



NATIONAL BUREAU OF STATISTICS

National Household Kerosene Price Watch

(DECEMBER 2021)

Report Date: January 2022

Data Source: National Bureau of Statistics (NBS)

CONTENT

| | |
|---|-----------|
| Executive Summary | 3 |
| Average Kerosene Prices per liter across States | 4 |
| Average Kerosene Prices per liter across Zones | 5 |
| 12 Months Average Prices per liter | 6 |
| Average Kerosene Prices per gallon across States | 7 |
| Average Kerosene Prices per gallon across Zones | 8 |
| 12 Months Average Prices per gallon | 9 |
| Methodology | 10 |
| Appendix | 11 |
| Contact | 13 |

EXECUTIVE SUMMARY

The average price per litre of Household Kerosene paid by consumers in December 2021 was ₦467.97, an increase of 6.10 percent on a month on month basis from ₦441.06 in November 2021. On a year on year basis, the average price of the product increased by 32.65 percent from ₦353.79 in December 2020 to ₦467.97 in December 2021.

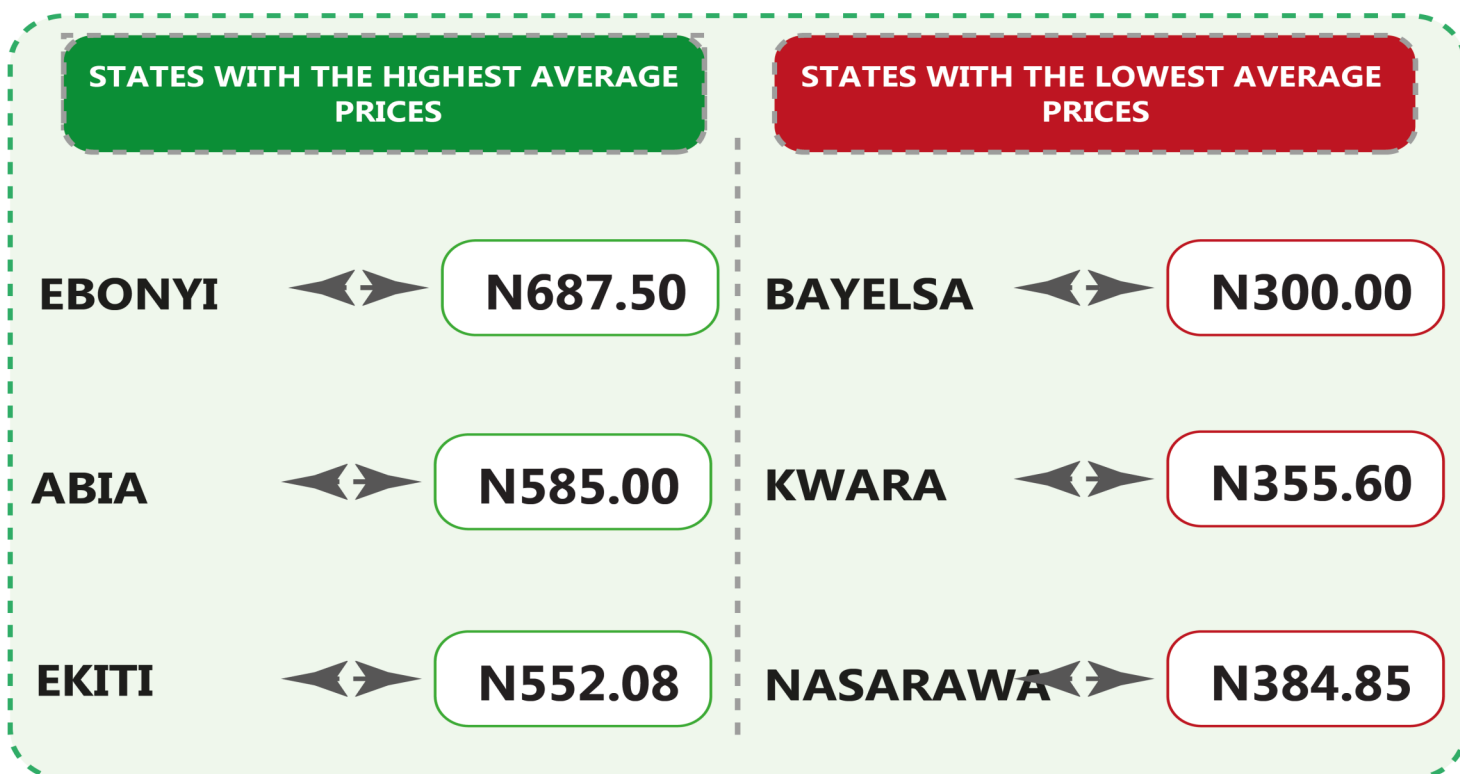

The top three states with the highest average price per litre in December 2021 were recorded in Ebonyi, Abia and Ekiti with ₦687.50, ₦585.00 and ₦552.08 respectively. Also the states with the lowest average prices per litre were recorded in Bayelsa, Kwara and Nasarawa with ₦300.00, ₦355.60 and ₦384.85 respectively.

On the other hand the average price per gallon of Household Kerosene paid by consumers increased by 2.51 percent on a month on month basis from ₦1544.01 in November 2021 to ₦1582.73 in December 2021. While the year-on-year analysis shows that, the average price per gallon of kerosene increased by 34.63percent from ₦1175.59 in December 2020 to ₦1582.73 in December 2021.

The top three states with the highest price were recorded in Cross River, Lagos and Jigawa with ₦2035.94, ₦2015.79 and ₦2004.44 respectively while the three states with the lowest price were recorded in Adamawa, Yobe and Borno with ₦1006.25, ₦1164.29 and ₦1181.25 respectively.

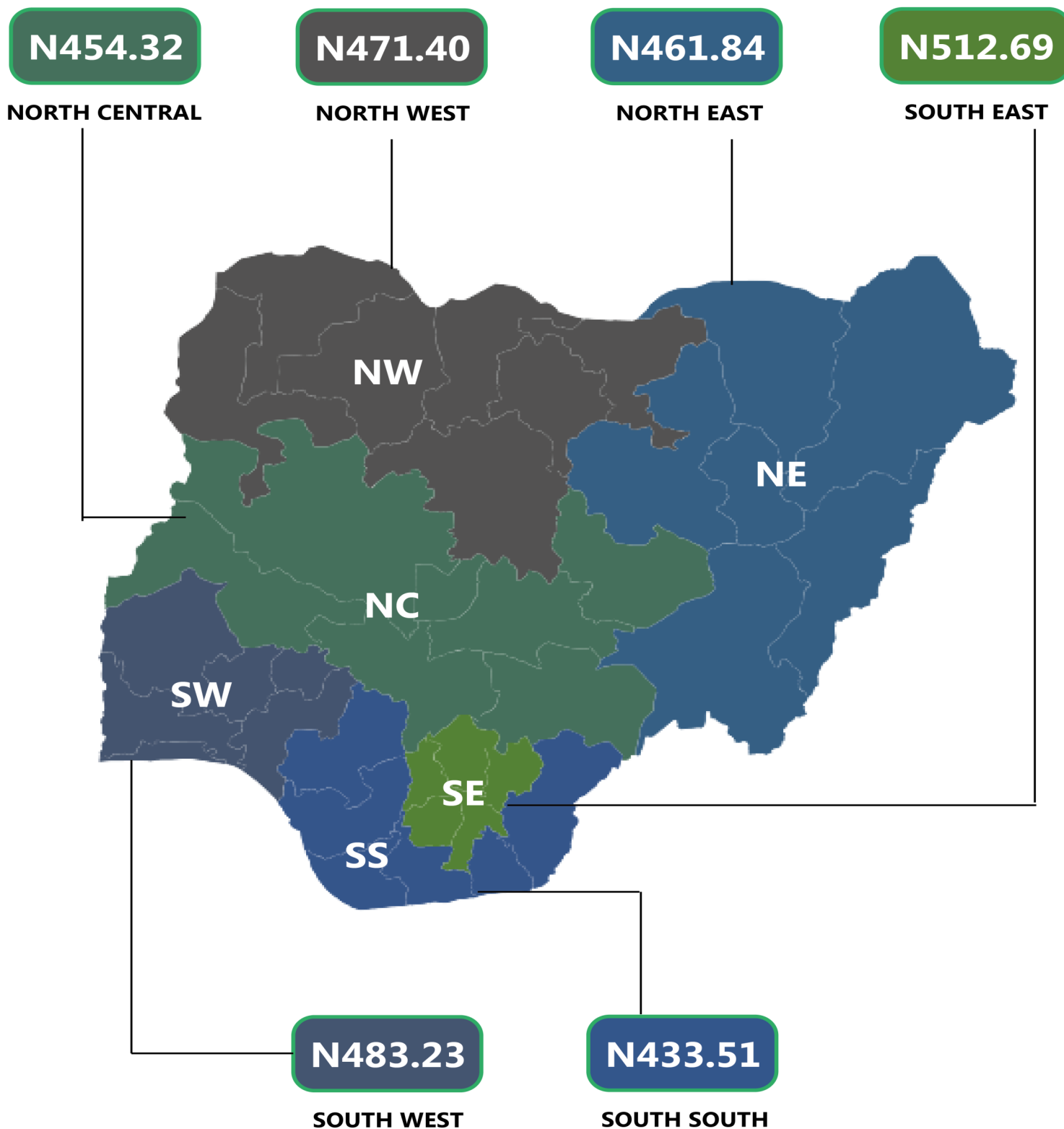
NATIONAL HOUSEHOLD KEROSENE PRICE WATCH - DECEMBER 2021

Average Kerosene Prices per litre Across States




NATIONAL HOUSEHOLD KEROSENE PRICE WATCH - DECEMBER 2021

Average Kerosene Prices per litre Across Zones



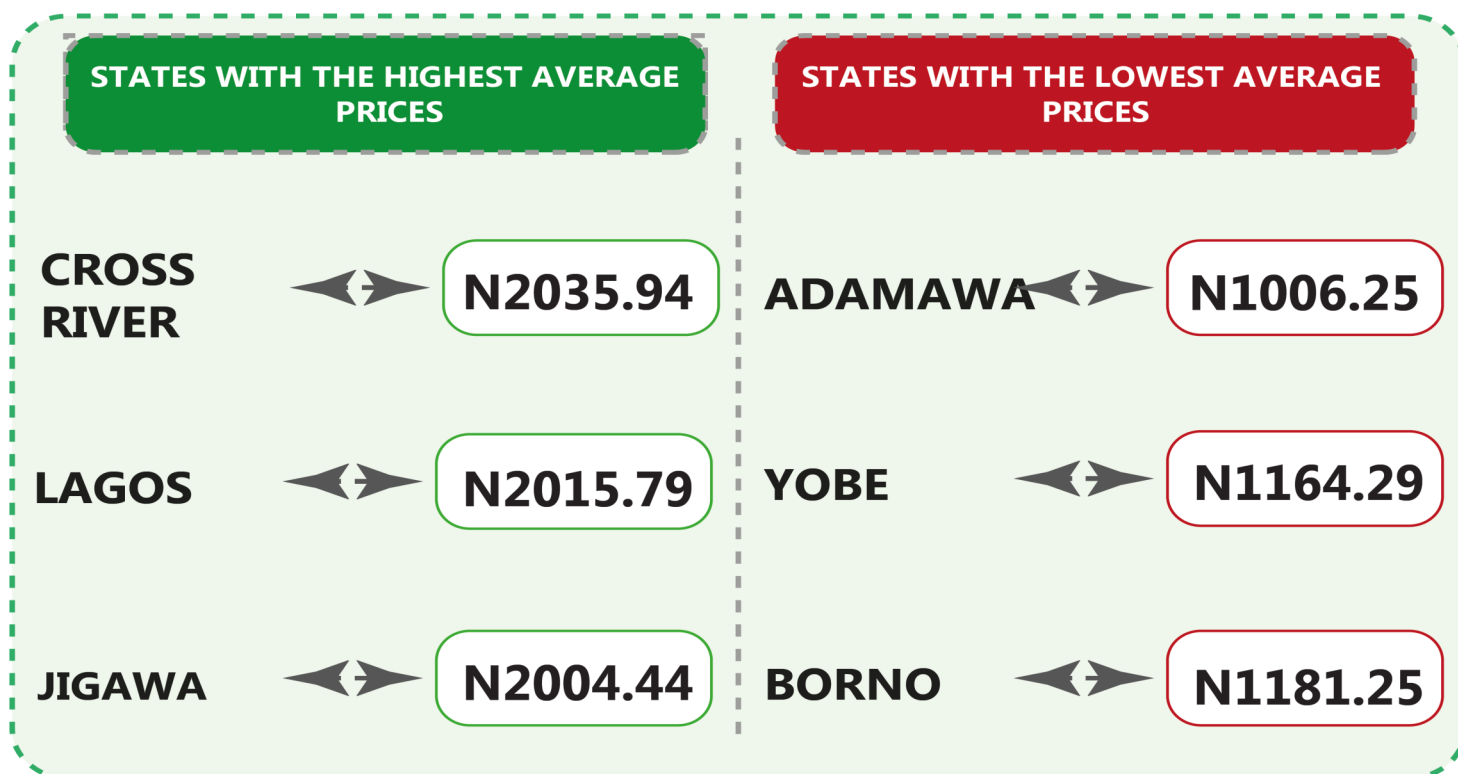
NATIONAL HOUSEHOLD KEROSENE PRICE WATCH - DECEMBER 2021

12 Month Average Prices per litre



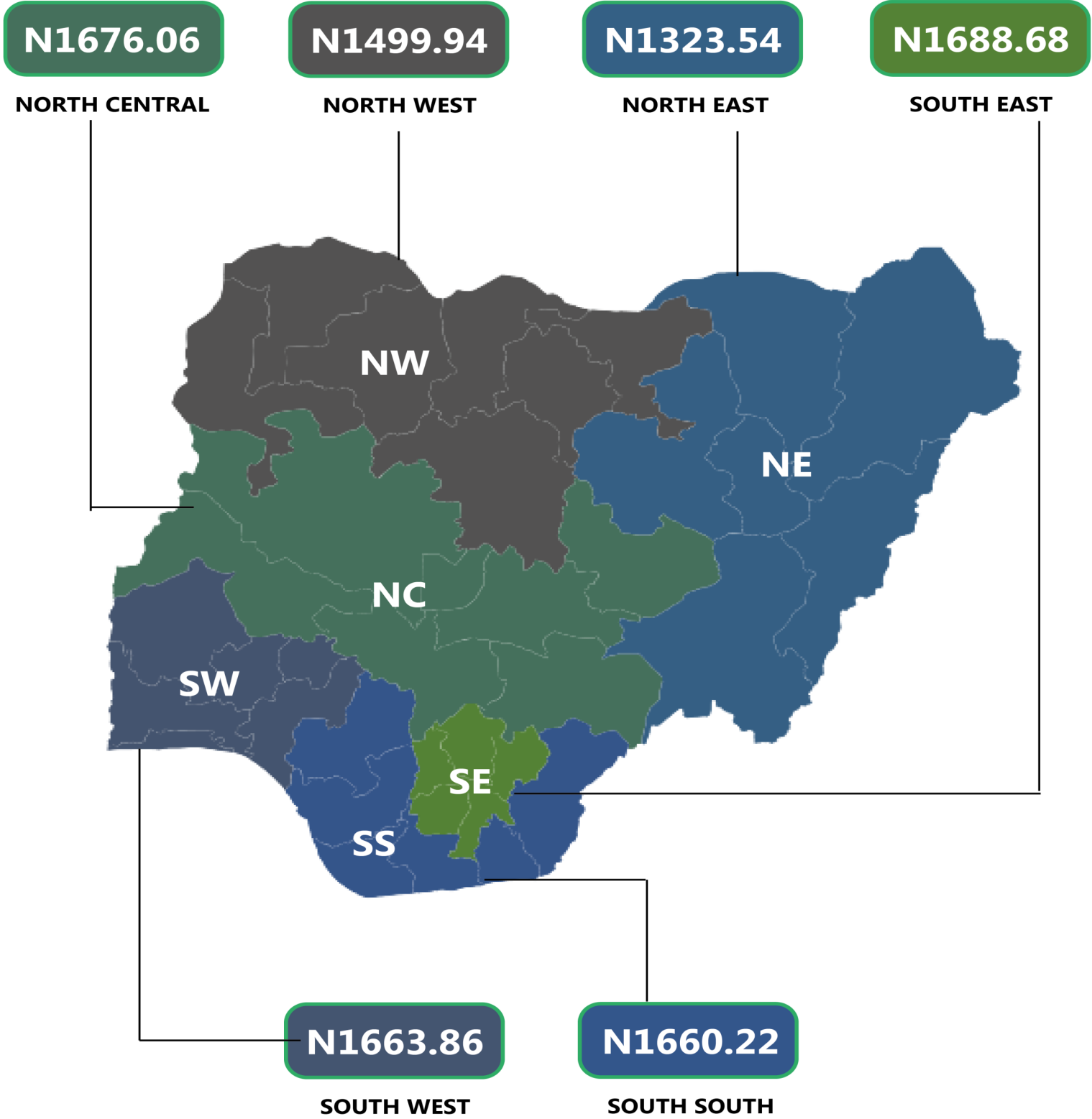
NATIONAL HOUSEHOLD KEROSENE PRICE WATCH - DECEMBER 2021

Average Kerosene Prices per gallon Across States



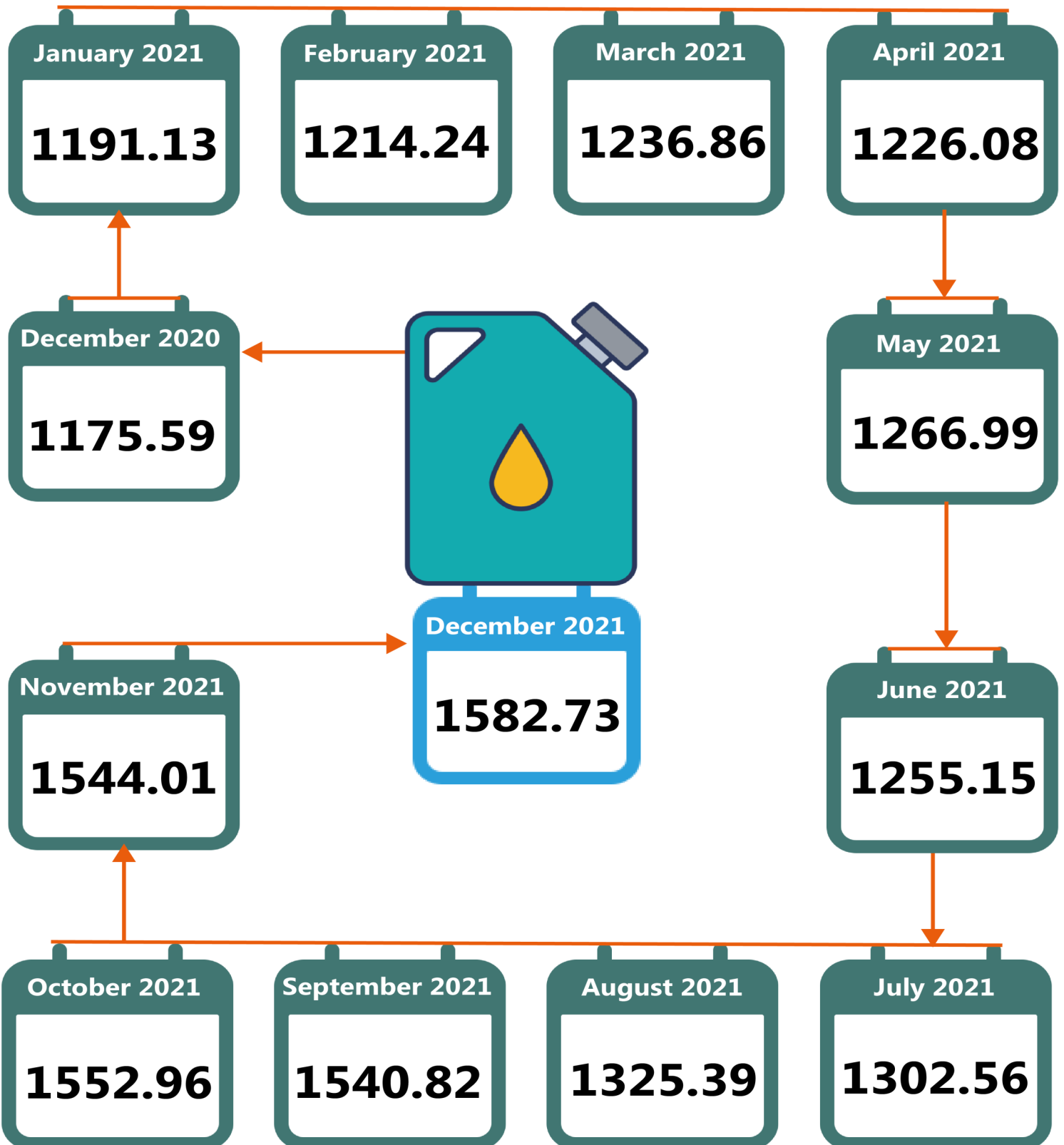
NATIONAL HOUSEHOLD KEROSENE PRICE WATCH - DECEMBER 2021

Average Kerosene Prices per gallon Across Zones



NATIONAL HOUSEHOLD KEROSENE PRICE WATCH - DECEMBER 2021

12 Month Average Prices per gallon



METHODOLOGY

Field work is done solely by over 700 NBS Staff in all States of the federation supported by supervisors who are monitored by internal and external observers.

Fuel Prices are collected across all the 774 local governments across all States and the FCT from over 10,000 respondents and locations and reflect actual prices households state they actually bought those fuels together with the prices reportedly sold by the fuel suppliers.

The average of all these prices is then reported for each state and the average for the country is the average for the state.

NBS audit team subsequently conducts randomly selected verification of prices recorded.

APPENDIX

HOUSEHOLD KEROSENE PRICE WATCH (PER LITRE)

| | Dec-20 | Nov-21 | Dec-21 | MoM | YoY |
|----------------------|---------------|---------------|---------------|--------------|--------------|
| NORTH CENTRAL | 354.44 | 444.97 | 454.32 | 2.10 | 28.18 |
| Abuja | 330.00 | 500.00 | 500.00 | 0.00 | 51.52 |
| Benue | 436.81 | 474.07 | 451.85 | -4.69 | 3.44 |
| Kogi | 330.39 | 479.76 | 538.75 | 12.30 | 63.06 |
| Kwara | 338.33 | 408.33 | 355.60 | -12.91 | 5.10 |
| Nasarawa | 360.61 | 453.92 | 384.85 | -15.22 | 6.72 |
| Niger | 327.78 | 334.81 | 428.33 | 27.93 | 30.68 |
| Plateau | 357.14 | 463.89 | 520.83 | 12.28 | 45.83 |
| NORTH EAST | 370.13 | 414.93 | 461.84 | 11.31 | 24.78 |
| Adamawa | 320.00 | 358.33 | 392.59 | 9.56 | 22.69 |
| Bauchi | 400.00 | 355.00 | 472.22 | 33.02 | 18.06 |
| Borno | 355.56 | 369.44 | 406.61 | 10.06 | 14.36 |
| Gombe | 362.62 | 496.67 | 536.67 | 8.05 | 48.00 |
| Taraba | 423.33 | 561.67 | 529.63 | -5.70 | 25.11 |
| Yobe | 359.28 | 348.48 | 433.33 | 24.35 | 20.61 |
| NORTH WEST | 354.66 | 363.98 | 471.40 | 29.51 | 32.92 |
| Jigawa | 345.00 | 392.42 | 466.30 | 18.82 | 35.16 |
| Kaduna | 379.74 | 396.88 | 425.33 | 7.17 | 12.01 |
| Kano | 356.41 | 390.00 | 503.33 | 29.06 | 41.22 |
| Katsina | 340.51 | 326.92 | 494.52 | 51.27 | 45.23 |
| Kebbi | 385.29 | 350.00 | 388.67 | 11.05 | 0.88 |
| Sokoto | 350.00 | 358.33 | 488.33 | 36.28 | 39.52 |
| Zamfara | 325.64 | 333.33 | 533.33 | 60.00 | 63.78 |
| SOUTH EAST | 377.53 | 541.19 | 512.69 | -5.27 | 35.80 |
| Abia | 381.16 | 560.28 | 585.00 | 4.41 | 53.48 |
| Anambra | 328.79 | 433.33 | 397.18 | -8.34 | 20.80 |
| Ebonyi | 425.83 | 650.00 | 687.50 | 5.77 | 61.45 |
| Enugu | 379.37 | 589.81 | 476.89 | -19.15 | 25.71 |
| Imo | 372.50 | 472.50 | 416.88 | -11.77 | 11.91 |
| SOUTH SOUTH | 325.96 | 439.36 | 433.51 | -1.33 | 32.99 |
| Akwa Ibom | 341.03 | 493.06 | 500.00 | 1.41 | 46.62 |
| Bayelsa | 235.95 | 274.44 | 300.00 | 9.31 | 27.14 |
| Cross River | 385.74 | 590.91 | 521.93 | -11.67 | 35.31 |
| Delta | 307.69 | 398.61 | 402.22 | 0.91 | 30.72 |
| Edo | 383.33 | 537.50 | 476.92 | -11.27 | 24.41 |
| Rivers | 302.04 | 341.67 | 400.00 | 17.07 | 32.43 |
| SOUTH WEST | 337.57 | 470.79 | 483.23 | 2.64 | 43.15 |
| Ekiti | 330.16 | 472.55 | 552.08 | 16.83 | 67.22 |
| Lagos | 357.78 | 442.11 | 427.19 | -3.37 | 19.40 |
| Ogun | 337.78 | 536.46 | 491.11 | -8.45 | 45.39 |
| Ondo | 327.78 | 415.63 | 476.92 | 14.75 | 45.50 |
| Osun | 354.31 | 519.44 | 496.49 | -4.42 | 40.13 |
| Oyo | 317.59 | 438.54 | 455.56 | 3.88 | 43.44 |

HOUSEHOLD KEROSENE PRICE WATCH (PER GALLON)

| | Dec-20 | Nov-21 | Dec-21 | MoM | YoY |
|----------------------|-----------------|-----------------|-----------------|--------------|--------------|
| NORTH CENTRAL | 1,305.68 | 1,742.94 | 1,676.06 | -3.84 | 28.37 |
| Abuja | 1,093.33 | 2,170.00 | 1,621.67 | -25.27 | 48.32 |
| Benue | 1,450.00 | 1,662.50 | 1,485.71 | -10.63 | 2.46 |
| Kogi | 1,220.94 | 1,804.50 | 1,676.82 | -7.08 | 37.34 |
| Kwara | 1,330.00 | 1,598.33 | 1,612.50 | 0.89 | 21.24 |
| Nasarawa | 1,488.00 | 1,566.67 | 1,938.64 | 23.74 | 30.28 |
| Niger | 1,170.00 | 1,378.57 | 1,433.18 | 3.96 | 22.49 |
| Plateau | 1,387.50 | 2,020.00 | 1,963.89 | -2.78 | 41.54 |
| NORTH EAST | 1,113.25 | 1,310.68 | 1,323.54 | 0.98 | 18.89 |
| Adamawa | 822.00 | 1,112.50 | 1,006.25 | -9.55 | 22.41 |
| Bauchi | 1,100.83 | 1,229.09 | 1,380.00 | 12.28 | 25.36 |
| Borno | 1,080.00 | 1,105.00 | 1,181.25 | 6.90 | 9.38 |
| Gombe | 1,444.44 | 1,300.83 | 1,291.67 | -0.70 | -10.58 |
| Taraba | 1,152.22 | 1,946.67 | 1,917.78 | -1.48 | 66.44 |
| Yobe | 1,080.00 | 1,170.00 | 1,164.29 | -0.49 | 7.80 |
| NORTH WEST | 1,197.54 | 1,490.58 | 1,499.94 | 0.63 | 25.25 |
| Jigawa | 1,270.00 | 1,600.00 | 2,004.44 | 25.28 | 57.83 |
| Kaduna | 1,045.00 | 1,582.50 | 1,392.14 | -12.03 | 33.22 |
| Kano | 1,342.31 | 1,661.54 | 1,842.86 | 10.91 | 37.29 |
| Katsina | 1,314.62 | 1,370.00 | 1,215.15 | -11.30 | -7.57 |
| Kebbi | 1,534.21 | 1,350.00 | 1,275.00 | -5.56 | -16.90 |
| Sokoto | 733.33 | 1,320.00 | 1,220.00 | -7.58 | 66.36 |
| Zamfara | 1,143.33 | 1,550.00 | 1,550.00 | 0.00 | 35.57 |
| SOUTH EAST | 1,220.66 | 1,539.43 | 1,688.68 | 9.69 | 38.34 |
| Abia | 1,196.15 | 1,383.89 | 1,405.00 | 1.53 | 17.46 |
| Anambra | 1,145.45 | 2,042.58 | 1,538.75 | -24.67 | 34.34 |
| Ebonyi | 1,240.64 | 1,408.33 | 1,798.75 | 27.72 | 44.99 |
| Enugu | 1,303.41 | 1,532.65 | 1,947.08 | 27.04 | 49.38 |
| Imo | 1,217.63 | 1,329.72 | 1,753.82 | 31.89 | 44.04 |
| SOUTH SOUTH | 1,037.60 | 1,627.70 | 1,660.22 | 2.00 | 60.01 |
| Akwa Ibom | 1,137.27 | 1,693.33 | 1,562.50 | -7.73 | 37.39 |
| Bayelsa | 773.75 | 1,829.33 | 1,825.33 | -0.22 | 135.91 |
| Cross River | 1,233.82 | 1,912.22 | 2,035.94 | 6.47 | 65.01 |
| Delta | 980.54 | 1,253.36 | 1,186.54 | -5.33 | 21.01 |
| Edo | 1,188.46 | 1,547.00 | 1,749.23 | 13.07 | 47.18 |
| Rivers | 911.76 | 1,530.95 | 1,601.76 | 4.63 | 75.68 |
| SOUTH WEST | 1,161.00 | 1,527.69 | 1,663.86 | 8.91 | 43.31 |
| Ekiti | 1,263.50 | 1,715.79 | 1,955.56 | 13.97 | 54.77 |
| Lagos | 1,246.25 | 1,344.81 | 2,015.79 | 49.89 | 61.75 |
| Ogun | 1,166.67 | 1,583.75 | 1,534.67 | -3.10 | 31.54 |
| Ondo | 1,163.08 | 1,720.00 | 1,644.67 | -4.38 | 41.41 |
| Osun | 1,012.32 | 1,206.15 | 1,268.46 | 5.17 | 25.30 |
| Oyo | 1,114.17 | 1,595.63 | 1,564.00 | -1.98 | 40.37 |

CONTACT



National Bureau of Statistics

Head Office

Plot 762 Independence Avenue,
Central Business District, Garki
Abuja.

Sunday J. Ichedi

Information Desk

Head, Communication & Public
Relations Department (C&PRD)
Phone: +2348037051701
sjichedi@nigerianstat.gov.ng

Moses Mathew

Statistical Information Officer

Phone: +2347069071157
matmoses@nigerianstat.gov.ng

Nuhu Joseph Waney II

Chief of Protocol

Phone: +2348037020063
jwnuhu@nigerianstat.gov.ng



@nigerianstat



NBSNigeria



Nbs_nigeria

