



NATIONAL BUREAU OF STATISTICS

# Transport Fare Watch

---

(NOVEMBER 2021)



**Report Date: December 2021**

**Data Source: National Bureau of Statistics (NBS)**

# CONTENT

<b>Executive Summary</b> .....	3
<b>Average Transport Fare Across States</b>	
- States Bus Journey Within City, Per Drop Constant Route .....	5
- States Bus Journey Intercity, State Route, Charge per person .....	6
- Air Fare Charge for Specified Routes Single Journey .....	7
- Journey by Motorcycle (Okada) Per Drop .....	8
- Waterway Passenger Transport .....	9
<b>Average Transport Fare by Categories - All Zones</b>	
North Central.....	10
North East.....	11
North West.....	12
South East .....	13
South West .....	14
South-South.....	15
Methodology .....	16
Appendix .....	17
Contact .....	19

## EXECUTIVE SUMMARY

This report shows Transport Fare for November 2021 covering the following categories: bus journey within the city per drop constant route; bus journey intercity, state route, charge per person; air fare charge for specified routes single journey; journey by motorcycle (Okada) per drop; and water way passenger transport.

The average fare paid by air passengers for specified routes single journey increased by 0.25 percent on a month-on-month basis from N36,932.43 in October to N37,022.97 in November 2021. On a year-on-year basis, the fare rose by 1.99 percent from N36,301.74 in November 2020 to N37,022.97 in November 2021.

The average fare paid by commuters for bus journey intercity stood at N2,644.50 in November 2021 indicating an increase of 0.38 percent on a month-on-month basis when compared to the value of N2,634.46 in October 2021. The November fare also rose by 18.02 percent on a year-on-year basis from N2,240.66 in the corresponding month of the previous year to N2,644.50 in November 2021.

Similarly, the average fare paid by commuters for bus journey within the city per drop increased by 1.46 percent on a month-on-month basis from N440.09 in October to N 446.50 in November 2021. Nevertheless, on a year-on-year basis, the fare rose by 33.74 percent from N333.86 in November 2020 to N446.50 in November 2021.

Also, the average fare paid by commuters for journey by motorcycle per drop increased by 1.99 percent on a month-on-month from N310.13 in October to N316.29 in November 2021. In terms of the year-on-year change, this rose by 32.14 percent from N239.36 in November 2020 to N316.39 in November 2021.

The average fare paid for water transport (water way passenger transportation) in November 2021 stood at N862.60, showing an increase of 1.42 percent on a month-on-month basis from N850.50 in October 2021. On a year-on-year basis, the fare rose by 13.97 percent from N756.84 in the corresponding month of the previous year to N862.60 in November 2021.

At the state level, the air transport charges (for specified routes single journey) for November 2021 was most expensive in Rivers State, Abuja and Edo State at N38,900.00, N38,700.00 and N38,600.00 respectively. Conversely, Akwa Ibom State, Sokoto State and Gombe State had the least fare with N33,300.00, N33,800.00 and N35,300.00 respectively.

For intercity bus travel (state route charged per person fare), the highest fares were recorded in Abuja, Lagos State and Sokoto State at N4,826.12, N3,558.74 and N3,500.73 respectively. The least fares were recorded in Bayelsa State, Bauchi State and Akwa Ibom State with N1,893.25, N1,945.03 and N1,991.04 respectively. In terms of bus journey within the city (per drop constant route), Zamfara State, Bauchi State and Taraba State recorded the highest fares with N698.57, N641.89 and N573.40 respectively. However, Oyo State, Abia State and Borno State had the least fares with N223.40, N254.20 and N305.71 respectively.

Motorcycle transport fares recorded the highest in Kwara State, Lagos State and Yobe State with N503.62, N500.21 and N495.06 respectively. The least fares were recorded in Adamawa State, Kaduna State and Niger State with N115.72, N180.61 and N190.52 respectively.

Similarly, water transport fares were highest in Delta State, Bayelsa State and Rivers State with N2,573.08, N2,562.12 and N2,316.17 respectively. The least fares were recorded in Borno State, Taraba State and Kebbi State with N270.69, N380.24 and N383.44 respectively.

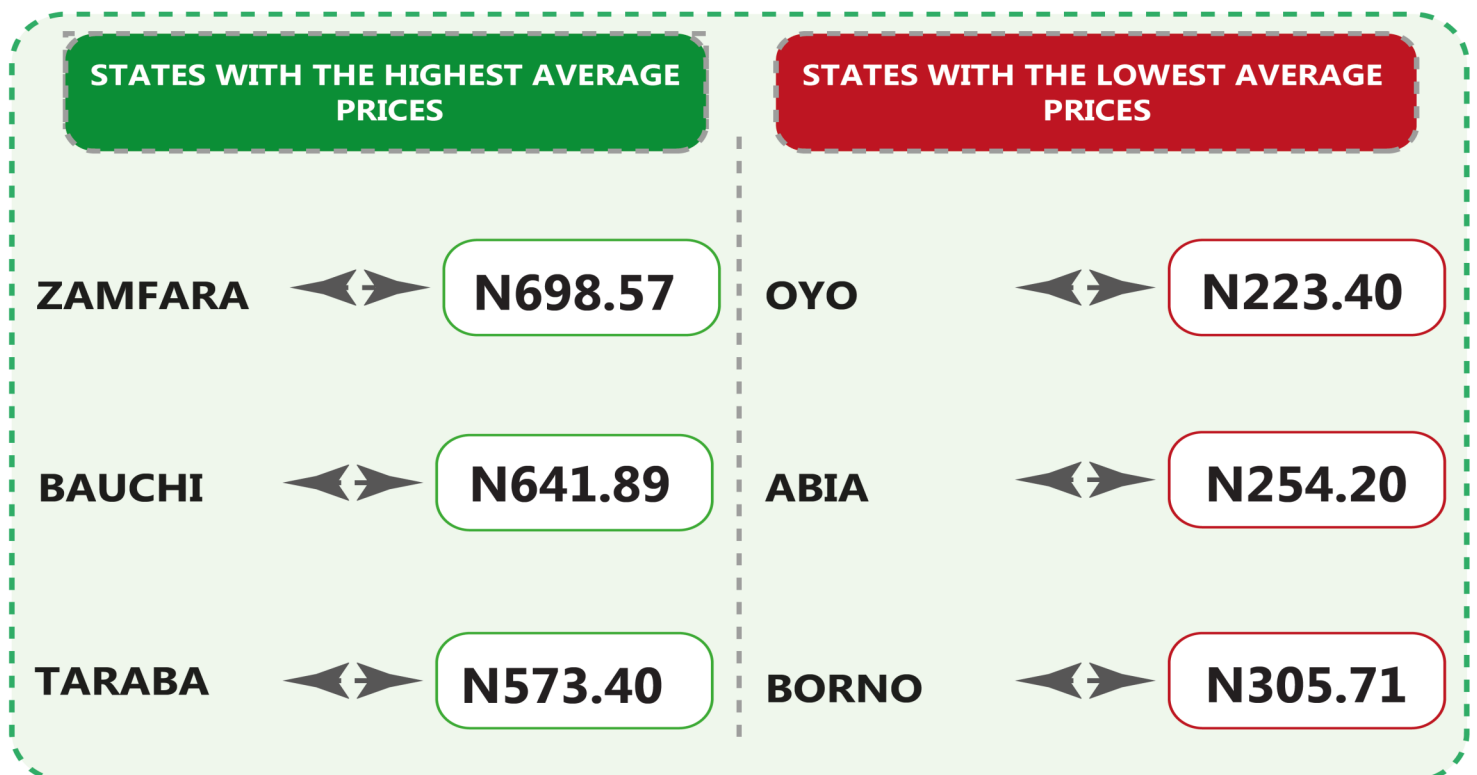
Looking at the Zonal distribution of transport fares by the categories reported, the South-South and the South-West recorded the highest fares of air transport in November 2021 with N37,366.67 and N37,166.67 compared to the North-West which had the least with N36,714.29. In terms of bus journey intercity, the North-Central and South-West had the highest charges with N3,075.42 and N2,881.43, while the South-South recorded the least with N2,175.57.

The transport fare of bus journey within the city recorded the highest in the North-East and North-West region with N494.04 and N478.49, with the South-East as the least at N367.53. In November 2021, commuters on motorcycle (Okada) paid higher fares in the South-South and South-West region with N355.46 and N347.91, while the North-West region recorded the least with N212.66. The highest charges paid on water transport were in the South-South and South-West region with N1,988.25 and N764.77, while the North-East region had the least with N506.98.

# TRANSPORT FARE WATCH - NOVEMBER 2021

Average Transport Fare Across States

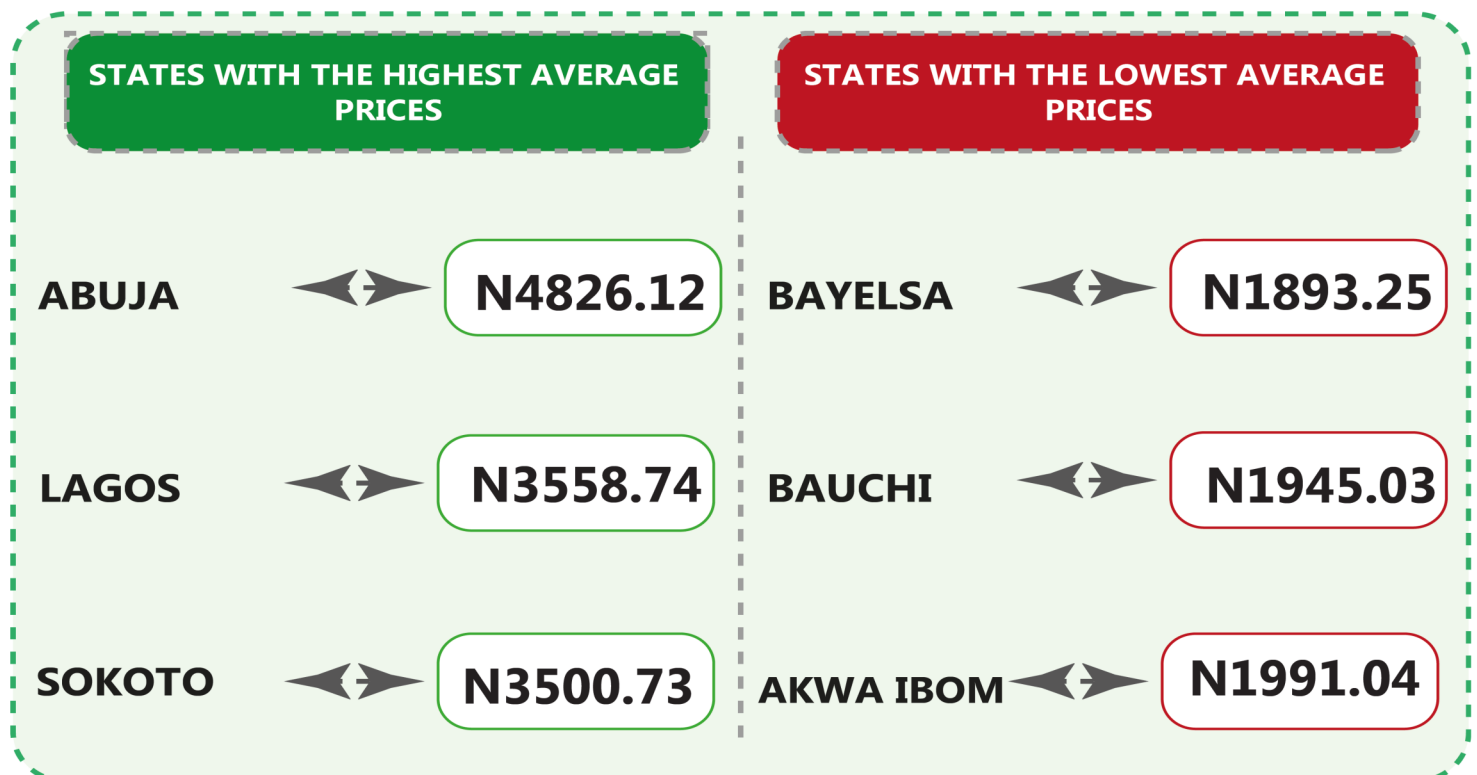

-Bus Journey Within City , Per Drop Constant Route



# TRANSPORT FARE WATCH - NOVEMBER 2021

Average Transport Fare Across States

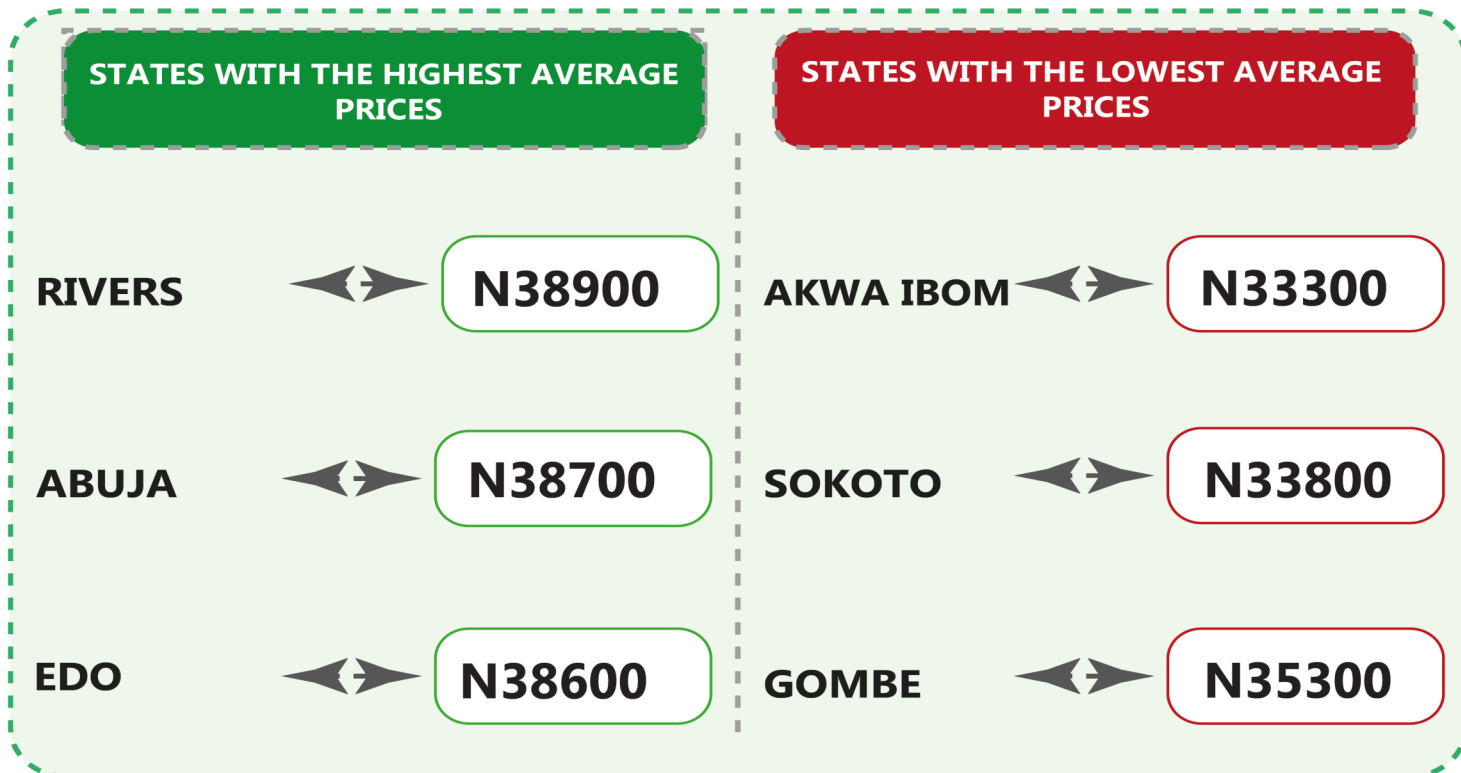
-Bus Journey Intercity, State Route, Charge Per Person



# TRANSPORT FARE WATCH - NOVEMBER 2021

Average Transport Fare Across States

-Air Fare Charge For Specified Routes Single Journey



# TRANSPORT FARE WATCH - NOVEMBER 2021

Average Transport Fare Across States  
-Journey by Motorcycle (Okada) Per Drop



YoY = 32.14%

**N239.36**

NOVEMBER 2020



MoM = 1.99%

**N310.13**

OCTOBER 2021

**N316.29**

## STATES WITH THE HIGHEST AVERAGE PRICES

KWARA



**N503.62**

LAGOS



**N500.21**

YOBE



**N495.06**

## STATES WITH THE LOWEST AVERAGE PRICES

ADAMAWA



**N115.72**

KADUNA



**N180.61**

NIGER

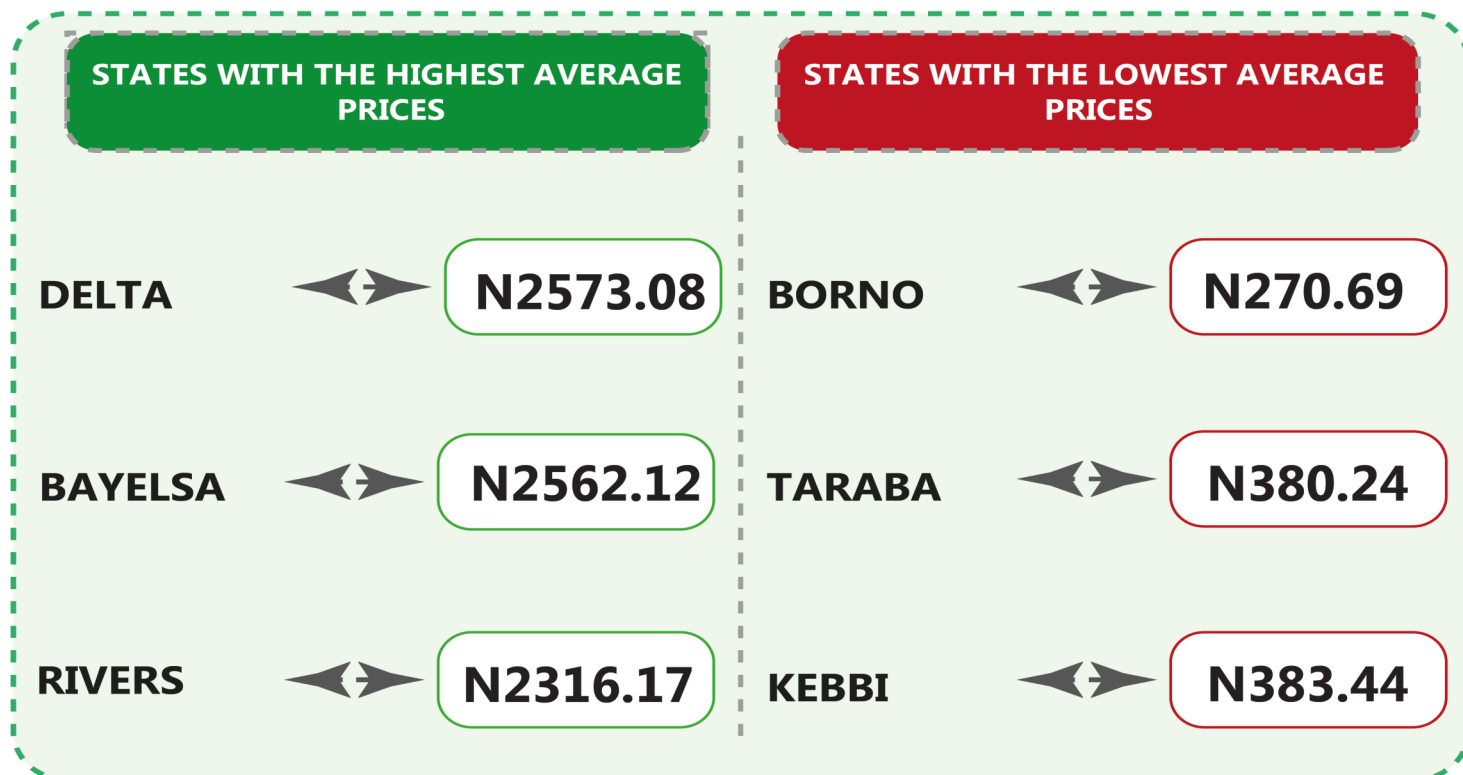


**N190.52**



# TRANSPORT FARE WATCH - NOVEMBER 2021

Average Transport Fare Across States  
-Waterway Passenger Transport



# TRANSPORT FARE WATCH - NOVEMBER 2021

Average Transport Fare by Categories


North Central



## BUS JOURNEY WITHIN CITY, PER DROP CONSTANT ROUTE




## BUS JOURNEY INTERCITY, STATE ROUTE, CHARGE PER PERSON



## AIR FARE CHARGE FOR SPECIFIED ROUTES SINGLE JOURNEY



## JOURNEY BY MOTORCYCLE (OKADA) PER DROP



## WATER TRANSPORT: WATER WAY PASSENGER TRANSPORTATION



# TRANSPORT FARE WATCH - NOVEMBER 2021

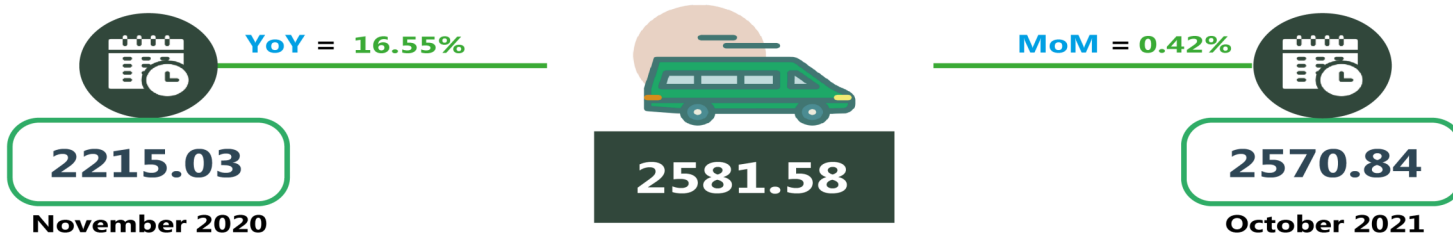
Average Transport Fare by Categories  
North East



## BUS JOURNEY WITHIN CITY, PER DROP CONSTANT ROUTE




## BUS JOURNEY INTERCITY, STATE ROUTE, CHARGE PER PERSON



## AIR FARE CHARGE FOR SPECIFIED ROUTES SINGLE JOURNEY



## JOURNEY BY MOTORCYCLE (OKADA) PER DROP



## WATER TRANSPORT: WATER WAY PASSENGER TRANSPORTATION



# TRANSPORT FARE WATCH - NOVEMBER 2021

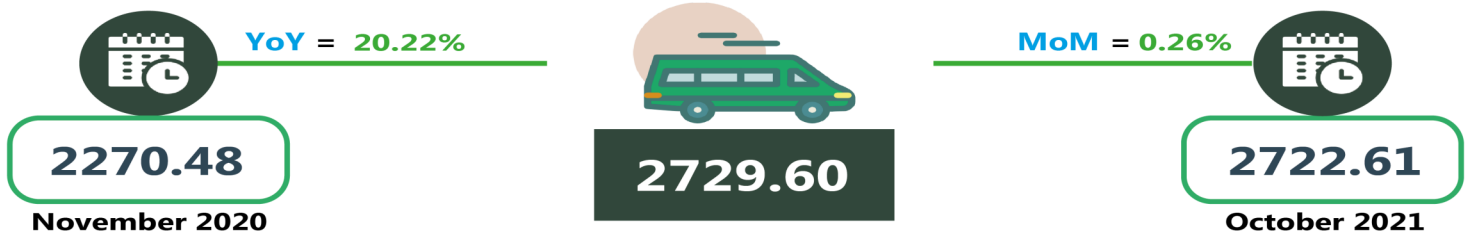
Average Transport Fare by Categories  
North West



## BUS JOURNEY WITHIN CITY, PER DROP CONSTANT ROUTE



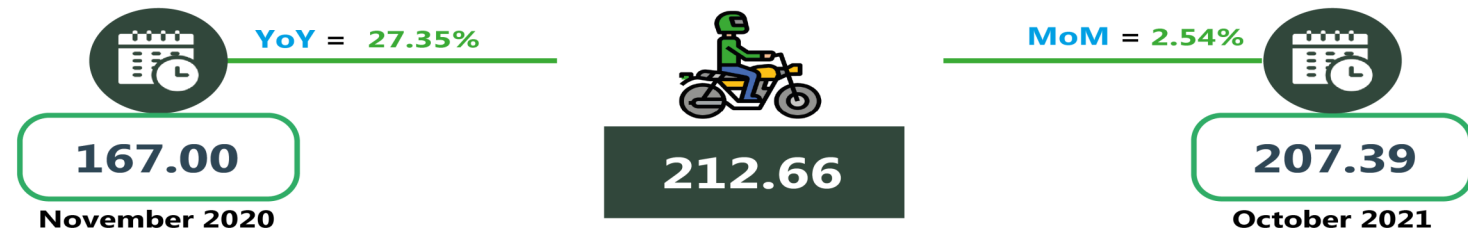
## BUS JOURNEY INTERCITY, STATE ROUTE, CHARGE PER PERSON



## AIR FARE CHARGE FOR SPECIFIED ROUTES SINGLE JOURNEY



## JOURNEY BY MOTORCYCLE (OKADA) PER DROP



## WATER TRANSPORT: WATER WAY PASSENGER TRANSPORTATION



# TRANSPORT FARE WATCH - NOVEMBER 2021

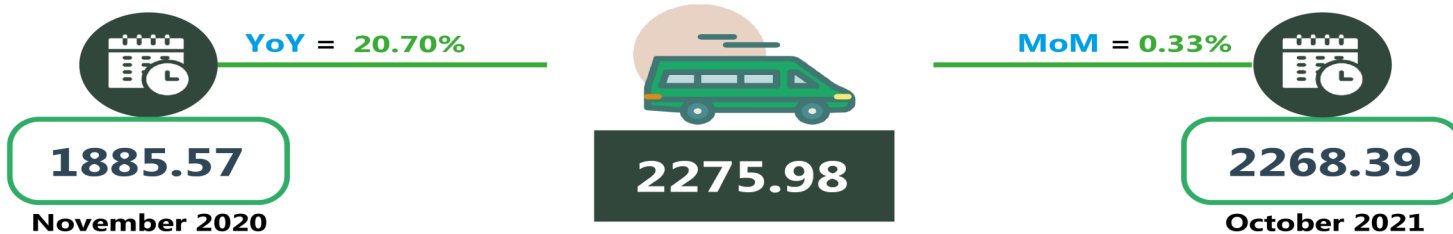
Average Transport Fare by Categories  
South East



## BUS JOURNEY WITHIN CITY, PER DROP CONSTANT ROUTE




## BUS JOURNEY INTERCITY, STATE ROUTE, CHARGE PER PERSON



## AIR FARE CHARGE FOR SPECIFIED ROUTES SINGLE JOURNEY



## JOURNEY BY MOTORCYCLE (OKADA) PER DROP



## WATER TRANSPORT: WATER WAY PASSENGER TRANSPORTATION



# TRANSPORT FARE WATCH - NOVEMBER 2021

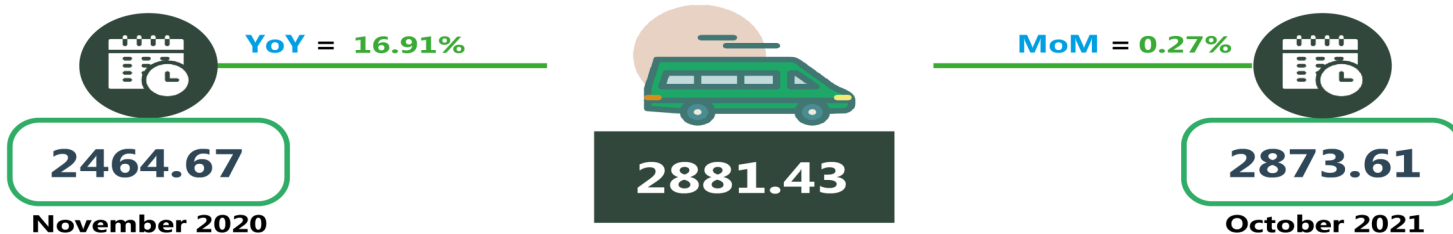
Average Transport Fare by Categories  
South West



## BUS JOURNEY WITHIN CITY, PER DROP CONSTANT ROUTE




## BUS JOURNEY INTERCITY, STATE ROUTE, CHARGE PER PERSON



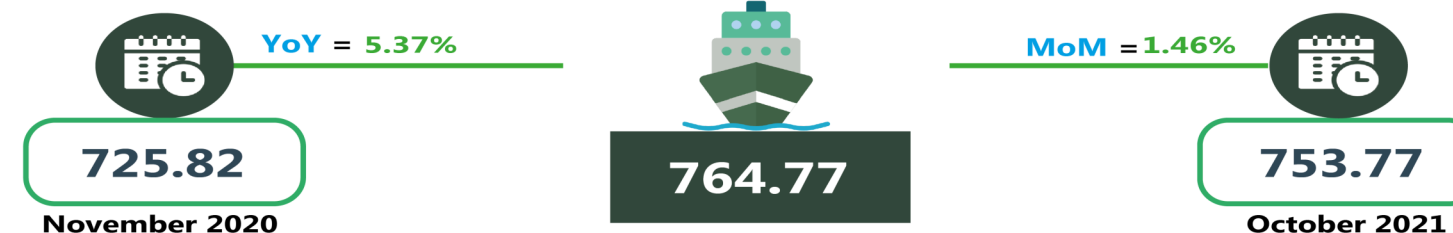
## AIR FARE CHARGE FOR SPECIFIED ROUTES SINGLE JOURNEY



## JOURNEY BY MOTORCYCLE (OKADA) PER DROP



## WATER TRANSPORT: WATER WAY PASSENGER TRANSPORTATION



# TRANSPORT FARE WATCH - NOVEMBER 2021

Average Transport Fare by Categories  
South-South



## BUS JOURNEY WITHIN CITY, PER DROP CONSTANT ROUTE




## BUS JOURNEY INTERCITY, STATE ROUTE, CHARGE PER PERSON



## AIR FARE CHARGE FOR SPECIFIED ROUTES SINGLE JOURNEY



## JOURNEY BY MOTORCYCLE (OKADA) PER DROP



## WATER TRANSPORT: WATER WAY PASSENGER TRANSPORTATION



## METHODOLOGY

Field work is done solely by over 700 NBS Staff in all States of the federation supported by supervisors who are monitored by internal and external observers.

Prices are collected across all the 774 local governments across all States and the FCT from over 10,000 respondents and locations and reflect actual fare households state they actually paid for those services.

The average of all these fares is then reported for each state and the average for the country is the average for the state.

NBS audit team subsequently conducts randomly selected verification of fares recorded.



## APPENDIX

<b>National Transport Fare Watch November 2021</b>					
<b>Indicator</b>	<b>Nov-20</b>	<b>Oct-21</b>	<b>Nov-21</b>	<b>MoM</b>	<b>YoY</b>
Air fare charg.for speci- fied routes single jour- ney	36,301.74	36,932.43	37,022.97	0.25	1.99
Bus journey intercity, state route, charg. per per	2,240.66	2,634.46	2,644.50	0.38	18.02
Bus journey within city , per drop constant rou	333.86	440.09	446.50	1.46	33.74
Journey by motorcycle (okada) per drop	239.36	310.13	316.29	1.99	32.14
Water transport : water way passenger transpor- tat	756.84	850.50	862.60	1.42	13.97

### Zonal Transport Fare Watch November 2021

Indicator	Nov-20	Oct-21	Nov-21	MoM	YoY
<b>NORTH CENTRAL</b>					
Air fare charg.for specified routes single journey	35,914.29	36,964.29	36,985.71	0.06	2.98
Bus journey intercity, state route, charg. per per	2,698.15	3,061.37	3,075.42	0.46	13.98
Bus journey within city , per drop constant rou	344.46	433.90	441.43	1.74	28.15
Journey by motorcycle (okada) per drop	259.96	333.65	346.00	3.70	33.10
Water transport : water way passenger transpor- tat	593.94	656.55	663.16	1.01	11.65
<b>NORTH EAST</b>					
Air fare charg.for specified routes single journey	36,475.00	36,708.33	36,833.33	0.34	0.98
Bus journey intercity, state route, charg. per per	2,215.03	2,570.84	2,581.58	0.42	16.55
Bus journey within city , per drop constant rou	338.35	477.18	494.04	3.53	46.01
Journey by motorcycle (okada) per drop	222.10	311.87	316.76	1.57	42.62
Water transport : water way passenger transpor- tat	447.99	501.75	506.98	1.04	13.17
<b>NORTH WEST</b>					
Air fare charg.for specified routes single journey	35,765.71	36,592.86	36,714.29	0.33	2.65
Bus journey intercity, state route, charg. per per	2,270.48	2,722.61	2,729.60	0.26	20.22
Bus journey within city , per drop constant rou	343.92	470.16	478.49	1.77	39.13
Journey by motorcycle (okada) per drop	167.00	207.39	212.66	2.54	27.35
Water transport : water way passenger transpor- tat	535.74	634.30	656.78	3.54	22.59
<b>SOUTH EAST</b>					
Air fare charg.for specified routes single journey	37,296.80	37,110.00	37,150.00	0.11	-0.39
Bus journey intercity, state route, charg. per per	1,885.57	2,268.39	2,275.98	0.33	20.70
Bus journey within city , per drop constant rou	261.80	374.48	367.53	-1.86	40.39
Journey by motorcycle (okada) per drop	254.50	329.99	334.27	1.29	31.34
Water transport : water way passenger transpor- tat	544.49	616.96	623.33	1.03	14.48
<b>SOUTH SOUTH</b>					
Air fare charg.for specified routes single journey	36,833.33	37,275.00	37,366.67	0.25	1.45
Bus journey intercity, state route, charg. per per	1,769.64	2,163.10	2,175.57	0.58	22.94
Bus journey within city , per drop constant rou	333.24	437.52	441.27	0.86	32.42
Journey by motorcycle (okada) per drop	278.48	350.98	355.46	1.28	27.64
Water transport : water way passenger transpor- tat	1,721.70	1,969.13	1,988.25	0.97	15.48
<b>SOUTH WEST</b>					
Air fare charg.for specified routes single journey	35,845.07	37,025.00	37,166.67	0.38	3.69
Bus journey intercity, state route, charg. per per	2,464.67	2,873.61	2,881.43	0.27	16.91
Bus journey within city , per drop constant rou	365.97	432.41	438.59	1.43	19.84
Journey by motorcycle (okada) per drop	265.28	343.41	347.91	1.31	31.15
Water transport : water way passenger transpor- tat	725.82	753.77	764.77	1.46	5.37

# CONTACT



## National Bureau of Statistics

Head Office

Plot 762 Independence Avenue,  
Central Business District, Garki  
Abuja.

## Sunday J. Ichedi

Information Desk

Head, Communication & Public  
Relations Department (C&PRD)  
Phone: +2348037051701  
sjchedi@nigerianstat.gov.ng

## Moses Mathew

Statistical Information Officer

Phone: +2347069071157  
matmoses@nigerianstat.gov.ng

## Nuhu Joseph Waney II

Chief of Protocol

Phone: +2348037020063  
jwnuhu@nigerianstat.gov.ng



@nigerianstat



NBSNigeria



Nbs\_nigeria

