



NATIONAL BUREAU OF STATISTICS

MINERAL PRODUCTION STATISTICS

(2019 - 2020)

Report Date: December 2021

Data Source: National Bureau of Statistics (NBS)

CONTENT

Executive Summary -----3

Infographics -----4

Appendix - Tables -----11

Contact -----14



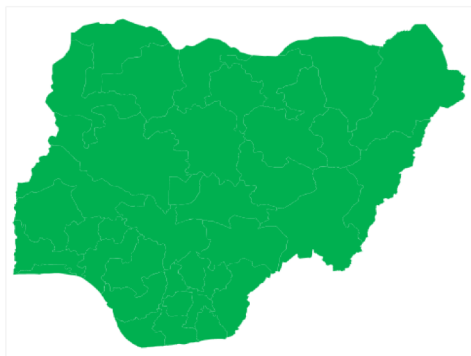
EXECUTIVE SUMMARY

The Mining and Quarrying sector is crucial to growth in Nigeria considering the potential to export mineral resources to the rest of the world and the drive for diversification. Essentially, Nigeria is said to be endowed with over forty (40) types of minerals including marble, coal, iron ore, gold, silica, lead, zinc, tin ore, manganese, granite, laterite, limestone etc.


Aggregate production in 2020 (64,286,308.01 tons) grew by 17.95% compared to 2019 with 54,505,048.23 tons, indicating an improvement in production. In 2020, Kogi State, Ogun State and Cross River State were top three States with the largest share of production with 12.50 million tons, 12.11 million tons and 8.90 million tons respectively. The least State was Borno which recorded 5,060 tons. Similarly, Ogun State, FCT and Kogi State were the top three States with the largest share of production in 2019. This report shows that Ogun State produced 12.55 million tons, FCT produced 10.82 million tons, while Kogi State recorded 10.11 million tons over the same period. Limestone, Sand and Granite were three most mined minerals in 2020, while Limestone, Granite and Laterite were the top biggest minerals in 2019.

MINING AND QUARRYING DATA 2019 - 2020

Total





LIMESTONE




GRANITE



LATERITE

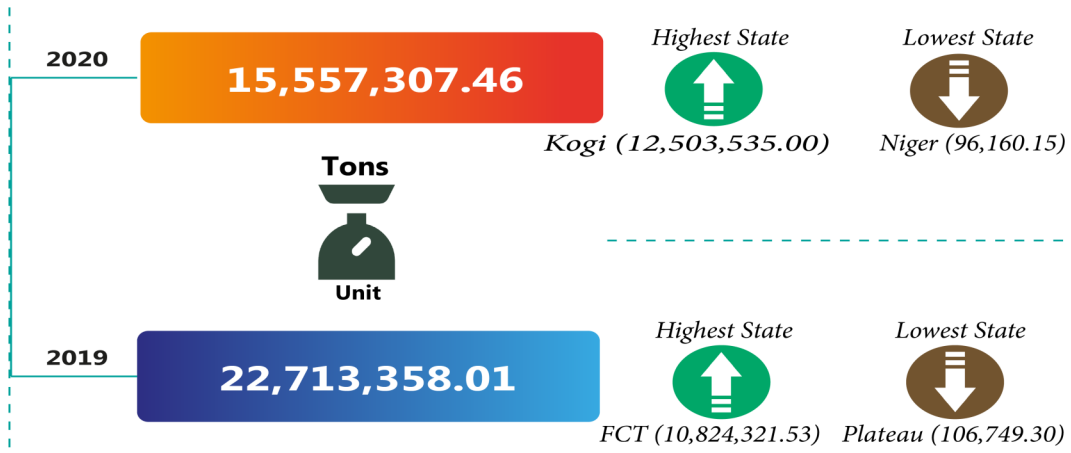


SAND





MINING AND QUARRYING DATA 2019 - 2020


North Central



LIMESTONE



GRANITE



LATERITE


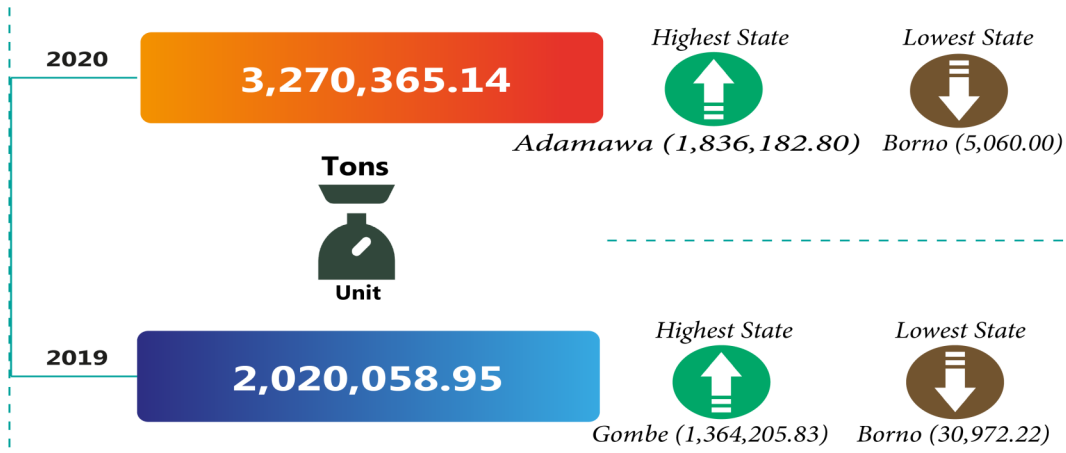


SAND




MINING AND QUARRYING DATA 2019 - 2020


North East




LIMESTONE




GRANITE



LATERITE

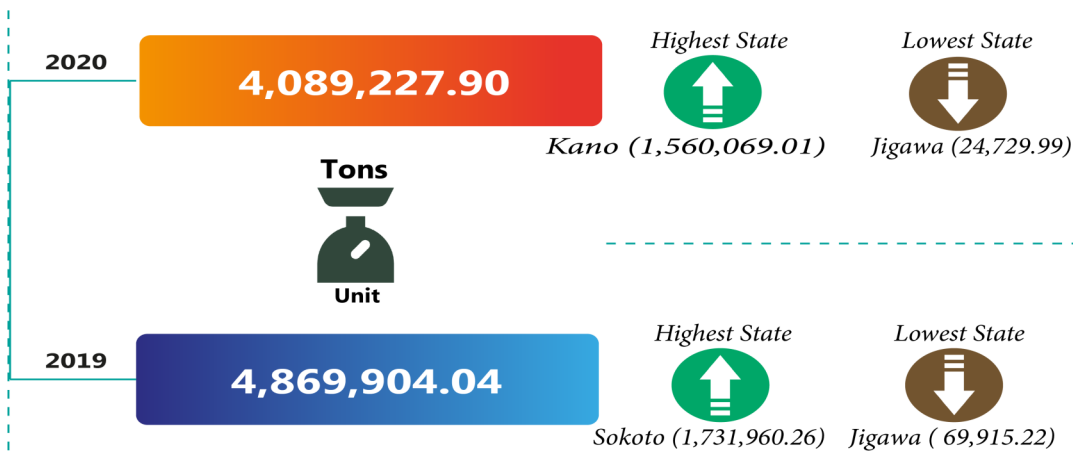


SAND




MINING AND QUARRYING DATA 2019 - 2020

North West




LIMESTONE




GRANITE



LATERITE


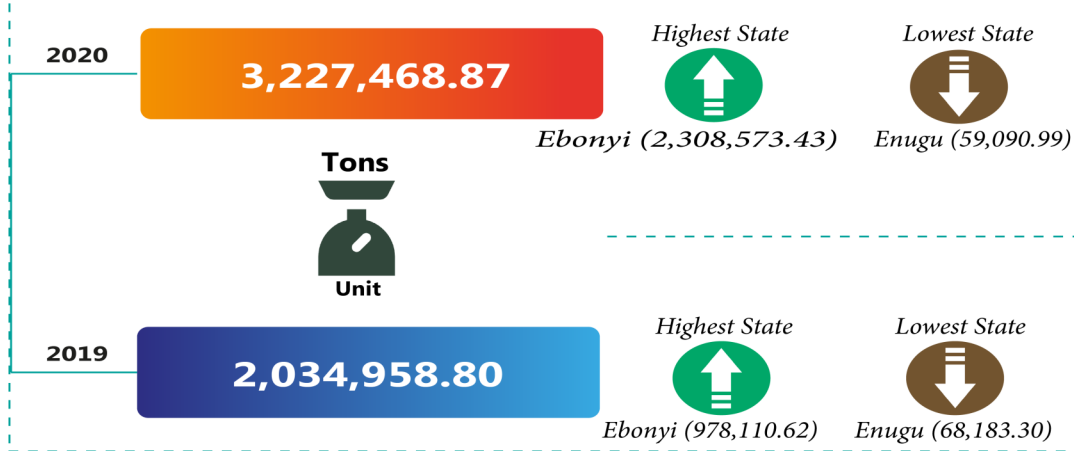


SAND





MINING AND QUARRYING DATA 2019 - 2020



South East




LIMESTONE




GRANITE



LATERITE


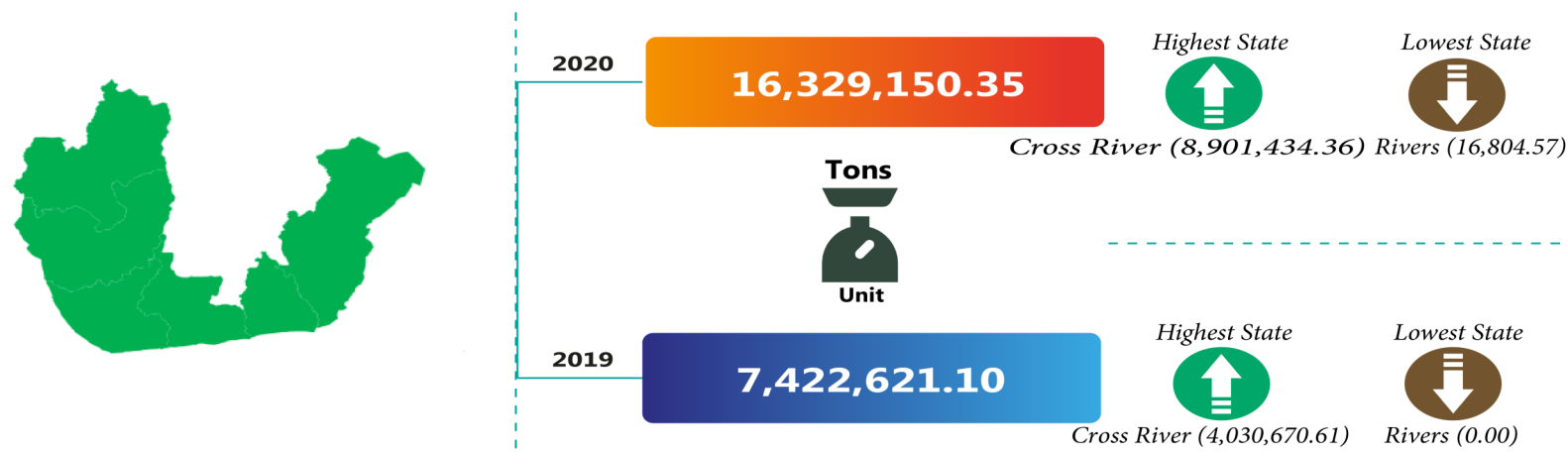


SAND




MINING AND QUARRYING DATA 2019 - 2020



South South





LIMESTONE



GRANITE



LATERITE


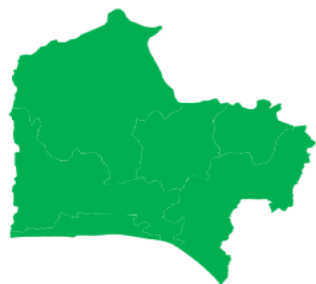


SAND



MINING AND QUARRYING DATA 2019 - 2020

South West



APPENDIX

| | 2019 | 2020 |
|----------------------|----------------------|----------------------|
| North Central | 22,713,358.01 | 15,557,307.45 |
| FCT | 10,824,321.53 | 1,423,697.56 |
| Aquamarine | 0.00 | |
| Clay | 3,693.00 | 4,317.00 |
| G.Block | 25.00 | |
| Gold | 0.11 | 1.39 |
| Granite | 1,494,967.09 | 1,197,780.17 |
| Granite Block(m3) | | 500.00 |
| Granite Dust | 9,255,338.26 | 214,428.00 |
| Laterite | 70,298.07 | 6,666.00 |
| Limestone | | 5.00 |
| Kogi | 10,112,212.82 | 12,503,535.00 |
| Clay | 1,309,904.08 | 1,338,142.53 |
| Coal | 517,568.63 | 243,583.38 |
| Feldspar | 10,422.06 | 9,931.93 |
| Granite | 9,068.30 | 33,729.13 |
| Laterite | 443,879.26 | 367,444.40 |
| Limestone | 7,819,454.49 | 10,499,028.63 |
| Sand | 1,916.00 | 11,675.00 |
| Benue | 861,164.79 | 486,954.49 |
| Baryte | 90.00 | |
| Coal | 30.00 | 396,987.95 |
| Flourite | | 170.00 |
| Granite | 69,035.53 | 39,012.70 |
| Laterite | 42,849.33 | 32,733.84 |
| Limestone | 740,872.93 | |
| Sand | 8,287.00 | 18,050.00 |
| Nasarawa | 346,233.15 | 673,247.91 |
| Baryte | 250.00 | 543.75 |
| Cassiterite | 4.27 | |
| Coal | 1,644.70 | 1,710.00 |
| Columbite | 154.87 | 14.63 |
| Dolomite | 19,460.60 | 32,441.00 |
| Flourite | | 600.00 |
| Granite | 166,334.57 | 299,991.57 |
| Granite Block(m3) | 2,469.00 | 2,016.00 |
| Laterite | 13,500.22 | 212,216.66 |
| Lead/Zinc | 596.82 | 9,131.00 |
| Lithium | 133.30 | |
| Marble | 4,098.50 | 10,833.30 |
| Sand | 9,453.57 | 103,750.00 |
| Tin ore | 5.95 | |
| Tourmaline | 2,000.00 | |
| Zircon | 125,367.30 | |
| Zircon Sand | 759.49 | |

| | | |
|----------------------|-------------------|-------------------|
| Niger | 283,194.00 | 96,160.14 |
| Baryte | 30.00 | |
| Clay | 6,542.92 | 2,200.44 |
| Gold | 0.02 | 0.03 |
| Granite | 251,261.08 | 49,318.19 |
| Laterite | 20,729.99 | 39,308.15 |
| Manganese | 1,000.00 | |
| Marble | 399.99 | |
| Quartz | 105.00 | |
| Sand | 1,125.00 | |
| Talc | | 5,333.33 |
| Wolframite | 2,000.00 | |
| Kwara | 179,482.43 | 171,571.88 |
| Dolomite | | 999.68 |
| Gold | 0.01 | 0.00 |
| Granite | 127,856.79 | 128,820.20 |
| Granite Dust | | 4,000.00 |
| Laterite | 41,166.59 | 31,852.00 |
| Lead/Zinc | 2,300.00 | |
| Marble | 3,799.98 | 2,400.00 |
| Sand | 4,012.50 | 3,500.00 |
| Tin/Col | 346.56 | |
| Plateau | 106,749.30 | 202,140.47 |
| Amethyst | 0.00 | 0.50 |
| Aquamarine | 1.79 | 1.78 |
| Beryl | 1.25 | 2.00 |
| Coltan | 20.00 | 32.00 |
| Columbite | 1,492.41 | 749.03 |
| Emerald | 75.00 | |
| Garnet | 0.00 | |
| Gold | 0.02 | |
| Granite Aggregate | 68,528.49 | 67,459.52 |
| Iron Ore | | 1.00 |
| Laterite | 10,900.00 | 104,646.30 |
| Lead/Zinc | 24,322.00 | 27,830.00 |
| Mica | 112.00 | |
| Quartz | 0.00 | 5.00 |
| Ruby | 8.13 | 0.00 |
| Rutile | | 20.00 |
| Sand | 300.00 | 250.00 |
| Sapphire | 0.00 | 0.00 |
| Tin Ore(Cassiterite) | 946.45 | 899.54 |
| Topaz | 1.76 | 1.80 |
| Tourmaline | 0.00 | |
| Zircon | | 102.00 |
| Zircon Sand | 40.00 | 140.00 |

| | 2019 | 2020 |
|-------------------|---------------------|---------------------|
| North East | 2,020,058.95 | 3,270,365.14 |
| Gombe | 1,364,205.83 | 1,106,589.96 |
| Coal | 24,180.60 | 105,697.20 |
| Flourite | 4,730.00 | 16,727.48 |
| Granite | 78,861.61 | 112,017.99 |
| Granite Dust | 0.00 | |
| Gypsum | 18,884.00 | 25,704.00 |
| Laterite | 14,968.33 | 144,611.64 |
| Limestone | 1,219,081.29 | 686,831.65 |
| Sand | 3,500.00 | 15,000.00 |
| Bauchi | 206,982.37 | 210,407.30 |
| Columbite | 3.30 | |
| Copper | 30.00 | |
| Granite Aggregate | 87,880.55 | 104,204.26 |
| Granite Block(m3) | 133.00 | |
| Granite Dust | 36,086.24 | 36,002.71 |
| Kaolin | 1,040.00 | 2,640.00 |
| Laterite | 70,214.65 | 65,806.67 |
| Lead/Zinc | 5,060.50 | |
| Sand | 6,287.50 | 950.00 |
| Tin | 246.63 | 803.66 |
| Adamawa | 202,151.30 | 1,836,182.80 |
| Basalt | 466.67 | |
| Granite | 177,592.88 | 133,784.42 |
| Laterite | 24,091.76 | 1,698,585.06 |
| Mica | | 120.00 |
| Sand | | 3,693.32 |
| Yobe | 150,962.74 | 26,019.08 |
| Gypsum | | 131.87 |
| Laterite | 150,962.74 | 25,887.21 |
| Taraba | 64,784.49 | 86,106.00 |
| Crystal Quartz | 2,000.00 | |
| Granite | 29,077.12 | 8,086.20 |
| Laterite | 6,666.70 | 77,333.27 |
| Lead/Zinc | 124.00 | |
| Sand | 26,250.00 | 686.53 |
| Sapphire | 666.67 | |
| Borno | 30,972.22 | 5,060.00 |
| Flourite | | 60.00 |
| Granite | 30,003.93 | |
| Laterite | 568.00 | |
| Sand | 400.29 | 5,000.00 |

| | 2019 | 2020 |
|-------------------|---------------------|---------------------|
| North West | 4,869,904.04 | 4,089,227.90 |
| Sokoto | 1,731,960.26 | 1,170,969.00 |
| Gypsum | 3,258.42 | 4,870.00 |
| Laterite | 3,532.90 | 8,166.00 |
| Limestone | 1,624,900.00 | 1,032,006.00 |
| Sand | 10,199.94 | 5,375.00 |
| Shale | 90,069.00 | 120,552.00 |
| Kano | 1,246,445.38 | 1,560,069.01 |
| Columbite | 26.00 | |
| Granite | 469,456.92 | 415,929.65 |
| Granite Dust | 174,733.08 | 128,406.80 |
| Laterite | 530,504.39 | 877,077.56 |
| R/Sand | 8,225.00 | |
| Sand | 63,499.99 | 138,655.00 |
| Kaduna | 636,797.32 | 789,950.43 |
| Columbite | 26.00 | |
| Granite | 266,114.69 | 426,926.43 |
| Granite Block(m3) | 295.70 | 252.00 |
| Granite Dust | 32,205.00 | |
| Iron Ore | 20.00 | |
| Laterite | 306,803.43 | 318,152.67 |
| Manganese | 90.00 | |
| Nickel | | 10.00 |
| Sand | 29,562.50 | 44,609.33 |
| Sapphire | 1,680.00 | |
| Zamfara | 600,458.06 | 155,334.31 |
| Garnet | 6.00 | |
| Granite | 172,878.71 | 55,295.90 |
| Granite Dust | 40,768.03 | 11,699.80 |
| Laterite | 314,141.40 | 79,088.60 |
| Manganese | 10.00 | |
| Sand | 71,287.25 | 9,250.00 |
| Tourmaline | 266.67 | |
| Wolframite | 1,100.00 | |
| Katsina | 483,627.13 | 160,367.72 |
| Granite | 100,021.58 | 71,369.99 |
| Granite Dust | 10,675.00 | 6,810.00 |
| Kaolin | 2,168.90 | 270.00 |
| Laterite | 262,167.87 | 18,663.32 |
| Marl/Clay | 76,250.00 | 32,000.00 |
| Quartz | | 3.50 |
| Sand | 26,415.00 | 24,762.00 |
| Silica Sand | 5,928.79 | 6,488.91 |
| Kebbi | 100,700.67 | 227,807.44 |
| Granite | 274.00 | 0.00 |
| Iron Ore | 160.00 | 127.43 |
| Laterite | 91,333.32 | 163,146.34 |
| Manganese | 0.00 | 15,000.00 |
| Sand | 7,000.00 | 47,790.66 |
| Talc | 1,933.35 | 1,743.01 |
| Jigawa | 69,915.22 | 24,729.99 |
| Granite | 39,392.35 | |
| Granite Dust | 30,522.87 | |
| Laterite | | 24,729.99 |

| | 2019 | 2020 |
|-------------------|---------------------|---------------------|
| South East | 2,034,958.80 | 3,227,468.87 |
| Ebonyi | 978,110.62 | 2,308,573.43 |
| Dolomite | | |
| Granite | 697,671.27 | 1,786,047.37 |
| Lead/Zinc | 20,627.85 | 20,250.60 |
| Limestone | 259,811.50 | 502,275.46 |
| Anambra | 582,209.96 | 495,313.04 |
| Granite | 0.00 | 250.00 |
| Laterite | 176,295.25 | 59,758.60 |
| Sand | 405,914.71 | 435,304.44 |
| Abia | 327,713.21 | 206,020.02 |
| Clay | 0.00 | 2,850.00 |
| Granite | 305,194.21 | 101,137.11 |
| Laterite | 5,564.00 | 66,604.43 |
| Sand | 16,955.00 | 35,428.48 |
| Imo | 78,741.71 | 158,471.39 |
| Sand | 78,741.71 | 158,471.39 |
| Enugu | 68,183.30 | 59,090.99 |
| Laterite | 57,733.30 | |
| Sand | 10,450.00 | 59,090.99 |

| | 2019 | 2020 |
|--------------------|---------------------|----------------------|
| South South | 7,422,621.10 | 16,329,150.35 |
| Cross River | 4,030,670.61 | 8,901,434.36 |
| Granite | 1,312,567.32 | 1,342,545.86 |
| Iron Ore | 43,380.00 | |
| Laterite | 864,685.00 | 1,430,903.50 |
| Limestone | 1,780,347.79 | 6,014,071.00 |
| Sand | 4,679.50 | 113,914.00 |
| Tourmaline | 25,011.00 | |
| Edo | 2,672,957.49 | 1,764,835.98 |
| Clay | 150,300.00 | |
| Dolomite | 2,401.00 | |
| Feldspar | 533.33 | |
| Granite Aggregate | 570,870.39 | 232,649.75 |
| Granite Dust | 752,301.64 | 44,874.23 |
| Kaolin | 1,440.00 | |
| Laterite | 191,647.20 | |
| Limestone | 994,209.93 | 1,485,812.00 |
| Sand | 9,254.00 | 1,500.00 |
| Akwa Ibom | 408,921.82 | 770,379.77 |
| Laterite | 390,750.76 | 554,982.48 |
| Sand | 18,171.06 | 215,397.29 |
| Delta | 283,722.38 | 471,071.80 |
| Granite | 2,033.30 | 999.60 |
| Laterite | 198,314.08 | 130,842.70 |
| Sand | 83,375.00 | 339,229.50 |
| Bayelsa | 26,348.80 | 4,404,623.87 |
| Laterite | | 80,258.30 |
| Sand | 26,348.80 | 4,324,365.57 |
| Rivers | | 16,804.57 |
| Laterite | | 3,328.33 |
| Sand | | 13,476.24 |

| Row Labels | 2019 | 2020 |
|-------------------|----------------------|----------------------|
| South West | 15,444,147.33 | 21,812,788.29 |
| Ogun | 12,554,812.14 | 12,112,975.70 |
| Clay | 22,882.91 | 13,702.21 |
| Feldspar | 14,999.98 | 2,786.95 |
| Granite | 2,100,103.43 | 1,446,919.16 |
| Granite Dust | 369,648.83 | 178,738.73 |
| Kaolin | 4,000.00 | 4,122.99 |
| Laterite | 680,128.52 | 511,309.82 |
| Limestone | 7,785,920.01 | 9,145,524.98 |
| Quartz | 4,140.00 | |
| Sand | 14,748.00 | 43,912.50 |
| Shale | 1,558,240.46 | 765,958.36 |
| Ondo | 1,237,777.66 | 859,283.22 |
| Granite Aggregate | 949,925.50 | 663,600.72 |
| Granite Block(m3) | 4,953.76 | 47,254.80 |
| Laterite | 112,892.90 | 49,656.70 |
| Sand | 170,005.50 | 98,771.00 |
| Oyo | 1,218,895.91 | 1,610,592.27 |
| Aquamarine | 0.00 | |
| Feldspar | | 3,389.19 |
| Granite | 1,202,293.53 | 1,038,431.83 |
| Laterite | 0.00 | 557,563.33 |
| Marble | 3,708.50 | 6,602.67 |
| Sand | 6,665.24 | 3,277.25 |
| Talc | 4,697.00 | 1,327.99 |
| Tantalite | 298.14 | |
| Tin | 1,233.50 | |
| Tourmaline | | 0.01 |
| Lagos | 205,046.49 | 6,744,018.21 |
| Sand | 205,046.49 | 6,744,018.21 |
| Ekiti | 119,449.70 | 406,294.77 |
| Clay | 2,475.00 | |
| Feldspar | 3,453.33 | 1,678.00 |
| Granite | 86,604.71 | 348,366.78 |
| Laterite | 5,916.66 | 12,999.99 |
| Sand | 20,800.00 | 43,250.00 |
| Tantalite | 200.00 | |
| Tourmaline | 0.00 | |
| Osun | 108,165.43 | 79,624.12 |
| Dust | | 7,094.00 |
| Feldspar | 4,293.77 | 1,666.66 |
| Gold | 0.01 | 0.09 |
| Granite | 43,169.95 | 48,203.68 |
| Laterite | 16,151.66 | 3,909.69 |
| Sand | 44,550.00 | 18,750.00 |
| Tourmaline(green) | 0.04 | 0.00 |

ACKNOWLEDGEMENTS/CONTACTS

We acknowledge the contributions of our strategic partner the Ministry of Mines and Steel Development (MMSD).



National Bureau of Statistics

Head Office

Plot 762 Independence Avenue,
Central Business District, Garki
Abuja.

Sunday J. Ichedi

Information Desk

Head, Communication & Public
Relations Department (C&PRD)
Phone: +2348037051701
sjichedi@nigerianstat.gov.ng

Moses Mathew

Statistical Information Officer

Phone: +2347069071157
matmoses@nigerianstat.gov.ng

Nuhu Joseph Waney II

Chief of Protocol

Phone: +2348037020063
jwnuhu@nigerianstat.gov.ng



@nigerianstat



NBSNigeria



Nbs_nigeria

