



NATIONAL BUREAU OF STATISTICS

Liquefied Petroleum Gas (Cooking Gas) Price Watch

(OCTOBER 2021)

Report Date: November 2021

Data Source: National Bureau of Statistics (NBS)

CONTENT

Executive Summary	3
Average Cooking Gas Prices across States – 5KG Refilling	4
Average Cooking Gas Prices across Zones – 5KG Refilling	5
12 Month Average Prices – 5KG Refilling	6
Average Cooking Gas Prices across States – 12.5KG Refilling	7
Average Cooking Gas Prices across Zones – 12.5KG Refilling	8
12 Month Average Prices – 12.5KG Refilling	9
Appendix - Tables	10
Methodology	12

EXECUTIVE SUMMARY

The average price for the refilling of a 5kg cylinder for Liquefied Petroleum Gas (Cooking Gas) increased by 9.61% month-on-month and by 34.51% year-on-year to N2,627.94 in October 2021 from N2,397.60 in September 2021 and N1,953.71 in October 2020.

States with the highest average price for the refilling of a 5kg cylinder for Liquefied Petroleum Gas (Cooking Gas) were Abuja (N3,450.00), Anambra (N3,275.00) and Zamfara (N3,200.00). States with the lowest average price for the refilling of a 5kg cylinder for Liquefied Petroleum Gas (Cooking Gas) were Delta (N1,987.75), Lagos (N2,004.55) and Abia (N2,040.45).

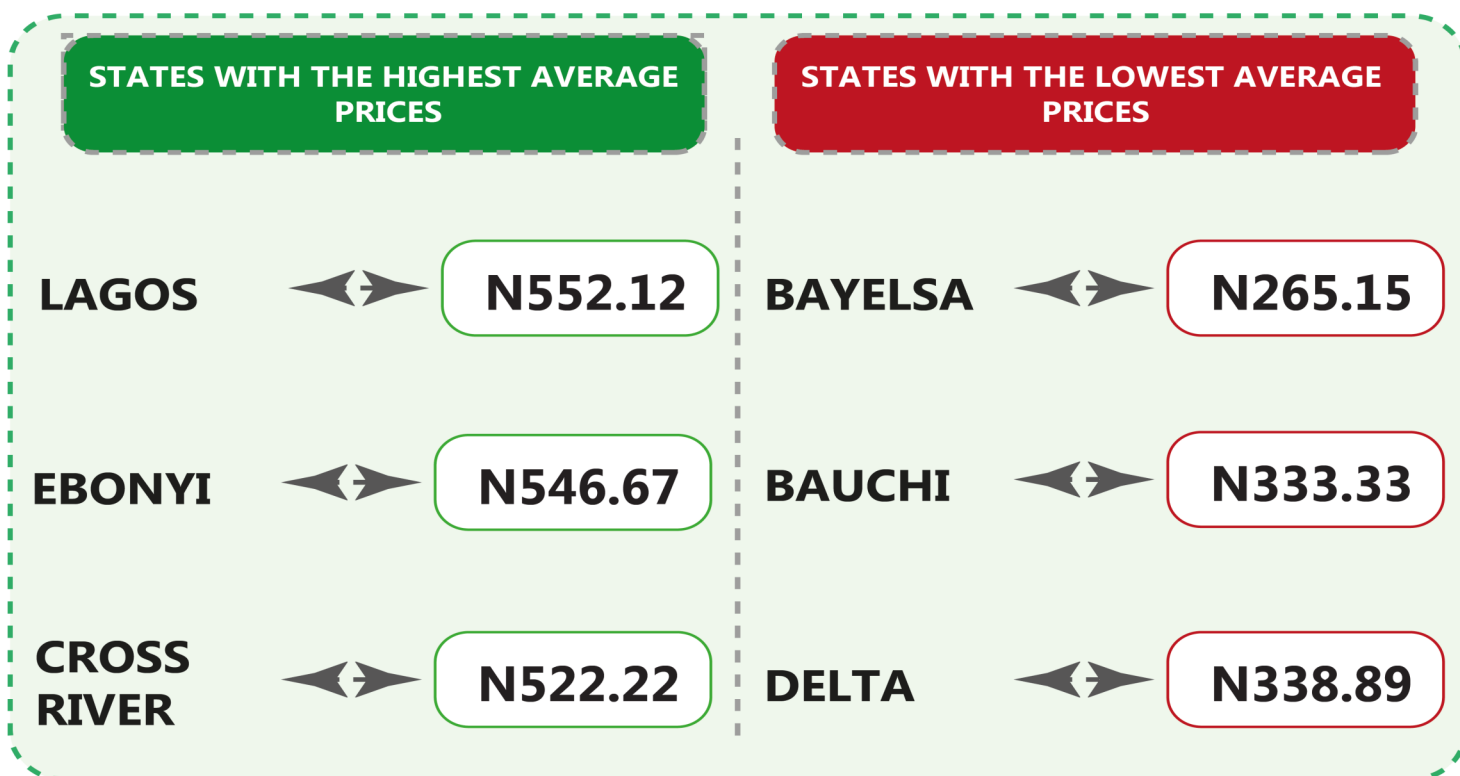
Similarly, the average price for the refilling of a 12.5kg cylinder for Liquefied Petroleum Gas (Cooking Gas) increased by 7.68% month-on-month and by 62.76% year-on-year to N6,638.27 in October 2021 from N6,164.97 in September 2021 and N4,078.65 in October 2020.

States with the highest average price for the refilling of a 12.5kg cylinder for Liquefied Petroleum Gas (Cooking Gas) were Oyo (N7,718.23), Abuja (N7,660.00) and Imo (N7,655.56). While states with the lowest average price for the refilling of a 12.5kg cylinder for Liquefied Petroleum Gas (Cooking Gas) were Borno (N5,133.33), Nassarawa (N5,764.00) and Niger (N6,000.00),

NATIONAL HOUSEHOLD KEROSENE PRICE WATCH

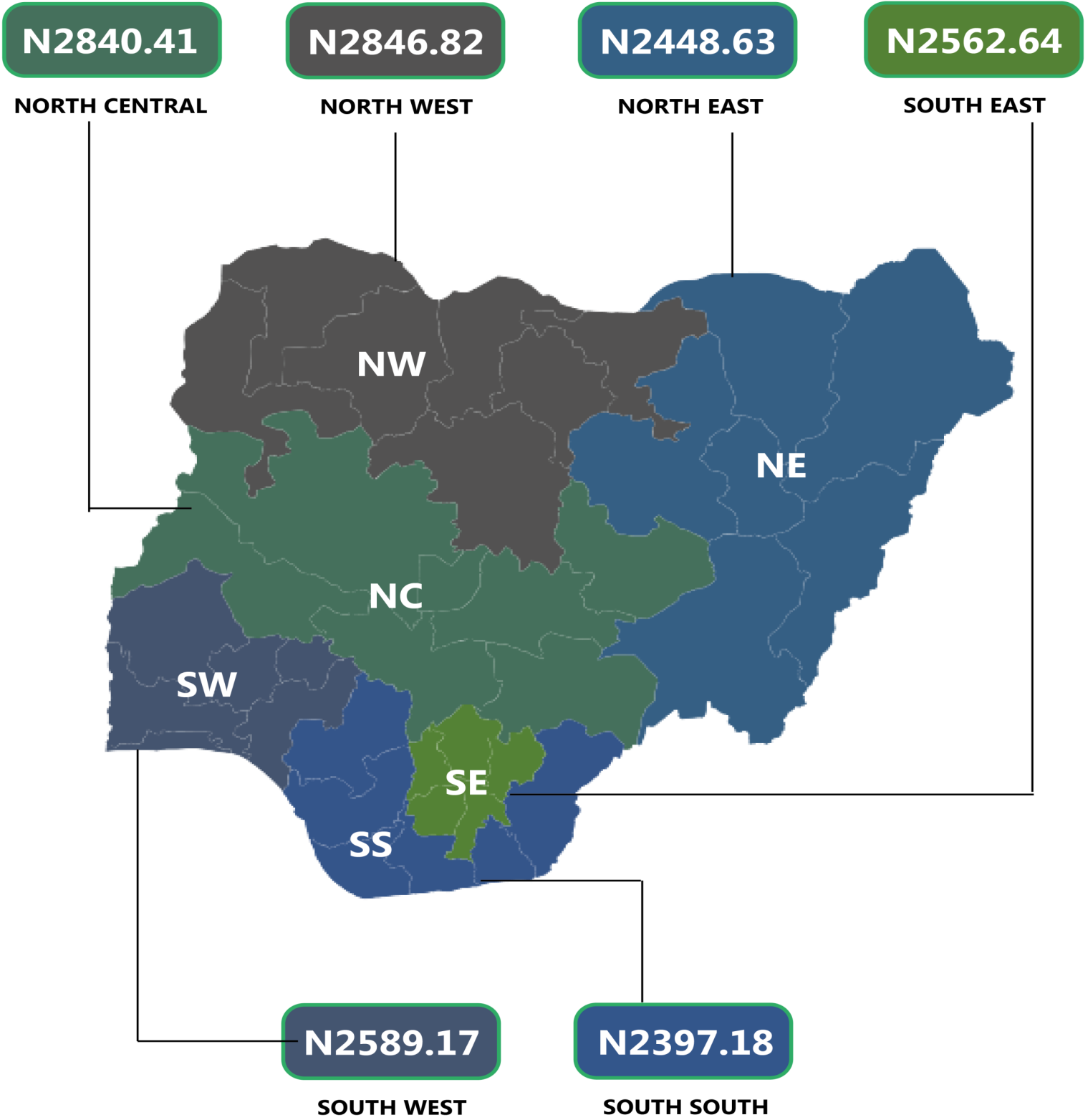
- OCTOBER 2021

Average Kerosene Prices per litre Across States



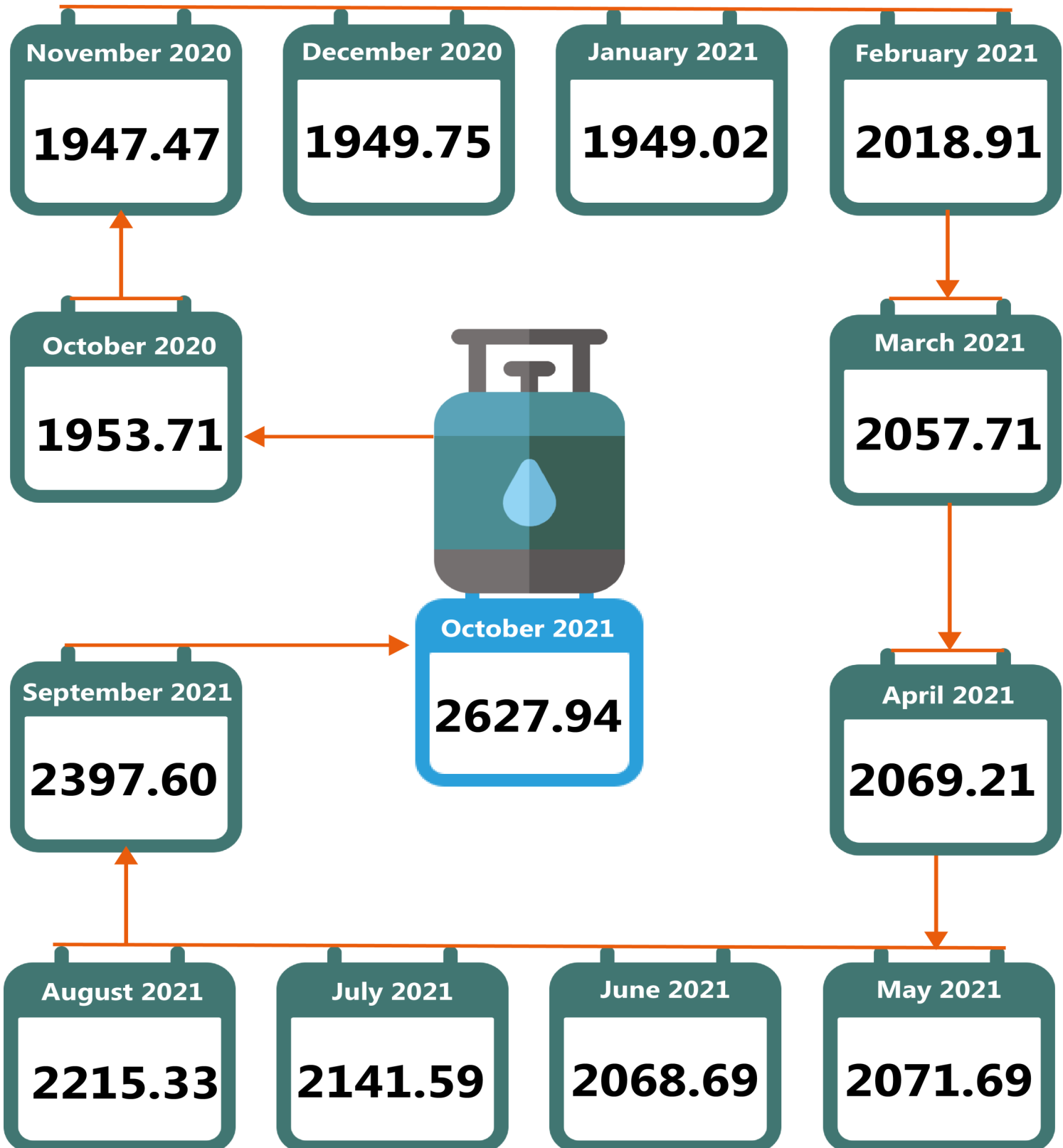
LIQUEFIED PETROLEUM GAS (COOKING GAS) PRICE WATCH - OCTOBER 2021

Average Cooking Gas Prices Across Zones – 5KG Refilling



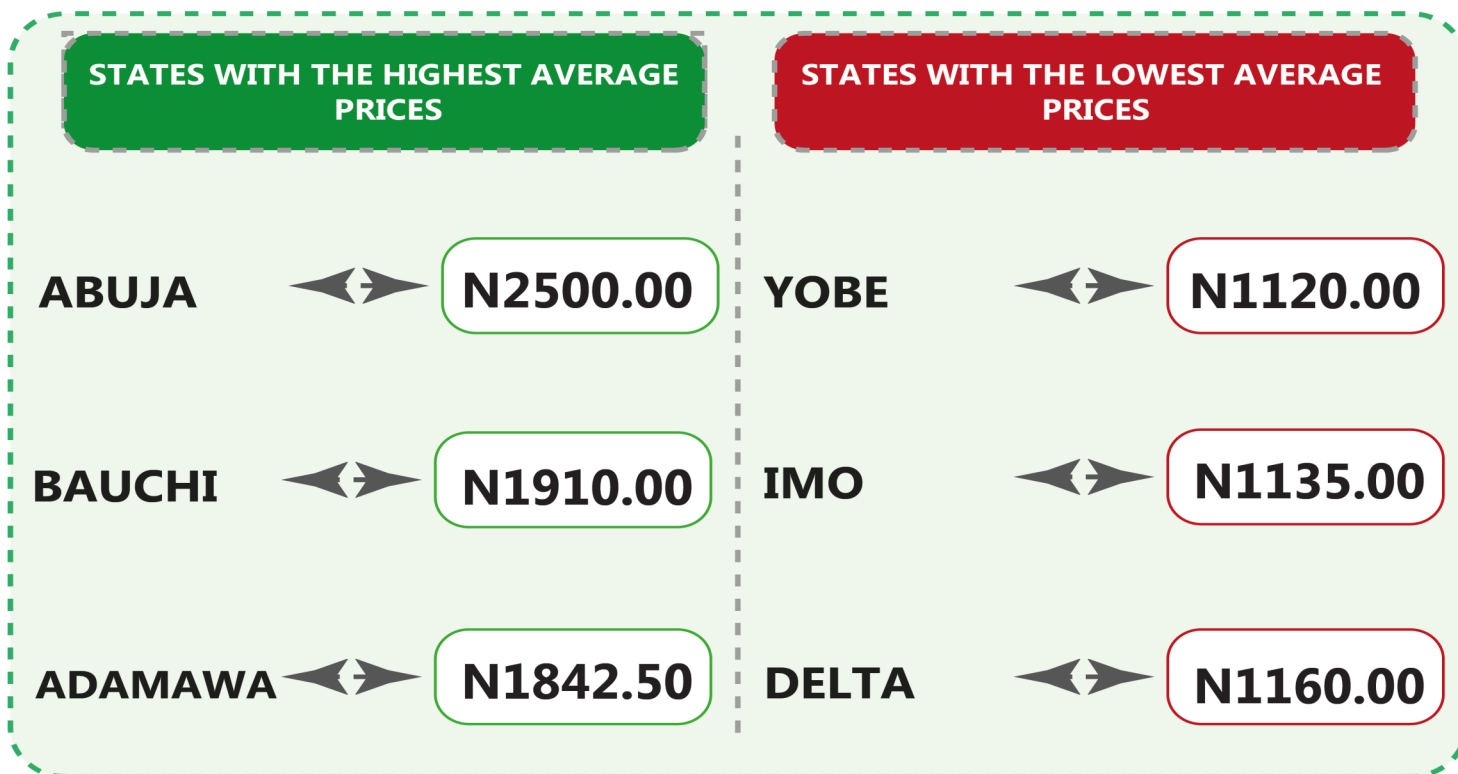
LIQUEFIED PETROLEUM GAS (COOKING GAS) PRICE WATCH - OCTOBER 2021

12 Month Average Prices– 5KG Refilling



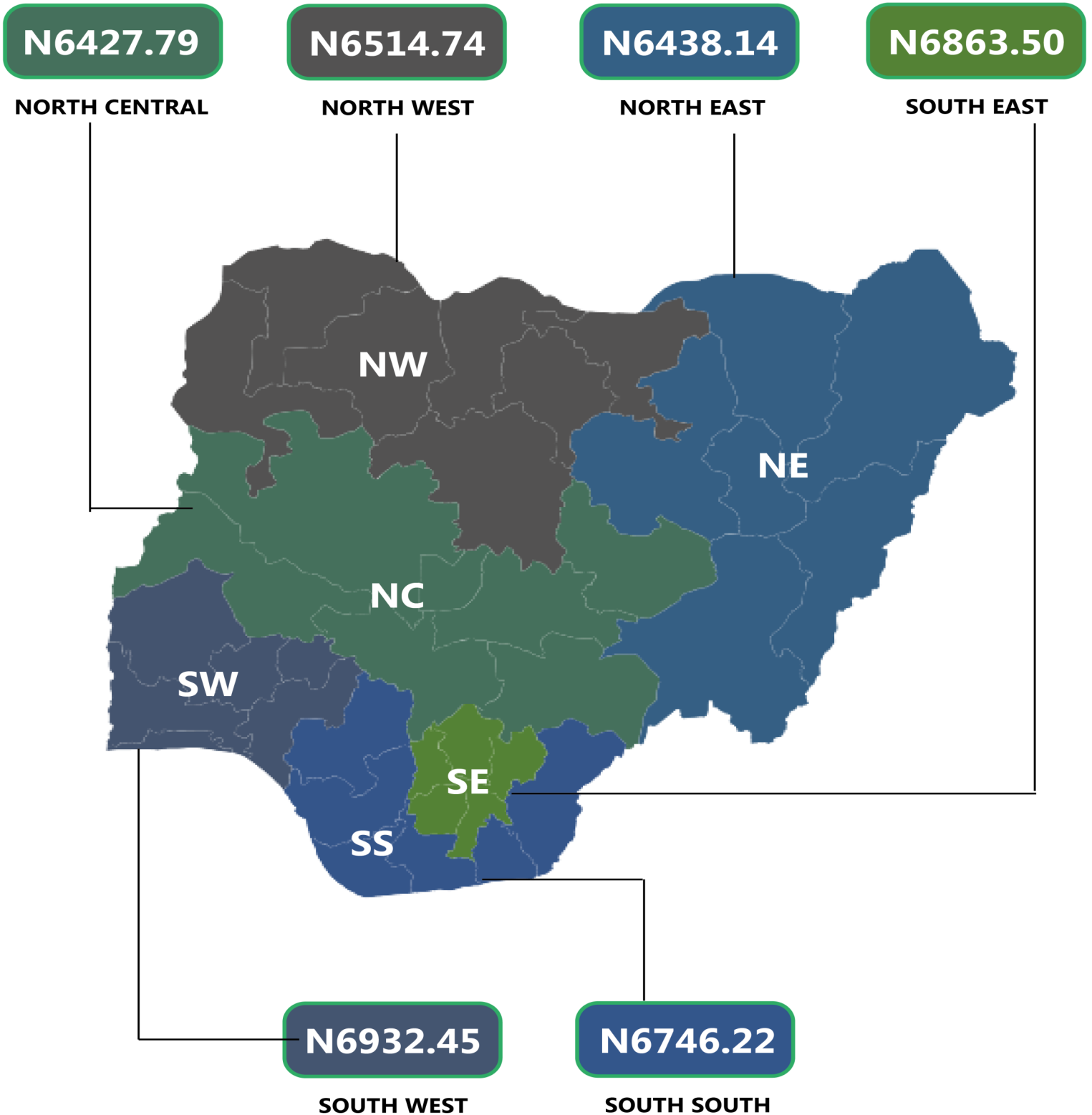
NATIONAL HOUSEHOLD KEROSENE PRICE WATCH - OCTOBER 2021

Average Kerosene Prices per gallon Across States



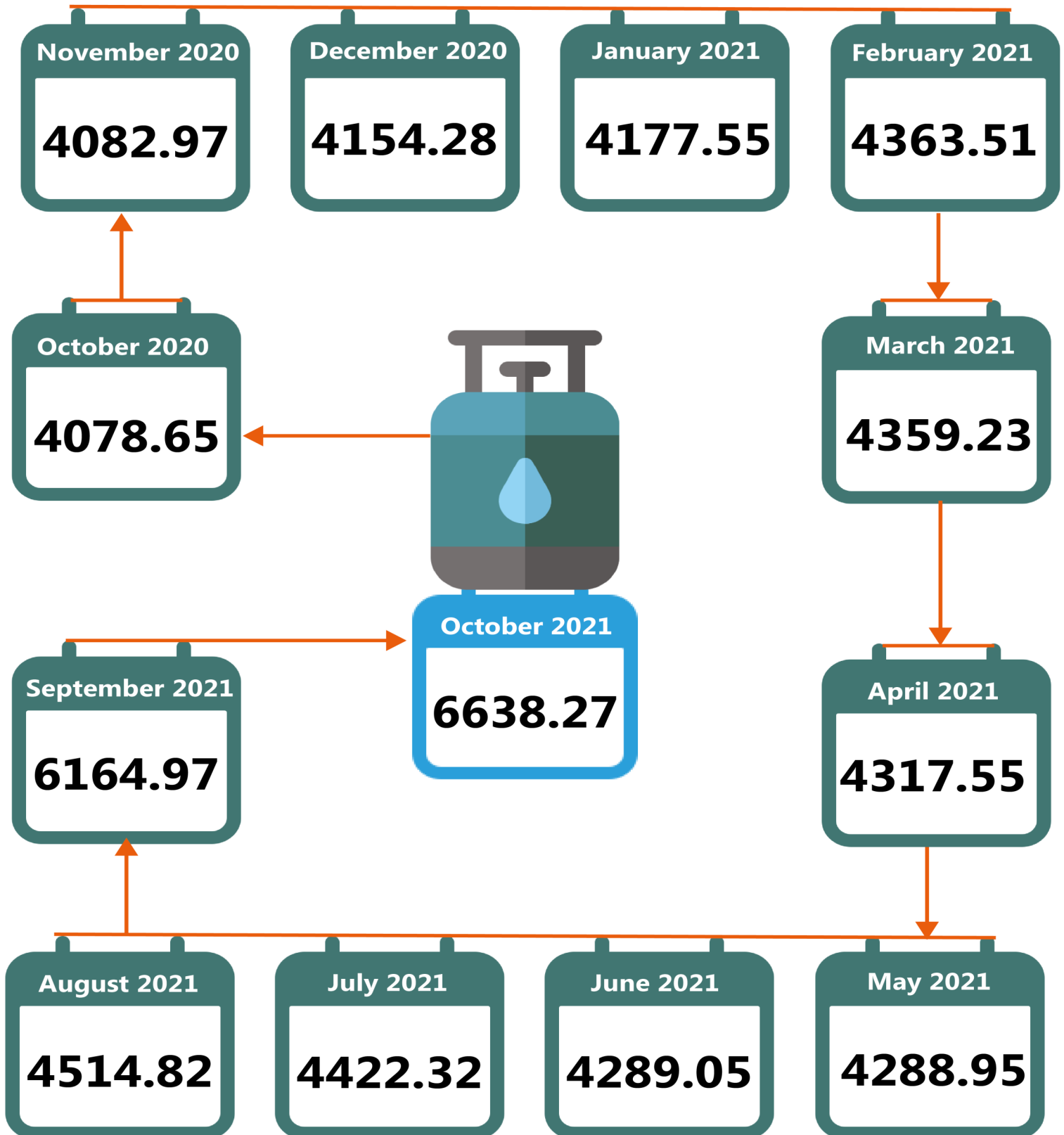
LIQUEFIED PETROLEUM GAS (COOKING GAS) PRICE WATCH - OCTOBER 2021

Average Cooking Gas Prices Across Zones – 12.5KG Refilling



LIQUEFIED PETROLEUM GAS (COOKING GAS) PRICE WATCH - OCTOBER 2021

12 Month Average Prices – 12.5KG Refilling



APPENDIX

GAS FILLING (GAS) PRICE WATCH(5KG) - SEPTEMBER 2021

STATE	Oct-20	Sep-21	Oct-21	MoM	YoY
Abia	1837.00	2028.83	2040.45	0.57	11.08
Abuja	1760.00	2660.00	3450.00	29.70	96.02
Adamawa	2367.80	2391.88	2393.85	0.08	1.10
Akwa Ibom	2067.84	2247.53	3170.00	41.04	53.30
Anambra	2044.17	2803.85	3275.00	16.80	60.21
Bauchi	2487.82	2486.72	2486.72	0.00	-0.04
Bayelsa	1988.08	1999.24	2561.54	28.13	28.84
Benue	2083.33	2687.50	2542.86	-5.38	22.06
Borno	2392.77	2394.78	2395.02	0.01	0.09
Cross River	2186.59	2217.13	2287.13	3.16	4.60
Delta	1875.28	1970.82	1986.75	0.81	5.94
Ebonyi	1728.57	2820.00	2942.20	4.33	70.21
Edo	1872.93	1901.55	2194.17	15.39	17.15
Ekiti	1961.76	2054.89	2377.50	15.70	21.19
Enugu	1611.11	2514.29	2216.67	-11.84	37.59
Gombe	1989.26	1986.27	2633.33	32.58	32.38
Imo	1693.75	2515.29	2338.89	-7.01	38.09
Jigawa	1678.57	2812.50	2862.50	1.78	70.53
Kaduna	1781.67	2175.00	3028.57	39.24	69.99
Kano	1874.00	2900.00	2970.00	2.41	58.48
Katsina	1891.67	1940.36	2166.67	11.66	14.54
Kebbi	1950.00	2500.00	2700.00	8.00	38.46
Kogi	1837.50	2691.67	2875.00	6.81	56.46
Kwara	1807.17	2600.83	3025.00	16.31	67.39
Lagos	1830.83	1858.31	2004.55	7.87	9.49
Nassarawa	2021.43	2260.00	2640.00	16.81	30.60
Niger	2205.46	2358.33	2750.00	16.61	24.69
Ogun	1784.44	2579.17	2888.89	12.01	61.89
Ondo	1800.00	2558.33	3038.89	18.78	68.83
Osun	1737.50	1902.05	2320.83	22.02	33.57
Oyo	1742.86	2661.76	2904.34	9.11	66.64
Plateau	1700.00	2687.50	2600.00	-3.26	52.94
Rivers	2105.63	2102.85	2183.51	3.84	3.70
Sokoto	1980.00	2860.00	3000.00	4.90	51.52
Taraba	2244.51	2248.43	2349.10	4.48	4.66
Yobe	2330.96	2333.52	2433.79	4.30	4.41
Zamfara	2035.03	3000.00	3200.00	6.67	57.25
Average Price	1953.71	2397.60	2627.94	9.61	34.51

Zone	Average Price
North Central	2840.41
North East	2448.63
North West	2846.82
South West	2589.17
South East	2562.64
South South	2397.18

STATES WITH THE HIGHEST AVERAGE PRICES

State	Average Price
Abuja	3450.00
Anambra	3275.00
Zamfara	3200.00

STATES WITH THE LOWEST AVERAGE PRICES

State	Average Price
Abia	2040.45
Lagos	2004.55
Delta	1987.75

GAS FILLING (GAS) PRICE WATCH(12KG) - SEPTEMBER 2021

STATE	Oct-20	Sep-21	Oct-21	MoM	YoY
Abia	4167.50	6775.00	6849.08	1.09	64.34
Abuja	3860.00	6108.00	7660.00	25.41	98.45
Adamawa	4068.36	5250.00	6750.00	28.57	65.91
Akwa Ibom	4562.50	6477.73	6517.00	0.61	42.84
Anambra	4503.14	6897.92	6942.86	0.65	54.18
Bauchi	4439.68	6220.00	6644.16	6.82	49.65
Bayelsa	4468.18	6540.00	6830.77	4.45	52.88
Benue	4276.67	5920.00	6085.71	2.80	42.30
Borno	4185.71	5100.00	5133.33	0.65	22.64
Cross River	4598.50	6944.44	6982.78	0.55	51.85
Delta	4428.85	6630.56	7432.50	12.09	67.82
Ebonyi	3872.14	6000.00	6475.00	7.92	67.22
Edo	4061.54	6425.00	6562.50	2.14	61.58
Ekiti	3950.00	5800.00	6488.75	11.88	64.27
Enugu	3982.92	6321.43	6395.00	1.16	60.56
Gombe	4380.00	6528.57	6833.33	4.67	56.01
Imo	3827.78	6393.33	7655.56	19.74	100.00
Jigawa	3934.00	6733.33	6800.00	0.99	72.85
Kaduna	3966.67	5900.00	6823.17	15.65	72.01
Kano	3560.00	6260.00	6380.00	1.92	79.21
Katsina	3875.00	6000.00	6400.00	6.67	65.16
Kebbi	4033.33	5560.00	6400.00	15.11	58.68
Kogi	3978.13	6429.17	6307.14	-1.90	58.55
Kwara	3816.67	6085.00	6475.00	6.41	69.65
Lagos	3761.76	6126.67	6770.45	10.51	79.98
Nasarawa	4107.00	5350.00	5764.00	7.74	40.35
Niger	3980.00	5175.00	6000.00	15.94	50.75
Ogun	3986.11	6779.17	7109.09	4.87	78.35
Ondo	3912.50	5968.00	6587.35	10.38	68.37
Osun	3863.25	5006.25	6920.83	38.24	79.15
Oyo	3638.46	6693.75	7718.23	15.31	112.13
Plateau	4216.67	6550.00	6702.67	2.33	58.96
Rivers	4256.25	6455.43	6151.79	-4.70	44.54
Sokoto	4260.00	6500.00	6400.00	-1.54	50.23
Taraba	4344.86	6200.00	6568.01	5.94	51.17
Yobe	4086.10	6500.00	6700.00	3.08	63.97
Zamfara	3700.00	5500.00	6400.00	16.36	72.97
Average Price	4078.65	6164.97	6638.27	7.68	62.76

Zone	Average Price
North Central	6427.79
North East	6438.14
North West	6514.74
South West	6932.45
South East	6863.50
South South	6746.22

STATES WITH THE HIGHEST AVERAGE PRICES

State	Average Price
Oyo	7718.23
Abuja	7660.00
Imo	7655.56

STATES WITH THE LOWEST AVERAGE PRICES

State	Average Price
Niger	6000.00
Nasarawa	5764.00
Borno	5133.33

METHODOLOGY

Field work is done solely by over 700 NBS Staff in all States of the federation supported by supervisors who are monitored by internal and external observers.

Fuel Prices are collected across all the 774 local governments across all States and the FCT from over 10,000 respondents and locations and reflect actual prices households state they actually bought those fuels together with the prices reportedly sold by the fuel suppliers.

The average of all these prices is then reported for each state and the average for the country is the average for the state.

CONTACT



National Bureau of Statistics

Head Office

Plot 762 Independence Avenue,
Central Business District, Garki
Abuja.

Sunday J. Ichedi

Information Desk

Head, Communication & Public
Relations Department (C&PRD)
Phone: +2348037051701
sjichedi@nigerianstat.gov.ng

Moses Mathew

Statistical Information Officer

Phone: +2347069071157
matmoses@nigerianstat.gov.ng

Nuhu Joseph Waney II

Chief of Protocol

Phone: +2348037020063
jwnuhu@nigerianstat.gov.ng



@nigerianstat



NBSNigeria



Nbs_nigeria

