



NATIONAL BUREAU OF STATISTICS

National Household Kerosene Price Watch

(OCTOBER 2021)

Report Date: November 2021

Data Source: National Bureau of Statistics (NBS)

CONTENT

Executive Summary	2
Average Kerosene Prices per liter across States	3
Average Kerosene Prices per liter across Zones	5
12 Months Average Prices per liter	6
Average Kerosene Prices per gallon across States	7
Average Kerosene Prices per gallon across Zones	8
12 Months Average Prices per gallon	9
Appendix - Tables	10
Methodology	12

EXECUTIVE SUMMARY

The average price per litre paid by consumers for national household kerosene in October 2021 was N423.42, this decreased by 2.52% month-on-month to N434.39 in September 2021. The year-on-year comparison shows that the average price in October 2021 (N423.42) increased by 19.97% from N352.93 in October 2020.

States with the highest average price per litre of national household kerosene were Lagos (N552.12 Ebonyi (546.67) and Cross River (N522.22). States with the lowest average price per litre of kerosene were Bayelsa (N265.15), Bauchi (N333.33) and Delta (N338.89).

On the other hand, the average price per gallon paid by consumers for national household kerosene increased by 0.79% month-on-month in October 2021 (N1,552.96) from N1,540.82 in September 2021. The year-on-year analysis shows that the average price increased by 25.95% in October 2021 (N1,552.96) from N1,233.00 in October 2020.

States with the highest average price per gallon of kerosene were Abuja (N2,500.00), Bauchi (N1,910.00) and Adamawa (1,842.50). States with the lowest average price per gallon of kerosene were Yobe (1,120.00), Imo (N1,135.00) and Delta (N1,160.00).

NATIONAL HOUSEHOLD KEROSENE PRICE WATCH - OCTOBER 2021

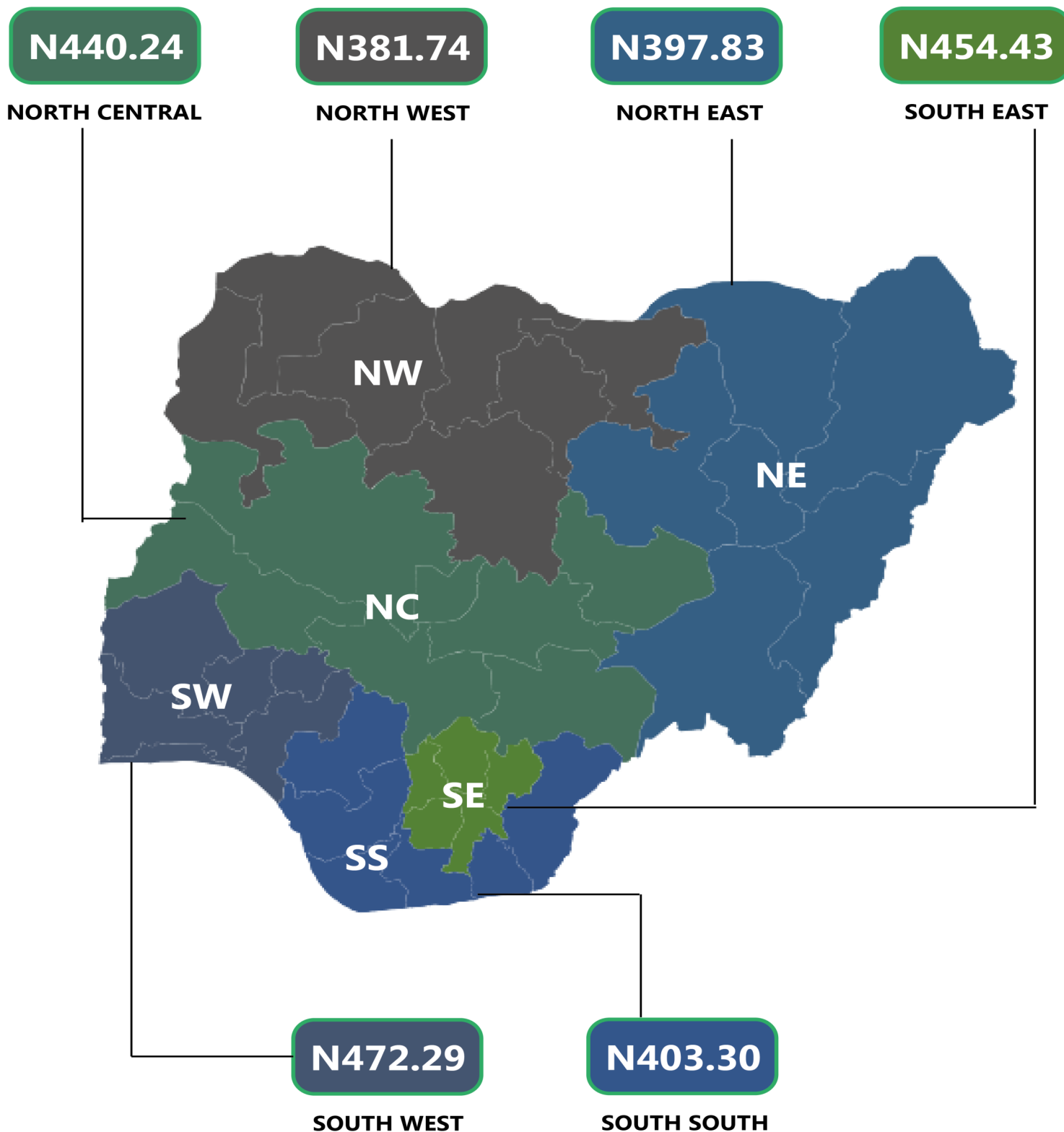
Average Kerosene Prices per litre Across States



STATES WITH THE HIGHEST AVERAGE PRICES		STATES WITH THE LOWEST AVERAGE PRICES	
LAGOS	N552.12	BAYELSA	N265.15
EBONYI	N546.67	BAUCHI	N333.33
CROSS RIVER	N522.22	DELTA	N338.89

NATIONAL HOUSEHOLD KEROSENE PRICE WATCH - OCTOBER 2021

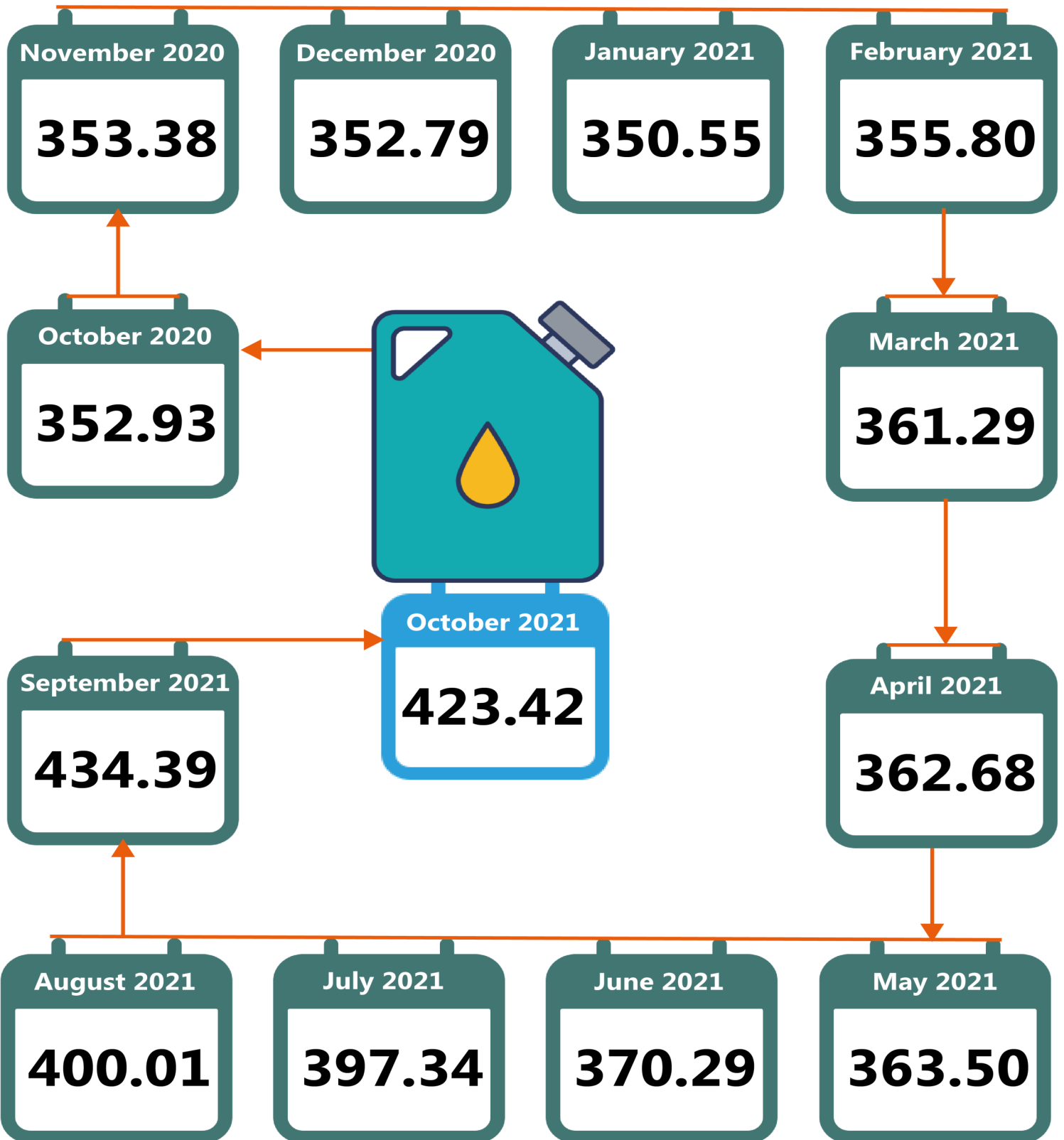
Average Kerosene Prices per litre Across Zones



NATIONAL HOUSEHOLD KEROSENE PRICE WATCH

- OCTOBER 2021

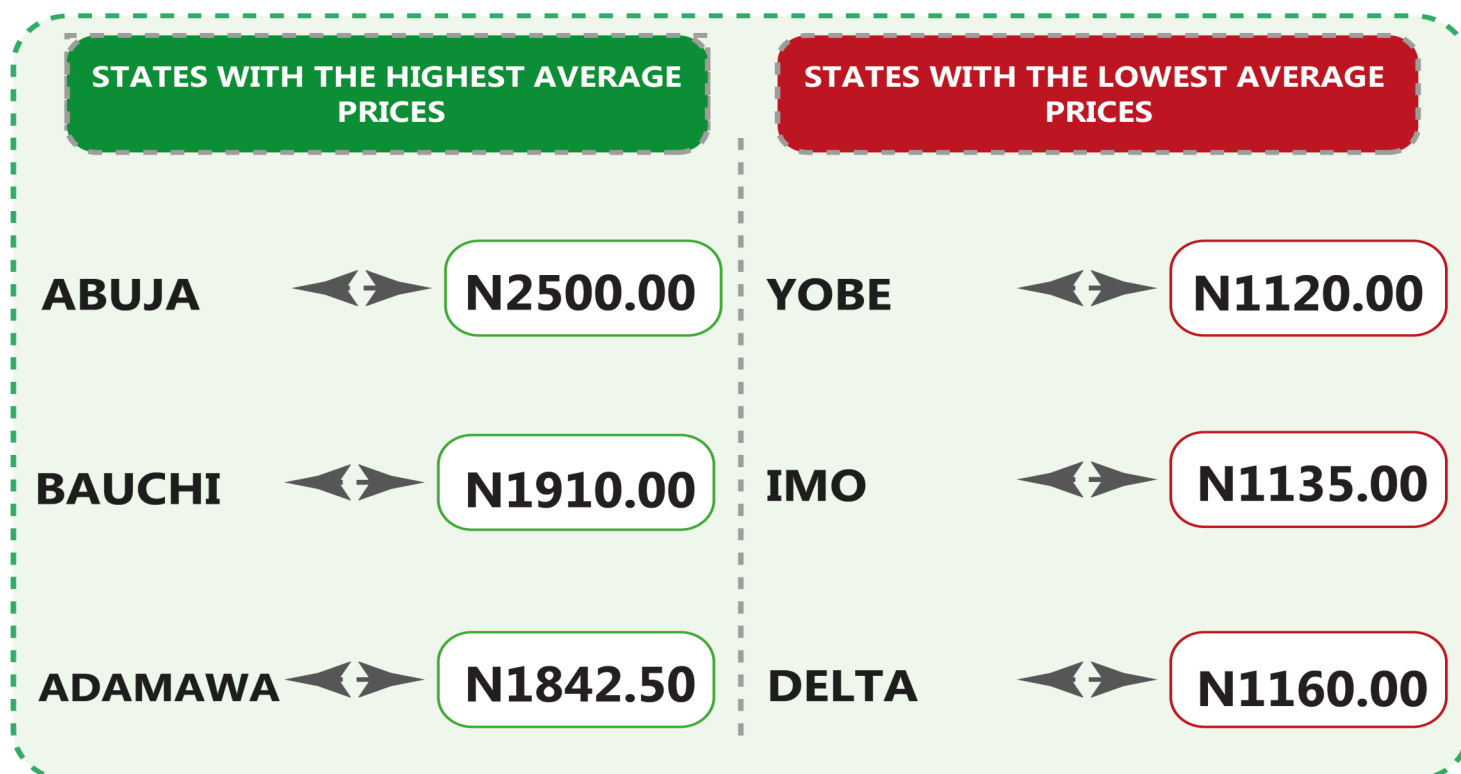
12 Month Average Prices per litre



NATIONAL HOUSEHOLD KEROSENE PRICE WATCH

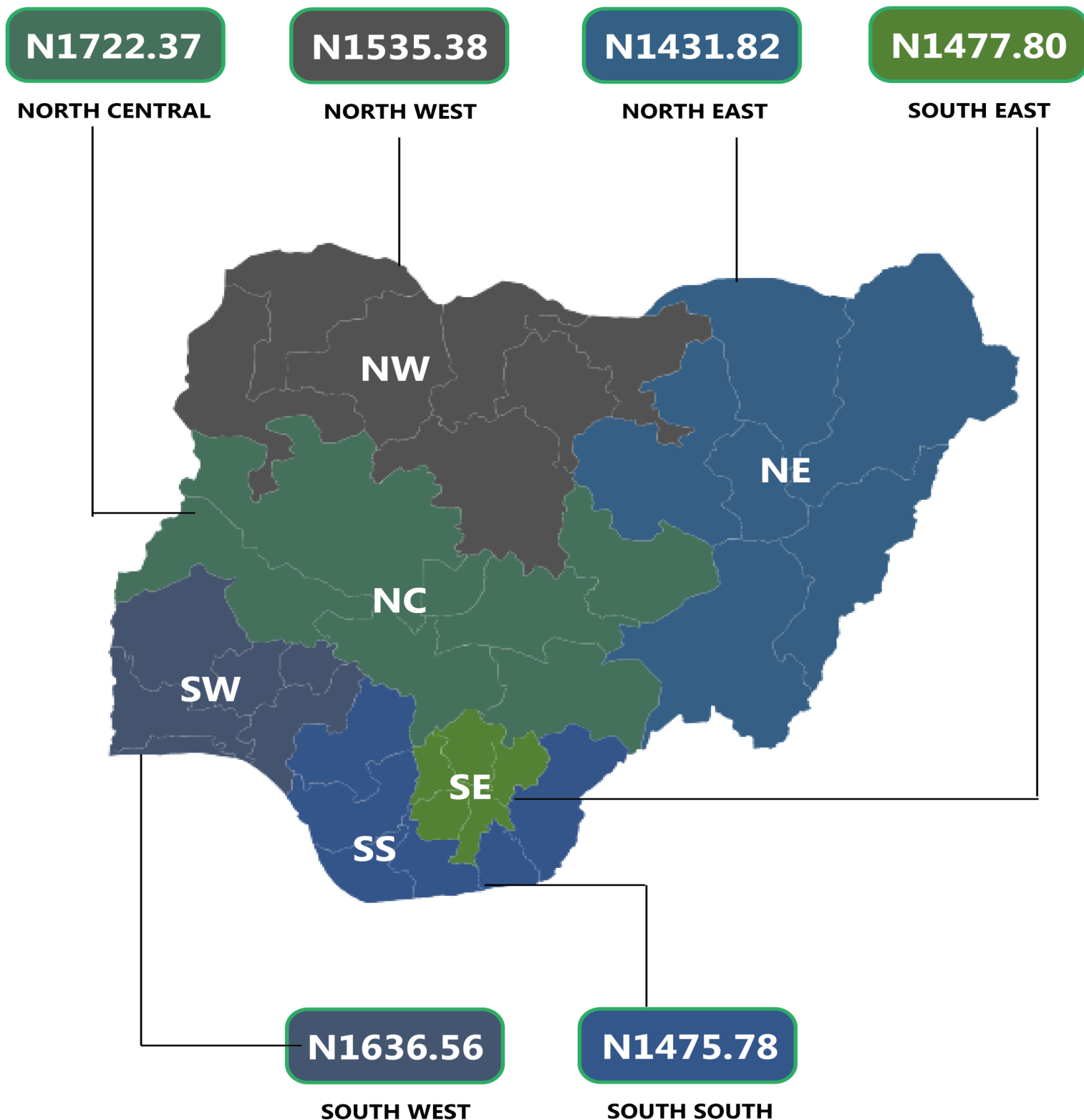
- OCTOBER 2021

Average Kerosene Prices per gallon Across States



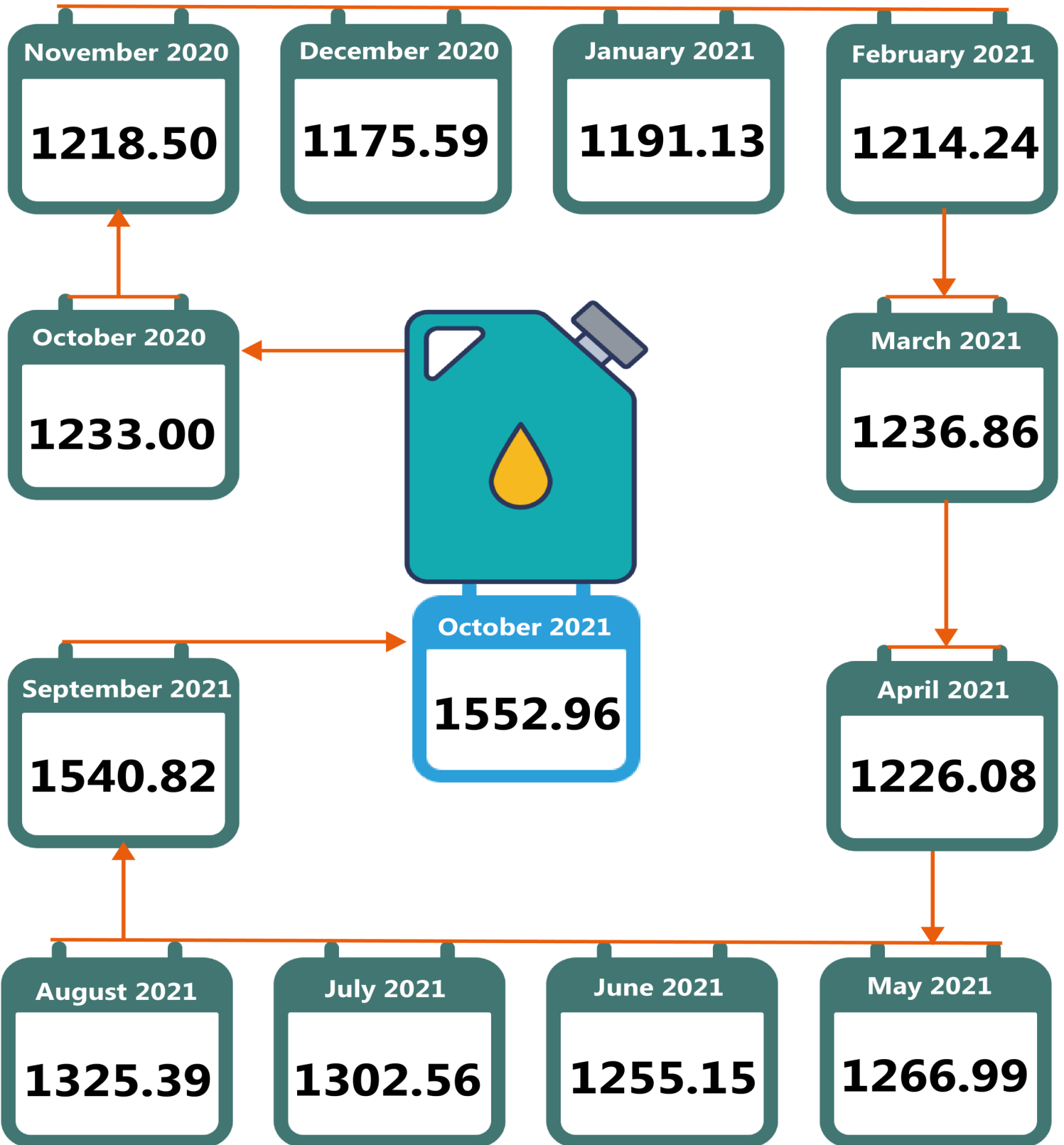
NATIONAL HOUSEHOLD KEROSENE PRICE WATCH - OCTOBER 2021

Average Kerosene Prices per gallon Across Zones



NATIONAL HOUSEHOLD KEROSENE PRICE WATCH - OCTOBER 2021

12 Month Average Prices per gallon



APPENDIX

HOUSEHOLD KEROSENE PRICE WATCH (PER LITRE)

STATE	Oct-20	Sep-21	Oct-21	MoM	YoY
Abia	376.67	458.33	421.43	-8.05	11.88
Abuja	350.00	450.00	455.00	1.11	30.00
Adamawa	368.89	458.33	379.63	-17.17	2.91
Akwa Ibom	330.00	405.56	395.45	-2.49	19.83
Anambra	316.67	382.05	398.96	4.43	25.99
Bauchi	400.00	407.14	333.33	-18.13	-16.67
Bayelsa	230.95	229.17	265.15	15.70	14.81
Benue	410.00	443.75	409.26	-7.77	-0.18
Borno	342.42	366.67	362.50	-1.14	5.86
Cross River	361.11	487.18	522.22	7.19	44.62
Delta	380.97	348.15	338.89	-2.66	-11.05
Ebonyi	423.81	553.33	546.67	-1.20	28.99
Edo	343.06	421.28	518.06	22.97	51.01
Ekiti	335.19	491.88	448.41	-8.84	33.78
Enugu	396.49	486.90	460.78	-5.36	16.22
Gombe	391.67	452.38	425.76	-5.89	8.70
Imo	386.67	418.81	444.30	6.09	14.90
Jigawa	314.29	404.17	404.17	0.00	28.60
Kaduna	377.78	356.30	398.72	11.91	5.54
Kano	364.10	475.00	442.86	-6.77	21.63
Katsina	365.38	286.90	340.33	18.62	-6.86
Kebbi	324.24	350.00	350.00	0.00	7.94
Kogi	312.04	494.53	453.00	-8.40	45.18
Kwara	341.67	483.33	432.50	-10.52	26.59
Lagos	328.33	605.21	552.12	-8.77	68.16
Nassarawa	372.62	484.72	450.28	-7.11	20.84
Niger	351.04	433.33	408.33	-5.77	16.32
Ogun	353.57	524.51	485.09	-7.52	37.20
Ondo	328.79	426.67	419.44	-1.69	27.57
Osun	337.78	480.95	469.61	-2.36	39.03
Oyo	310.00	477.78	459.05	-3.92	48.08
Plateau	363.89	428.57	473.33	10.44	30.08
Rivers	285.19	393.33	380.00	-3.39	33.25
Sokoto	326.67	395.24	375.00	-5.12	14.80
Taraba	437.50	526.67	489.33	-7.09	11.85
Yobe	390.28	390.28	396.43	1.58	1.58
Zamfara	328.72	393.85	361.11	-8.31	9.85
Average Price	352.93	434.39	423.42	-2.52	19.97

Zone	Average Price
North Central	440.24
North East	397.83
North West	381.74
South West	472.29
South East	454.43
South South	403.30

STATES WITH THE HIGHEST AVERAGE PRICES	
Lagos	552.12
Ebonyi	546.67
Cross River	522.22
STATES WITH THE LOWEST AVERAGE PRICES	
Delta	338.89
Bauchi	333.33
Bayelsa	265.15

HOUSEHOLD KEROSENE PRICE WATCH (PER GALLON)

STATE	Oct-20	Sep-21	Oct-21	MoM	YoY
Abia	1274.17	1672.27	1471.82	-11.99	15.51
Abuja	1125.00	2766.67	2500.00	-9.64	122.22
Adamawa	1216.67	1975.00	1842.50	-6.71	51.44
Akwa Ibom	1173.00	1386.36	1514.00	9.21	29.07
Anambra	1131.82	1314.62	1584.62	20.54	40.01
Bauchi	1168.75	1981.54	1658.33	-16.31	41.89
Bayelsa	1173.33	1688.64	1572.92	-6.85	34.06
Benue	1321.43	1547.14	1631.11	5.43	23.44
Borno	1276.67	1256.25	1135.00	-9.65	-11.10
Cross River	1230.26	1587.69	1769.00	11.42	43.79
Delta	978.71	1218.13	1160.00	-4.77	18.52
Ebonyi	1277.50	1510.00	1505.00	-0.33	17.81
Edo	1178.33	1532.08	1315.42	-14.14	11.63
Ekiti	1352.78	1554.38	1725.00	10.98	27.52
Enugu	1359.44	1655.77	1525.36	-7.88	12.20
Gombe	1346.67	1578.57	1311.11	-16.94	-2.64
Imo	1267.60	1199.23	1302.22	8.59	2.73
Jigawa	1360.71	1570.83	1570.83	0.00	15.44
Kaduna	1264.29	1277.78	1553.64	21.59	22.89
Kano	1251.43	1640.00	1757.33	7.15	40.43
Katsina	1369.23	1381.82	1512.50	9.46	10.46
Kebbi	1350.00	1412.50	1512.50	7.08	12.04
Kogi	1305.00	1668.18	1684.44	0.97	29.08
Kwara	1242.86	1446.67	1540.83	6.51	23.98
Lagos	1170.63	1432.35	1525.00	6.47	30.27
Nassarawa	1290.67	1502.50	1324.58	-11.84	2.63
Niger	1311.11	1554.55	1465.63	-5.72	11.78
Ogun	1078.75	1409.55	1535.00	8.90	42.29
Ondo	1192.78	1565.42	1704.69	8.90	42.92
Osun	1005.42	1546.43	1579.64	2.15	57.11
Oyo	1107.67	1441.11	1750.00	21.43	57.99
Plateau	1329.17	1557.14	1910.00	22.66	43.70
Rivers	1145.29	1466.92	1523.33	3.85	33.01
Sokoto	1325.00	1600.00	1520.00	-5.00	14.72
Taraba	1271.25	1745.63	1524.00	-12.70	19.88
Yobe	1180.00	1080.00	1120.00	3.70	-5.08
Zamfara	1217.50	1286.67	1322.22	2.76	8.60
Average Price	1233.00	1540.82	1552.96	0.79	25.95

Zone	Average Price
North Central	1722.37
North East	1431.82
North West	1535.58
South West	1636.56
South East	1477.80
South South	1475.78

STATES WITH THE HIGHEST AVERAGE PRICES	
State	Average Price
Abuja	2500.00
Bauchi	1910.00
Adamawa	1842.50
STATES WITH THE LOWEST AVERAGE PRICES	
State	Average Price
Delta	1160.00
Imo	1135.00
Yobe	1120.00

METHODOLOGY

Field work is done solely by over 700 NBS Staff in all States of the federation supported by supervisors who are monitored by internal and external observers.

Fuel Prices are collected across all the 774 local governments across all States and the FCT from over 10,000 respondents and locations and reflect actual prices households state they actually bought those fuels together with the prices reportedly sold by the fuel suppliers.

The average of all these prices is then reported for each state and the average for the country is the average for the state.

NBS audit team subsequently conducts randomly selected verification of prices recorded.

CONTACT



National Bureau of Statistics

Head Office

Plot 762 Independence Avenue,
Central Business District, Garki
Abuja.

Sunday J. Ichedi

Information Desk

Head, Communication & Public
Relations Department (C&PRD)
Phone: +2348037051701
sjichedi@nigerianstat.gov.ng

Moses Mathew

Statistical Information Officer

Phone: +2347069071157
matmoses@nigerianstat.gov.ng

Nuhu Joseph Waney II

Chief of Protocol

Phone: +2348037020063
jwnuhu@nigerianstat.gov.ng



@nigerianstat



NBSNigeria



Nbs_nigeria

