



NATIONAL BUREAU OF STATISTICS

National Household Kerosene Price Watch

(SEPTEMBER 2021)

Report Date: October 2021

Data Source: National Bureau of Statistics (NBS)

CONTENT

Executive Summary	2
Average Kerosene Prices per liter Across States	3
Average Kerosene Prices per liter Across Zones	5
12 Months Average Prices per liter	6
Average Kerosene Prices per gallon Across States	7
Average Kerosene Prices per gallon Across Zones	8
12 Months Average Prices per gallon	9
Appendix - Tables	10
Methodology	12

EXECUTIVE SUMMARY

Average price per liter paid by consumers for National Household Kerosene increased by 8.59% month-on-month and by 24.83% year-on-year to N434.39 in September 2021 from N400.01 in August 2021.

States with the highest average price per liter of kerosene were Lagos (N605.21), Ebonyi (N553.33) and Taraba (N526.67).

States with the lowest average price per liter of kerosene were Delta (N348.15), Katsina (N286.90) and Bayelsa (N229.17).

Similarly, average price per gallon paid by consumers for National Household Kerosene increased by 16.25% month-on-month and by 25.30% year-on-year to N1,540.82 in September 2021 from N1,325.39 in August 2021.

States with the highest average price per gallon of kerosene were Abuja (N2,766.67), Bauchi (N1,981.54) and Adamawa (N1,975.00).

States with the lowest average price per gallon of kerosene were Delta (N1218.13), Imo (N1991.23) and Yobe (N1,080.00).

NATIONAL HOUSEHOLD KEROSENE PRICE WATCH - SEPTEMBER 2021

Average Kerosene Prices per litre Across States



STATES WITH THE HIGHEST AVERAGE PRICES IN SEPTEMBER 2021

LAGOS \longleftrightarrow **N605.21**

EBONYI \longleftrightarrow **N553.33**

TARABA \longleftrightarrow **N526.67**

STATES WITH THE LOWEST AVERAGE PRICES IN SEPTEMBER 2021

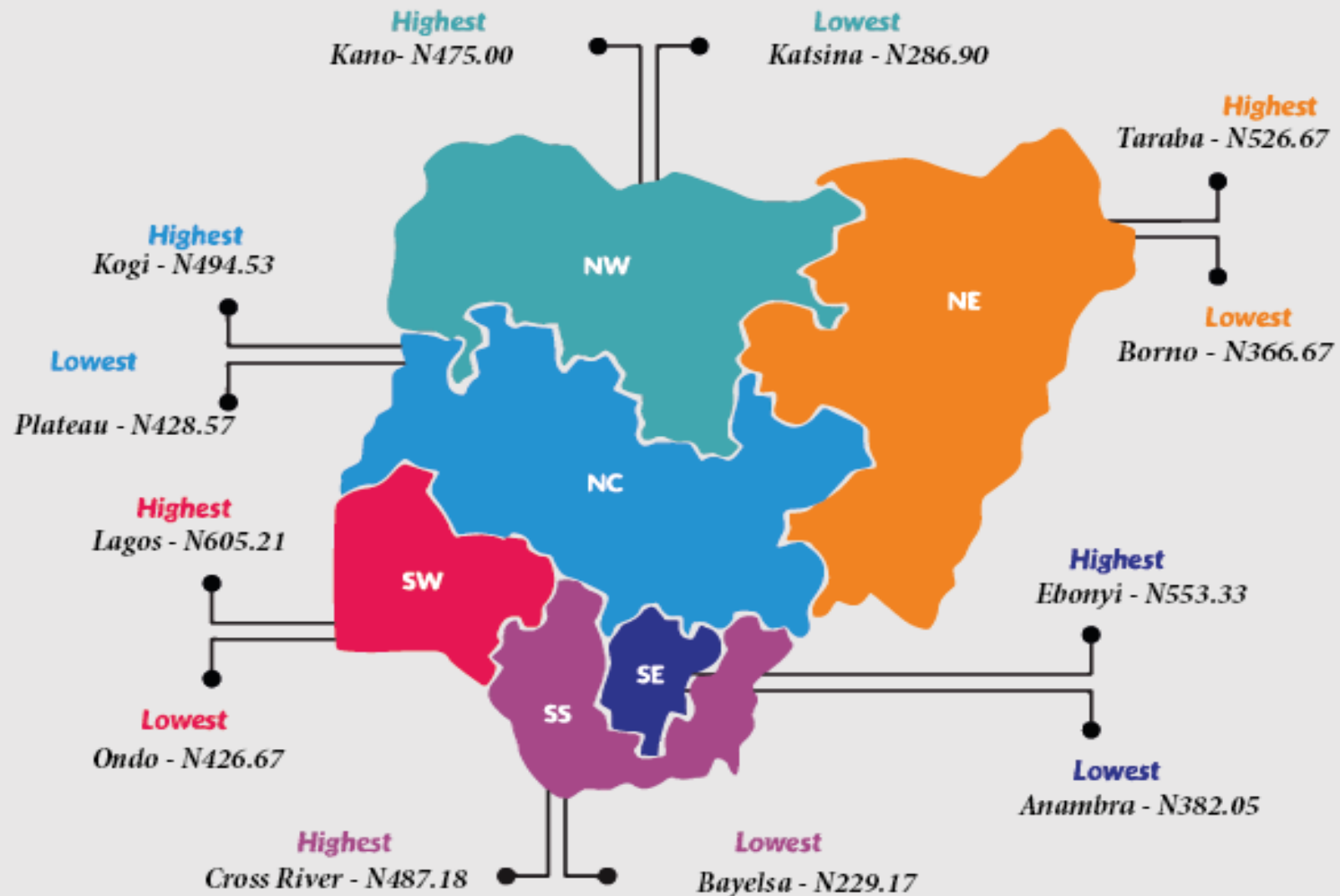
DELTA \longleftrightarrow **N348.15**

KATSINA \longleftrightarrow **N286.90**

BAYELSA \longleftrightarrow **N229.17**

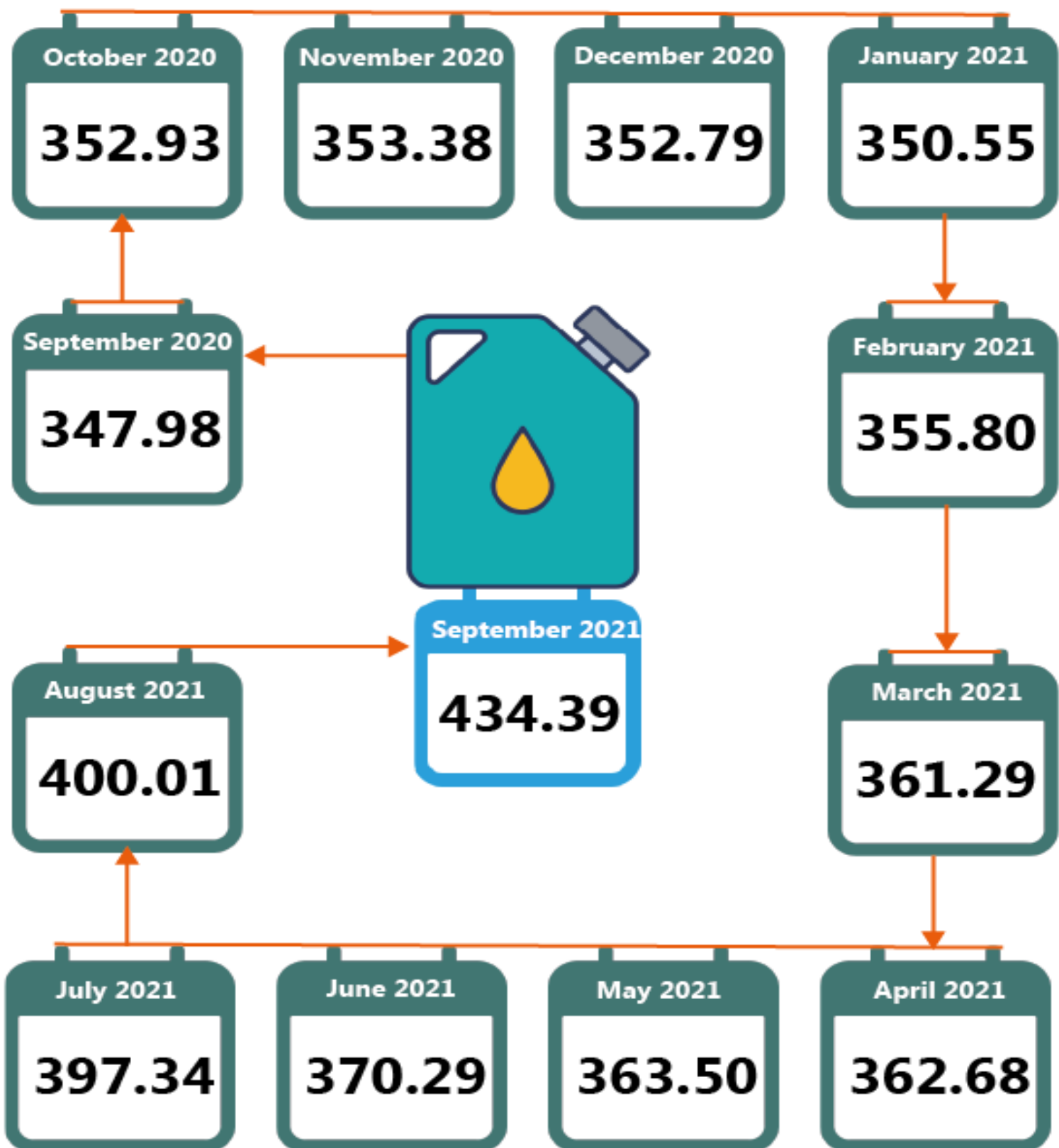
NATIONAL HOUSEHOLD KEROSENE PRICE WATCH - SEPTEMBER 2021

Average Kerosene Prices per litre Across Zones



NATIONAL HOUSEHOLD KEROSENE PRICE WATCH - SEPTEMBER 2021

12 Months Average Prices per litre



NATIONAL HOUSEHOLD KEROSENE PRICE WATCH - SEPTEMBER 2021

Average Kerosene Prices per gallon Across States



STATES WITH THE HIGHEST AVERAGE PRICES IN SEPTEMBER 2021

ABUJA **N2766.67**

BAUCHI **N1981.54**

ADAMAWA **N1975.00**

STATES WITH THE LOWEST AVERAGE PRICES IN SEPTEMBER 2021

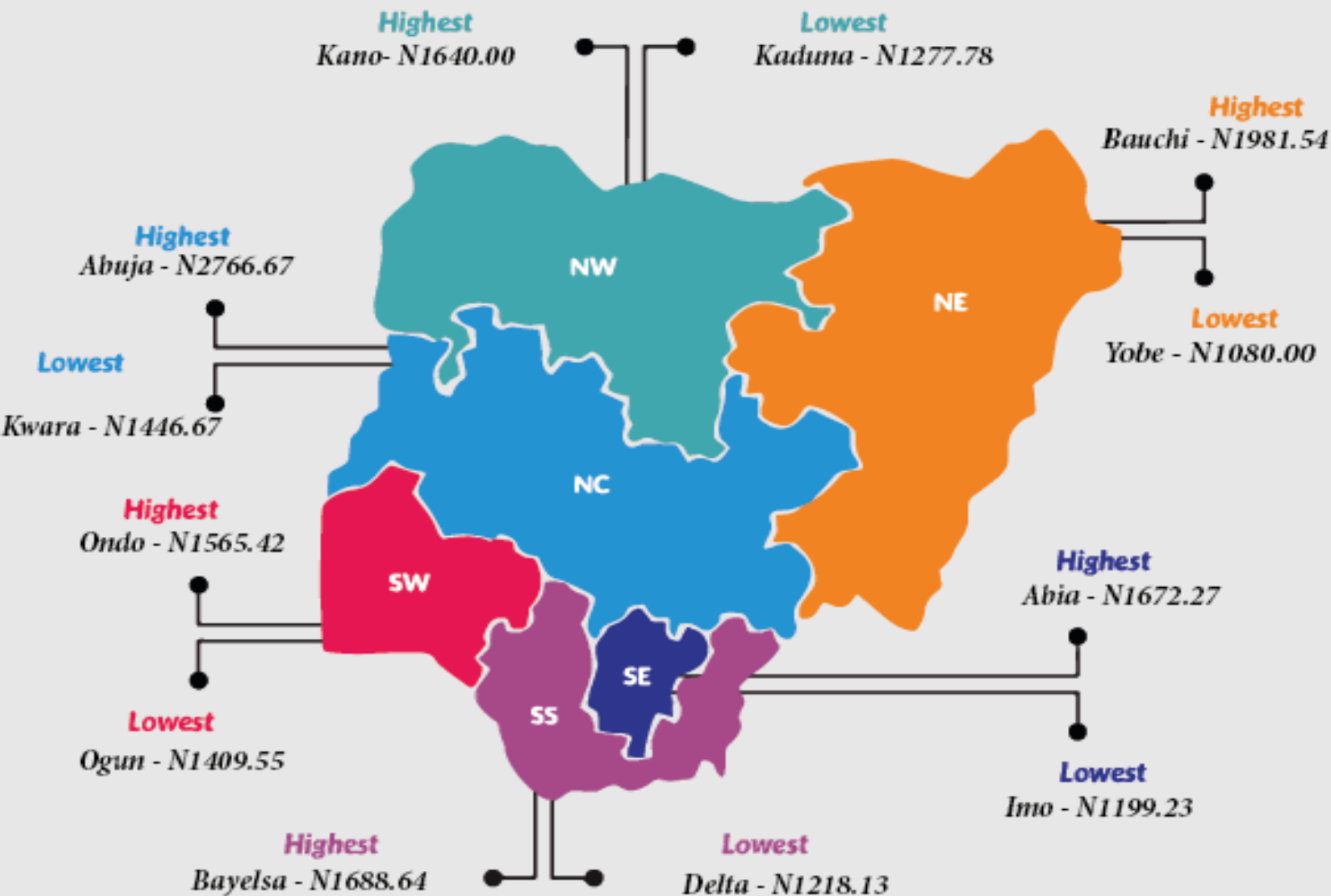
DELTA **N1218.13**

IMO **N1199.23**

YOBE **N1080.00**

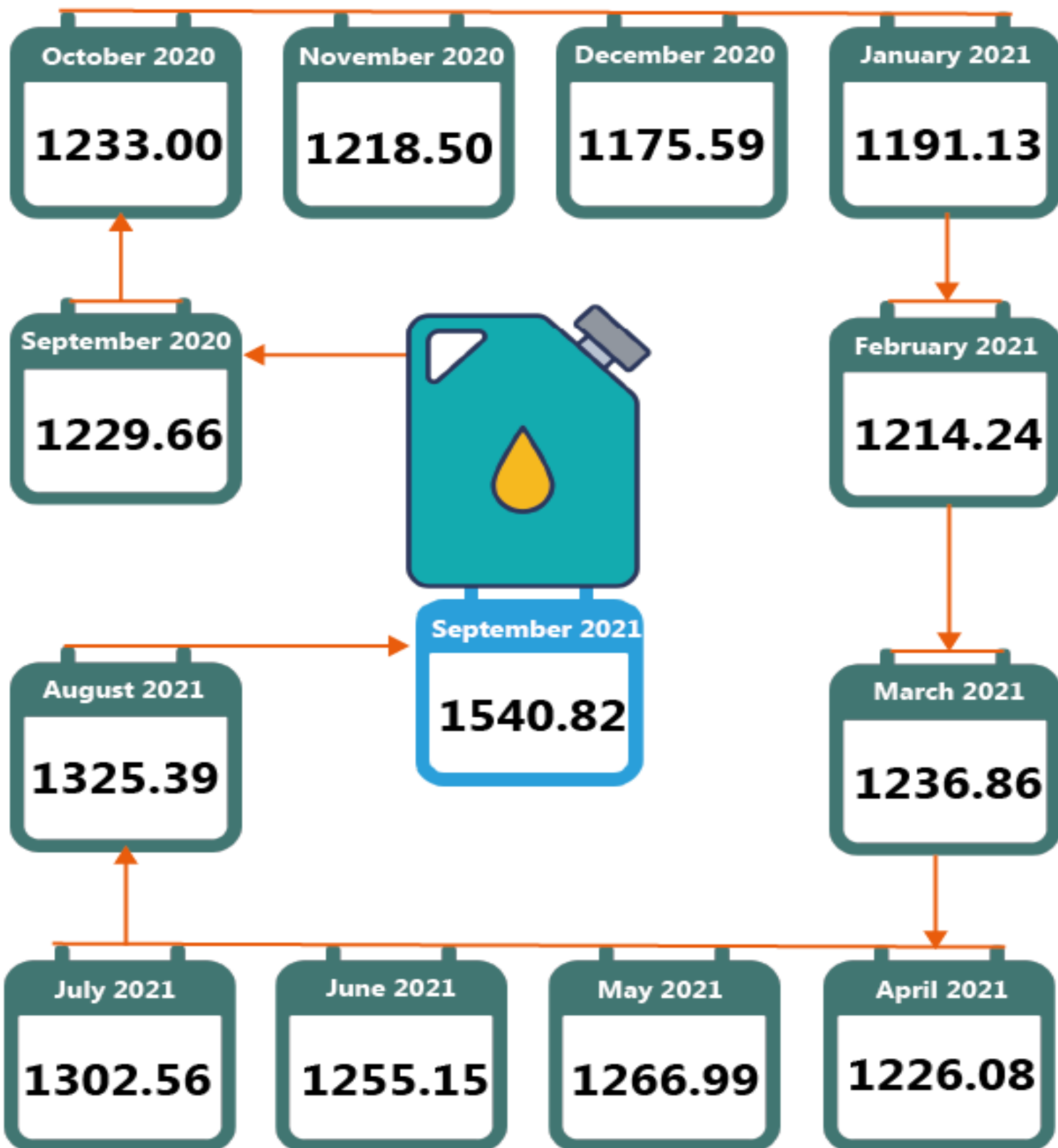
NATIONAL HOUSEHOLD KEROSENE PRICE WATCH - SEPTEMBER 2021

Average Kerosene Prices per gallon Across Zones



NATIONAL HOUSEHOLD KEROSENE PRICE WATCH - SEPTEMBER 2021

12 Months Average Prices per gallon



HOUSEHOLD KEROSENE PRICE WATCH (PER LITRE)

STATE	ITEM	Sep-21
Abia	Kerosene (1 Litre)	458.33
Abuja	Kerosene (1 Litre)	450.00
Adamawa	Kerosene (1 Litre)	458.33
Akwa Ibom	Kerosene (1 Litre)	405.56
Anambra	Kerosene (1 Litre)	382.05
Bauchi	Kerosene (1 Litre)	407.14
Bayelsa	Kerosene (1 Litre)	229.17
Benue	Kerosene (1 Litre)	443.75
Borno	Kerosene (1 Litre)	366.67
Cross River	Kerosene (1 Litre)	487.18
Delta	Kerosene (1 Litre)	348.15
Ebonyi	Kerosene (1 Litre)	553.33
Edo	Kerosene (1 Litre)	421.28
Ekiti	Kerosene (1 Litre)	491.88
Enugu	Kerosene (1 Litre)	486.90
Gombe	Kerosene (1 Litre)	452.38
Imo	Kerosene (1 Litre)	418.81
Jigawa	Kerosene (1 Litre)	404.17
Kaduna	Kerosene (1 Litre)	356.30
Kano	Kerosene (1 Litre)	475.00
Katsina	Kerosene (1 Litre)	286.90
Kebbi	Kerosene (1 Litre)	350.00
Kogi	Kerosene (1 Litre)	494.53
Kwara	Kerosene (1 Litre)	483.33
Lagos	Kerosene (1 Litre)	605.21
Nassarawa	Kerosene (1 Litre)	484.72
Niger	Kerosene (1 Litre)	433.33
Ogun	Kerosene (1 Litre)	524.51
Ondo	Kerosene (1 Litre)	426.67
Osun	Kerosene (1 Litre)	480.95
Oyo	Kerosene (1 Litre)	477.78
Plateau	Kerosene (1 Litre)	428.57
Rivers	Kerosene (1 Litre)	393.33
Sokoto	Kerosene (1 Litre)	395.24
Taraba	Kerosene (1 Litre)	526.67
Yobe	Kerosene (1 Litre)	390.28
Zamfara	Kerosene (1 Litre)	393.85
STATES WITH THE HIGHEST AVERAGE PRICES IN SEPTEMBER 2021		
Lagos		605.21
Ebonyi		553.33
Taraba		526.67
STATES WITH THE LOWEST AVERAGE PRICES IN SEPTEMBER 2021		
Delta		348.15
Katsina		286.90
Bayelsa		229.17

HOUSEHOLD KEROSENE PRICE WATCH (PER GALLON)

STATE	ITEM	Sep-21
Abia	Kerosene(One gallon 4.5litres)	1672.27
Abuja	Kerosene(One gallon 4.5litres)	2766.67
Adamawa	Kerosene(One gallon 4.5litres)	1975.00
Akwa Ibom	Kerosene(One gallon 4.5litres)	1386.36
Anambra	Kerosene(One gallon 4.5litres)	1314.62
Bauchi	Kerosene(One gallon 4.5litres)	1981.54
Bayelsa	Kerosene(One gallon 4.5litres)	1688.64
Benue	Kerosene(One gallon 4.5litres)	1547.14
Borno	Kerosene(One gallon 4.5litres)	1256.25
Cross River	Kerosene(One gallon 4.5litres)	1587.69
Delta	Kerosene(One gallon 4.5litres)	1218.13
Ebonyi	Kerosene(One gallon 4.5litres)	1510.00
Edo	Kerosene(One gallon 4.5litres)	1532.08
Ekiti	Kerosene(One gallon 4.5litres)	1554.38
Enugu	Kerosene(One gallon 4.5litres)	1655.77
Gombe	Kerosene(One gallon 4.5litres)	1578.57
Imo	Kerosene(One gallon 4.5litres)	1199.23
Jigawa	Kerosene(One gallon 4.5litres)	1570.83
Kaduna	Kerosene(One gallon 4.5litres)	1277.78
Kano	Kerosene(One gallon 4.5litres)	1640.00
Katsina	Kerosene(One gallon 4.5litres)	1381.82
Kebbi	Kerosene(One gallon 4.5litres)	1412.50
Kogi	Kerosene(One gallon 4.5litres)	1668.18
Kwara	Kerosene(One gallon 4.5litres)	1446.67
Lagos	Kerosene(One gallon 4.5litres)	1432.35
Nassarawa	Kerosene(One gallon 4.5litres)	1502.50
Niger	Kerosene(One gallon 4.5litres)	1554.55
Ogun	Kerosene(One gallon 4.5litres)	1409.55
Ondo	Kerosene(One gallon 4.5litres)	1565.42
Osun	Kerosene(One gallon 4.5litres)	1546.43
Oyo	Kerosene(One gallon 4.5litres)	1441.11
Plateau	Kerosene(One gallon 4.5litres)	1557.14
Rivers	Kerosene(One gallon 4.5litres)	1466.92
Sokoto	Kerosene(One gallon 4.5litres)	1600.00
Taraba	Kerosene(One gallon 4.5litres)	1745.63
Yobe	Kerosene(One gallon 4.5litres)	1080.00
Zamfara	Kerosene(One gallon 4.5litres)	1286.67
STATES WITH THE HIGHEST AVERAGE PRICES IN September 2021		
Abuja		2766.67
Bauchi		1981.54
Adamawa		1975.00
STATES WITH THE LOWEST AVERAGE PRICES IN September 2021		
Delta		1218.13
Imo		1199.23
Yobe		1080.00

METHODOLOGY

Field work is done solely by over 700 NBS Staff in all States of the federation supported by supervisors who are monitored by internal and external observers.

Fuel Prices are collected across all the 774 local governments across all States and the FCT from over 10,000 respondents and locations and reflect actual prices households state they actually bought those fuels together with the prices reportedly sold by the fuel suppliers.

The average of all these prices is then reported for each state and the average for the country is the average for the state.

NBS audit team subsequently conducts randomly selected verification of prices recorded.

CONTACT



National Bureau of Statistics

Head Office

Plot 762 Independence Avenue,
Central Business District, Garki
Abuja.

Sunday J. Ichedi

Information Desk

Head, Communication & Public
Relations Department (C&PRD)
Phone: +2348037051701
sjichedi@nigerianstat.gov.ng

Moses Mathew

Statistical Information Officer

Phone: +2347069071157
matmoses@nigerianstat.gov.ng

Nuhu Joseph Waney II

Chief of Protocol

Phone: +2348037020063
jwnuhu@nigerianstat.gov.ng



@nigerianstat



NBSNigeria



Nbs_nigeria

