



NATIONAL BUREAU OF STATISTICS

Transport Fare Watch

(AUGUST 2021)



Report Date: September 2021

Data Source: National Bureau of Statistics (NBS)

CONTENTS

Executive Summary	1
Average Transport Fare Across States	
-States Bus Journey Within City, Per Drop Constant Route	2
-States Bus Journey Intercity, State Route, Charge per person	3
-Air Fare Charge for Specified Routes Single Journey	4
-Journey by Motorcycle (Okada) Per Drop	5
-Waterway Passenger Transport	6
Average Transport Fare by Categories - All States	
Abia	7
Abuja	8
Adamawa	9
Akwa Ibom	10
Anambra	11
Bauchi	12
Bayelsa	13
Benue	14
Borno	15
Cross River	16
Delta	17
Ebonyi	18
Edo	19
Ekiti	20
Enugu	21
Gombe	22
Imo	23
Jigawa	24
Kaduna	25
Kano	26
Katsina	27
Kebbi	28
Kogi	29
Kwara	30
Lagos	31
Nassarawa	32
Niger	33
Ogun	34
Ondo	35
Osun	36
Oyo	37
Plateau	38
Rivers	39
Sokoto	40
Taraba	41
Yobe	42
Zamfara	43
Methodology	44
Acknowledgment and Contact	45

EXECUTIVE SUMMARY

The Transport fare Watch report for August 2021 covers the following categories namely bus journey within the city per drop constant route; bus journey intercity, state route, charge per person; air fare charge for specified routes single journey; journey by motorcycle (Okada) per drop; and water way passenger transport.

Average fare paid by commuters for bus journey within the city increased by 4.98% month-on-month and by 50.03% year-on-year to N430.58 in August 2021 from N410.17 in July 2021. States with highest bus journey fare within city were Zamfara (N670.28), Bauchi (N635.12) and Taraba (N550.13) while States with lowest bus journey fare within city were Oyo (N220.48), Abia (N239.41) and Borno (N297.16).

Average fare paid by commuters for bus journey intercity increased by 1.80% month-on-month and by 24.99% year-on-year to N2,588.69 in August 2021 from N2,542.95 in July 2021. States with highest bus journey fare intercity were Abuja FCT (N4,700.15), Lagos (N3,600.04) and Sokoto (N3,450.16) while States with lowest bus journey fare within city were Bayelsa (N1,859.36), Bauchi (N1,900.60) and Akwa-Ibom (N1,950.20).

Average fare paid by air passengers for specified routes single journey increased by 0.03% month-on-month and by 0.53% year-on-year to N36,805.41 in August 2021 from N36,793.24 in July 2021. States with highest air fare were Rivers (N38,900.00), Edo (N38,500.00), Lagos (N38,200.00) while States with lowest air fare were Akwa-Ibom (N33,100.00), Sokoto (N33,700.00), and Gombe (N35,200.00).

Average fare paid by commuters for journey by motorcycle per drop increased by 3.17% month-on-month and by 54.20% year-on-year to N303.25 in August 2021 from N294.02 in July 2021. States with highest journey fare by motorcycle per drop were Yobe (N500.45), Lagos (N487.23) and Taraba (N465.08) while states with lowest journey fare by motorcycle per drop were Adamawa (N107.06), Niger (N180.12) and Katsina (N180.27).

Average fare paid by passengers for water way passenger transport increased by 1.97% month-on-month and by 23.55% year-on-year to N848.36 in August 2021 from N831.97 in July 2021. States with highest fare by water way passenger transport were Delta (N2,550.46), Bayelsa (N2,500.47) and Rivers (N2,300.06) while states with lowest fare by water way passenger transport were Borno (N270.64), Kebbi (N360.11) and Taraba (N380.20).

TRANSPORT FARE WATCH - AUGUST 2021

Average Transport Fare Across States -Bus Journey Within City , Per Drop Constant Route



YoY = 50.03%

N286.99

AUGUST 2020 Average



AVERAGE

N430.58



MoM = 4.98%

N410.17

JULY 2021 Average

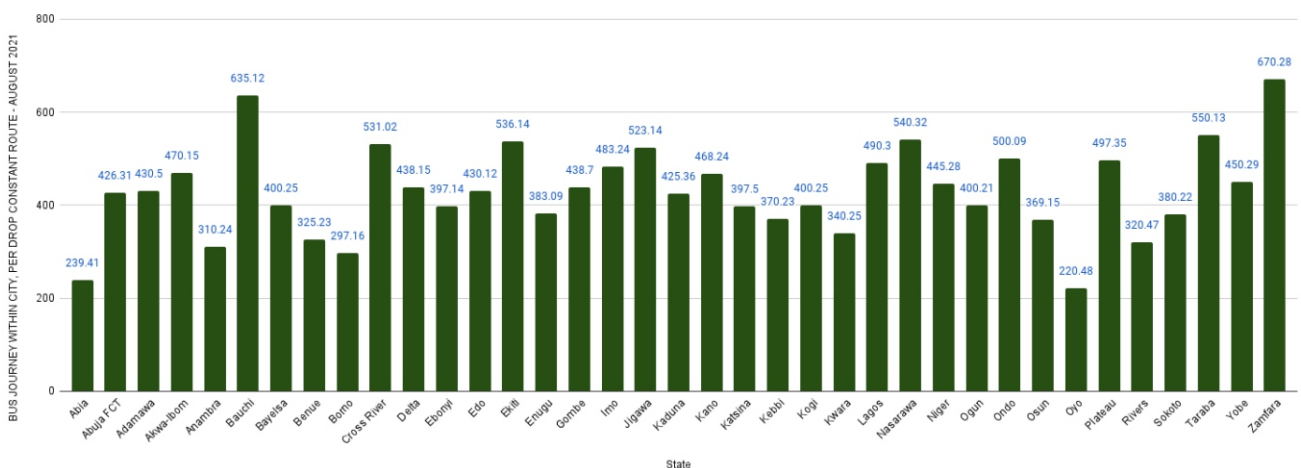
STATES WITH THE HIGHEST AVERAGE PRICES IN AUGUST 2021

	August - 21	YoY %	MoM %
ZAMFARA	N670.28	21.85%	56.50%
BAUCHI	N635.12	37.35%	3.43%
TARABA	N550.13	77.09%	3.71%

STATES WITH THE LOWEST AVERAGE PRICES IN AUGUST 2021

	August - 21	YoY %	MoM %
OYO	N220.48	-31.12%	4.84%
ABIA	N239.41	30.74%	1.75%
BORNO	N297.16	56.19%	5.98%

BUS JOURNEY WITHIN CITY, PER DROP CONSTANT ROUTE - AUGUST 2021



TRANSPORT FARE WATCH - AUGUST 2021

Average Transport Fare Across States

-Bus Journey Intercity, State Route, Charge Per Person



YoY = 24.99%

N2,071.04

AUGUST 2020 Average



AVERAGE

N2588.69



MoM = 1.80%

N2542.95

JULY 2021 Average

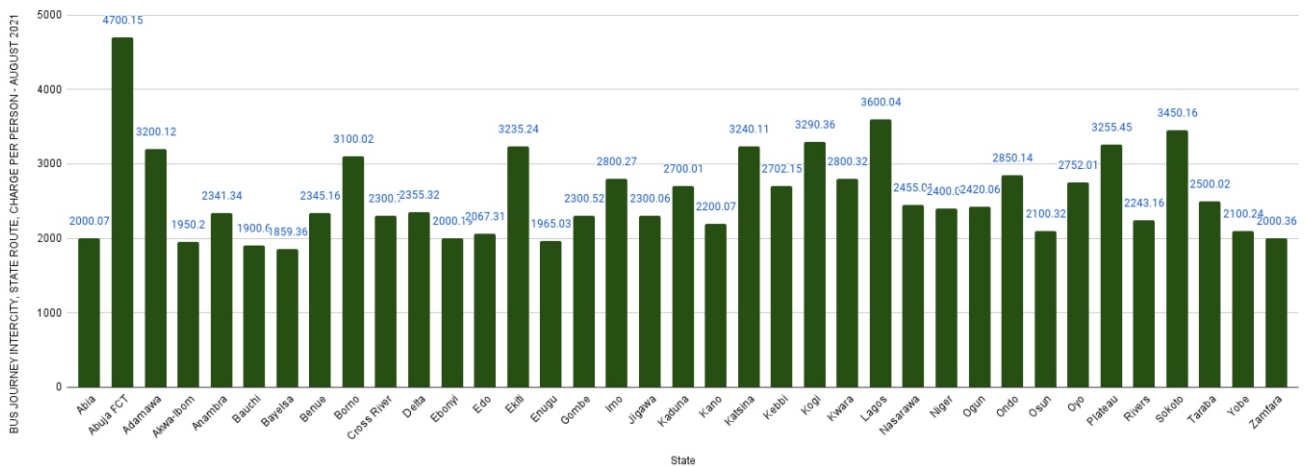
STATES WITH THE HIGHEST AVERAGE PRICES IN AUGUST 2021

	August - 21	YoY %	MoM %
ABUJA FCT	N4700.15	11.01%	0.51%
LAGOS	N3600.04	22.31%	0.29%
SOKOTO	N3450.16	16.83%	1.77%

STATES WITH THE LOWEST AVERAGE PRICES IN AUGUST 2021

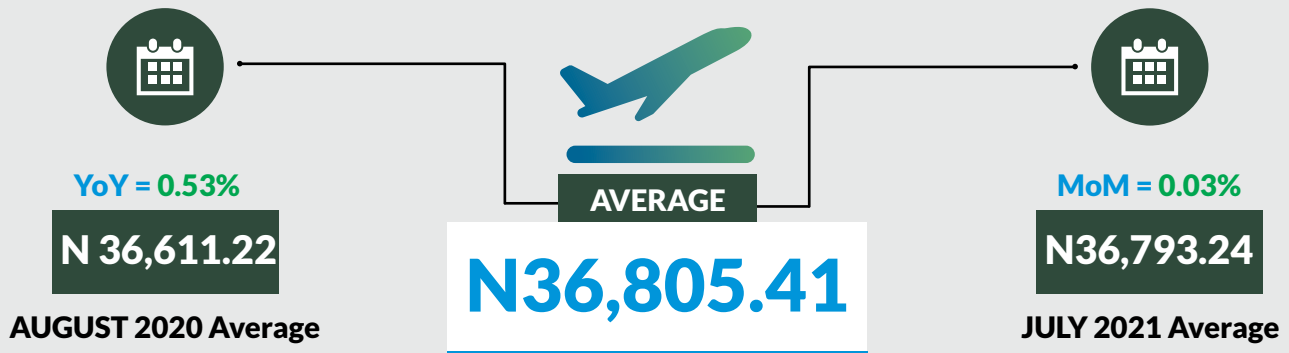
	August - 21	YoY %	MoM %
BAYELSA	N1859.36	42.98%	1.32%
BAUCHI	N1900.60	43.82%	1.30%
AKWA-IBOM	N1950.20	27.53%	0.24%

BUS JOURNEY INTERCITY, STATE ROUTE, CHARGE PER PERSON - AUGUST 2021



TRANSPORT FARE WATCH - AUGUST 2021

Average Transport Fare Across States -Air Fare Charge For Specified Routes Single Journey

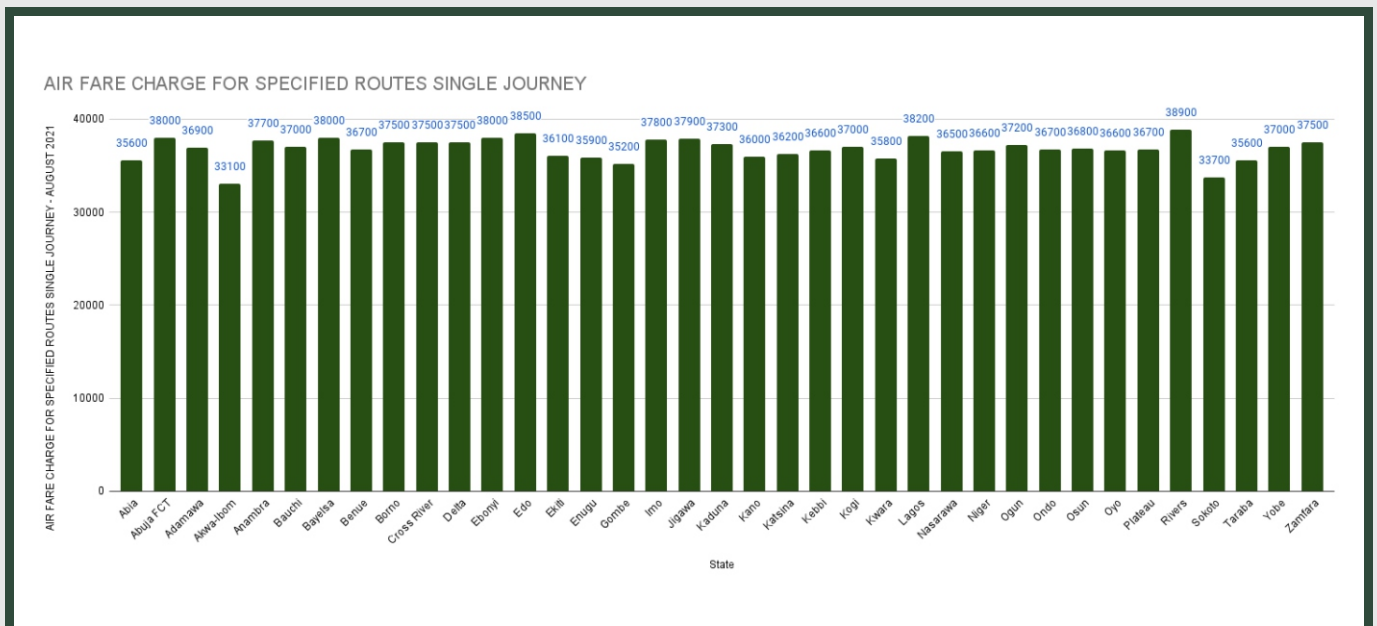


STATES WITH THE HIGHEST AVERAGE PRICES IN AUGUST 2021

	August - 21	YoY%	MoM%
RIVERS	N38900.00	-2.02%	0.91%
EDO	N38500.00	5.48%	1.32%
LAGOS	N38200.00	-3.54%	-0.26%

STATES WITH THE LOWEST AVERAGE PRICES IN AUGUST 2021

	August - 21	YoY%	MoM%
AKWA-IBOM	N33100.00	8.52%	-0.30%
SOKOTO	N33700.00	3.69%	-0.30%
GOMBE	N35200.00	-1.40%	0.57%



TRANSPORT FARE WATCH - AUGUST 2021

Average Transport Fare Across States -Journey by Motorcycle (Okada) Per Drop



YoY = 54.20%

N196.73

AUGUST 2020 Average



AVERAGE

N303.25



MoM = 3.17%

N294.02

JULY 2021 Average

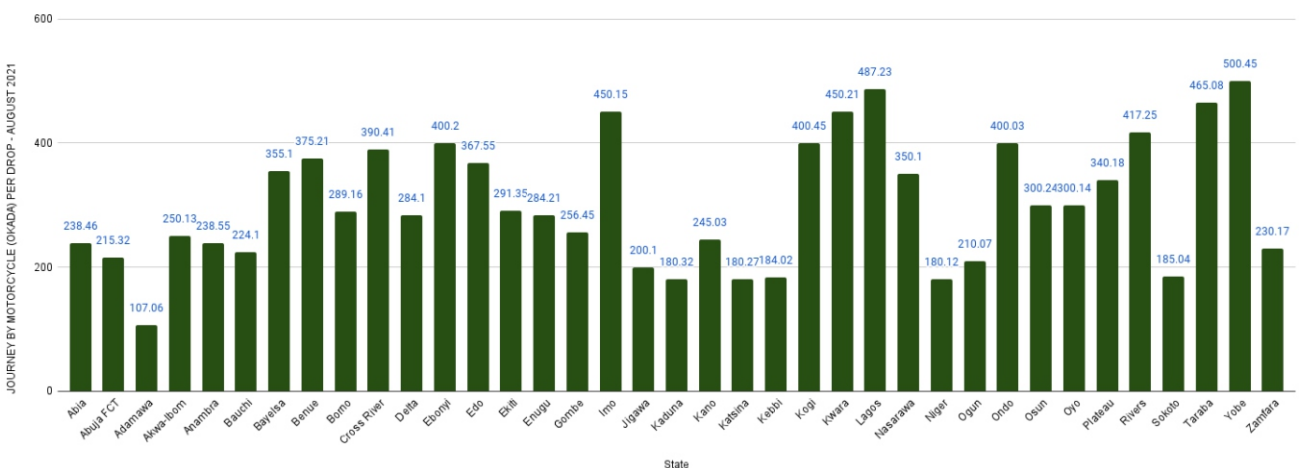
STATES WITH THE HIGHEST AVERAGE PRICES IN AUGUST 2021

	August - 21	YoY%	MoM%
YOBE	N500.45	71.78%	8.78%
LAGOS	N487.23	62.41%	8.23%
TARABA	N465.08	64.22%	3.34%

STATES WITH THE LOWEST AVERAGE PRICES IN AUGUST 2021

	August - 21	YoY%	MoM%
ADAMAWA	N107.06	46.18%	7.06%
NIGER	N180.12	33.67%	2.28%
KATSINA	N180.27	85.08%	2.34%

JOURNEY BY MOTORCYCLE (OKADA) PER DROP



TRANSPORT FARE WATCH - AUGUST 2021

Average Transport Fare Across States -Waterway Passenger Transport



YoY = 23.55%

N686.66

AUGUST 2020 Average



AVERAGE

N848.36



MoM = 1.97%

N831.97

JULY 2021 Average

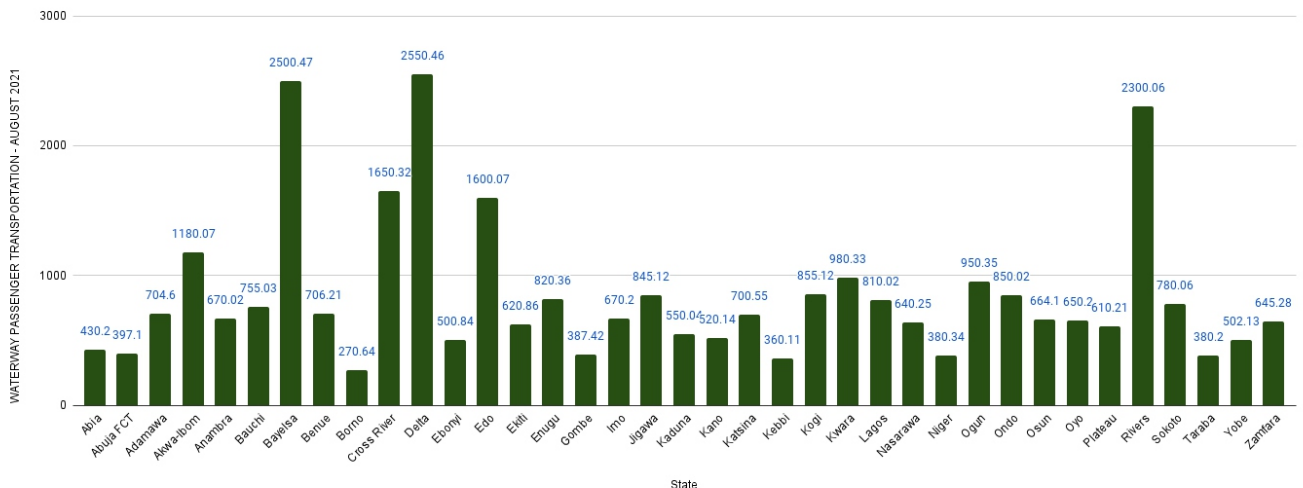
STATES WITH THE HIGHEST AVERAGE PRICES IN AUGUST 2021

	August - 21	YoY%	MoM%
DELTA	N2550.46	27.52%	2.01%
BAYELSA	N2500.47	26.93%	2.06%
RIVERS	N2300.06	14.68%	0.43%

STATES WITH THE LOWEST AVERAGE PRICES IN AUGUST 2021

	August - 21	YoY%	MoM%
BORNO	N270.64	38.83%	3.96%
KEBBI	N360.11	20.37%	-1.53%
TARABA	N380.20	-2.71%	-1.24%

WATERWAY PASSENGER TRANSPORTATION



TRANSPORT FARE WATCH - AUGUST 2021

Average Transport Fare by Categories -Abia State



AUGUST 2021



BUS JOURNEY
WITHIN CITY,
PER DROP
CONSTANT ROUTE

N239.41



BUS JOURNEY
INTERCITY,
STATE ROUTE,
CHARGE PER PERSON

N2000.07



AIR FARE CHARGE
FOR SPECIFIED
ROUTES SINGLE
JOURNEY

N35600.00



JOURNEY BY
MOTORCYCLE
(OKADA)
PER DROP

N238.46



WATER TRANSPORT:
WATER WAY
PASSENGER
TRANSPORTATION

N430.20

JULY 2021



BUS JOURNEY
WITHIN CITY,
PER DROP
CONSTANT ROUTE

N235.30



BUS JOURNEY
INTERCITY,
STATE ROUTE,
CHARGE PER PERSON

N1974.10



AIR FARE CHARGE
FOR SPECIFIED
ROUTES SINGLE
JOURNEY

N35800.00



JOURNEY BY
MOTORCYCLE
(OKADA)
PER DROP

N234.05



WATER TRANSPORT:
WATER WAY
PASSENGER
TRANSPORTATION

N435.14

YoY % & MoM %



BUS JOURNEY
WITHIN CITY,
PER DROP
CONSTANT ROUTE

YoY % = 30.74
MoM % = 1.75



BUS JOURNEY
INTERCITY,
STATE ROUTE,
CHARGE PER PERSON

YoY % = 24.23
MoM % = 1.32



AIR FARE CHARGE
FOR SPECIFIED
ROUTES SINGLE
JOURNEY

YoY % = 0.14
MoM % = -0.56



JOURNEY BY
MOTORCYCLE
(OKADA)
PER DROP

YoY % = 41.94
MoM % = 1.88



WATER TRANSPORT:
WATER WAY
PASSENGER
TRANSPORTATION

YoY % = 24.70
MoM % = -1.14

TRANSPORT FARE WATCH - AUGUST 2021

Average Transport Fare by Categories -FCT Abuja



AUGUST 2021



BUS JOURNEY
WITHIN CITY,
PER DROP
CONSTANT ROUTE

N426.31



BUS JOURNEY
INTERCITY,
STATE ROUTE,
CHARGE PER PERSON

N4700.15



AIR FARE CHARGE
FOR SPECIFIED
ROUTES SINGLE
JOURNEY

N38000.00



JOURNEY BY
MOTORCYCLE
(OKADA)
PER DROP

N215.32



WATER TRANSPORT:
WATER WAY
PASSENGER
TRANSPORTATION

N397.10

JULY 2021



BUS JOURNEY
WITHIN CITY,
PER DROP
CONSTANT ROUTE

N420.11



BUS JOURNEY
INTERCITY,
STATE ROUTE,
CHARGE PER PERSON

N4676.07



AIR FARE CHARGE
FOR SPECIFIED
ROUTES SINGLE
JOURNEY

N37900.00



JOURNEY BY
MOTORCYCLE
(OKADA)
PER DROP

N200.50



WATER TRANSPORT:
WATER WAY
PASSENGER
TRANSPORTATION

N389.23

YoY % & MoM %



BUS JOURNEY
WITHIN CITY,
PER DROP
CONSTANT ROUTE

YoY % = 22.08
MoM % = 1.48



BUS JOURNEY
INTERCITY,
STATE ROUTE,
CHARGE PER PERSON

YoY % = 11.01
MoM % = 0.51



AIR FARE CHARGE
FOR SPECIFIED
ROUTES SINGLE
JOURNEY

YoY % = -2.56
MoM % = 0.26



JOURNEY BY
MOTORCYCLE
(OKADA)
PER DROP

YoY % = 56.58
MoM % = 7.39



WATER TRANSPORT:
WATER WAY
PASSENGER
TRANSPORTATION

YoY % = 47.91
MoM % = 2.02

TRANSPORT FARE WATCH - AUGUST 2021

Average Transport Fare by Categories -Adamawa State



AUGUST 2021



BUS JOURNEY
WITHIN CITY,
PER DROP
CONSTANT ROUTE

N430.50



BUS JOURNEY
INTERCITY,
STATE ROUTE,
CHARGE PER PERSON

N3200.12



AIR FARE CHARGE
FOR SPECIFIED
ROUTES SINGLE
JOURNEY

N36900.00



JOURNEY BY
MOTORCYCLE
(OKADA)
PER DROP

N107.06



WATER TRANSPORT:
WATER WAY
PASSENGER
TRANSPORTATION

N704.60

JULY 2021



BUS JOURNEY
WITHIN CITY,
PER DROP
CONSTANT ROUTE

N426.30



BUS JOURNEY
INTERCITY,
STATE ROUTE,
CHARGE PER PERSON

N3250.08



AIR FARE CHARGE
FOR SPECIFIED
ROUTES SINGLE
JOURNEY

N36700.00



JOURNEY BY
MOTORCYCLE
(OKADA)
PER DROP

N100.00



WATER TRANSPORT:
WATER WAY
PASSENGER
TRANSPORTATION

N710.20

YoY % & MoM %



BUS JOURNEY
WITHIN CITY,
PER DROP
CONSTANT ROUTE

YoY % = 53.70
MoM % = 0.99



BUS JOURNEY
INTERCITY,
STATE ROUTE,
CHARGE PER PERSON

YoY % = 15.73
MoM % = -1.54



AIR FARE CHARGE
FOR SPECIFIED
ROUTES SINGLE
JOURNEY

YoY % = 3.65
MoM % = 0.54



JOURNEY BY
MOTORCYCLE
(OKADA)
PER DROP

YoY % = 46.18
MoM % = 7.06



WATER TRANSPORT:
WATER WAY
PASSENGER
TRANSPORTATION

YoY % = 9.70
MoM % = -0.79

TRANSPORT FARE WATCH - AUGUST 2021

Average Transport Fare by Categories -Akwa Ibom State



AUGUST 2021



BUS JOURNEY
WITHIN CITY,
PER DROP
CONSTANT ROUTE

N470.15



BUS JOURNEY
INTERCITY,
STATE ROUTE,
CHARGE PER PERSON

N1950.20



AIR FARE CHARGE
FOR SPECIFIED
ROUTES SINGLE
JOURNEY

N33100.00



JOURNEY BY
MOTORCYCLE
(OKADA)
PER DROP

N250.13



WATER TRANSPORT:
WATER WAY
PASSENGER
TRANSPORTATION

N1180.07

JULY 2021



BUS JOURNEY
WITHIN CITY,
PER DROP
CONSTANT ROUTE

N465.10



BUS JOURNEY
INTERCITY,
STATE ROUTE,
CHARGE PER PERSON

N1945.60



AIR FARE CHARGE
FOR SPECIFIED
ROUTES SINGLE
JOURNEY

N33200.00



JOURNEY BY
MOTORCYCLE
(OKADA)
PER DROP

N220.45



WATER TRANSPORT:
WATER WAY
PASSENGER
TRANSPORTATION

N1100.50

YoY % & MoM %



BUS JOURNEY
WITHIN CITY,
PER DROP
CONSTANT ROUTE

YoY % = 57.37
MoM % = 1.09



BUS JOURNEY
INTERCITY,
STATE ROUTE,
CHARGE PER PERSON

YoY % = 27.53
MoM % = 0.24



AIR FARE CHARGE
FOR SPECIFIED
ROUTES SINGLE
JOURNEY

YoY % = 8.52
MoM % = -0.30



JOURNEY BY
MOTORCYCLE
(OKADA)
PER DROP

YoY % = 112.61
MoM % = 13.46



WATER TRANSPORT:
WATER WAY
PASSENGER
TRANSPORTATION

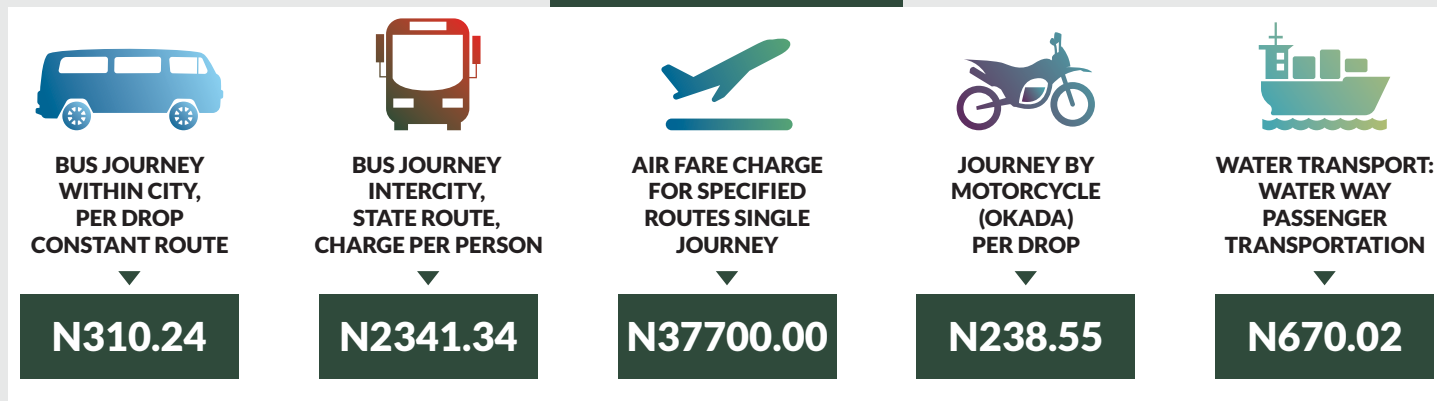
YoY % = 27.47
MoM % = 7.23

TRANSPORT FARE WATCH - AUGUST 2021

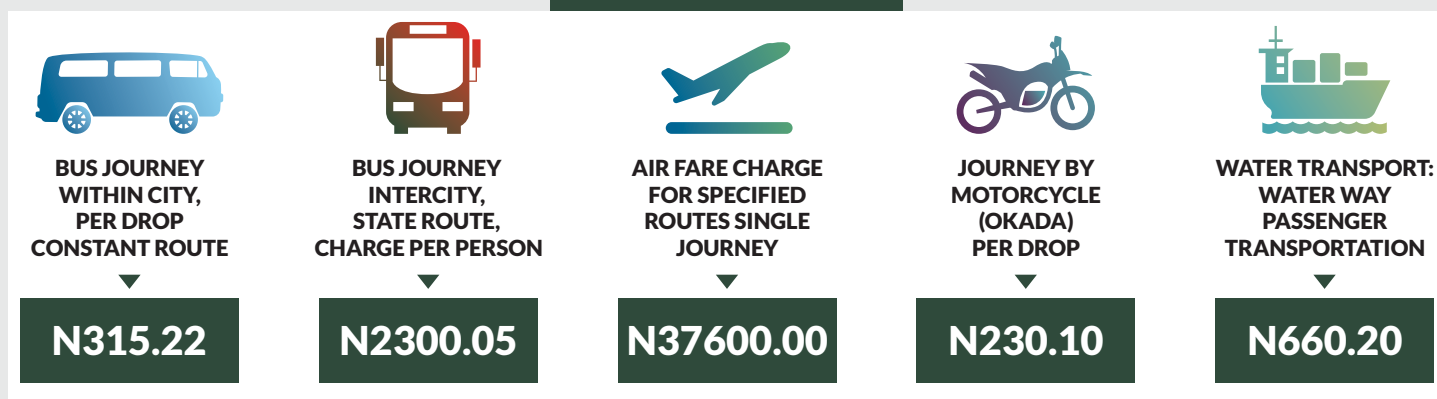
Average Transport Fare by Categories -Anambra State



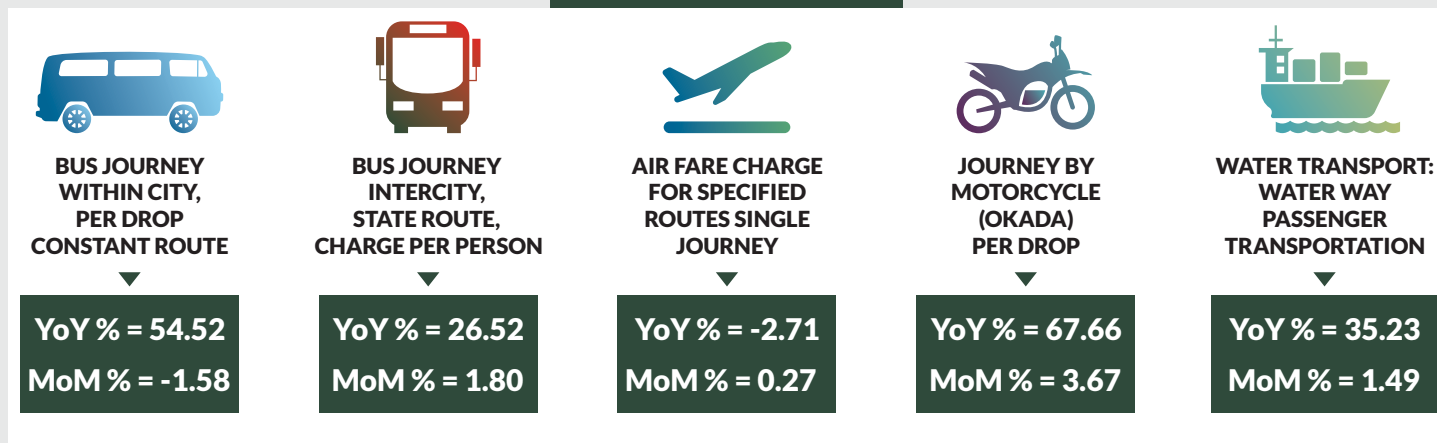
AUGUST 2021



JULY 2021



YoY % & MoM %



TRANSPORT FARE WATCH - AUGUST 2021

Average Transport Fare by Categories -Bauchi State



AUGUST 2021



BUS JOURNEY
WITHIN CITY,
PER DROP
CONSTANT ROUTE

N635.12



BUS JOURNEY
INTERCITY,
STATE ROUTE,
CHARGE PER PERSON

N1900.60



AIR FARE CHARGE
FOR SPECIFIED
ROUTES SINGLE
JOURNEY

N37000.00



JOURNEY BY
MOTORCYCLE
(OKADA)
PER DROP

N224.10



WATER TRANSPORT:
WATER WAY
PASSENGER
TRANSPORTATION

N755.03

JULY 2021



BUS JOURNEY
WITHIN CITY,
PER DROP
CONSTANT ROUTE

N614.07



BUS JOURNEY
INTERCITY,
STATE ROUTE,
CHARGE PER PERSON

N1876.24



AIR FARE CHARGE
FOR SPECIFIED
ROUTES SINGLE
JOURNEY

N38700.00



JOURNEY BY
MOTORCYCLE
(OKADA)
PER DROP

N200.25



WATER TRANSPORT:
WATER WAY
PASSENGER
TRANSPORTATION

N730.40

YoY % & MoM %



BUS JOURNEY
WITHIN CITY,
PER DROP
CONSTANT ROUTE

YoY % = 37.35
MoM % = 3.43



BUS JOURNEY
INTERCITY,
STATE ROUTE,
CHARGE PER PERSON

YoY % = 43.82
MoM % = 1.30



AIR FARE CHARGE
FOR SPECIFIED
ROUTES SINGLE
JOURNEY

YoY % = 0.00
MoM % = -4.39



JOURNEY BY
MOTORCYCLE
(OKADA)
PER DROP

YoY % = 59.71
MoM % = 11.91



WATER TRANSPORT:
WATER WAY
PASSENGER
TRANSPORTATION

YoY % = 26.36
MoM % = 3.37

TRANSPORT FARE WATCH - AUGUST 2021

Average Transport Fare by Categories -Bayelsa State



AUGUST 2021



BUS JOURNEY
WITHIN CITY,
PER DROP
CONSTANT ROUTE

N400.25



BUS JOURNEY
INTERCITY,
STATE ROUTE,
CHARGE PER PERSON

N1859.36



AIR FARE CHARGE
FOR SPECIFIED
ROUTES SINGLE
JOURNEY

N38000.00



JOURNEY BY
MOTORCYCLE
(OKADA)
PER DROP

N355.10



WATER TRANSPORT:
WATER WAY
PASSENGER
TRANSPORTATION

N2500.47

JULY 2021



BUS JOURNEY
WITHIN CITY,
PER DROP
CONSTANT ROUTE

N390.11



BUS JOURNEY
INTERCITY,
STATE ROUTE,
CHARGE PER PERSON

N1835.10



AIR FARE CHARGE
FOR SPECIFIED
ROUTES SINGLE
JOURNEY

N38000.00



JOURNEY BY
MOTORCYCLE
(OKADA)
PER DROP

N360.40



WATER TRANSPORT:
WATER WAY
PASSENGER
TRANSPORTATION

N2450.12

YoY % & MoM %



BUS JOURNEY
WITHIN CITY,
PER DROP
CONSTANT ROUTE

YoY % = 38.65
MoM % = 2.60



BUS JOURNEY
INTERCITY,
STATE ROUTE,
CHARGE PER PERSON

YoY % = 42.98
MoM % = 1.32



AIR FARE CHARGE
FOR SPECIFIED
ROUTES SINGLE
JOURNEY

YoY % = 1.60
MoM % = 0.00



JOURNEY BY
MOTORCYCLE
(OKADA)
PER DROP

YoY % = 20.68
MoM % = -1.47



WATER TRANSPORT:
WATER WAY
PASSENGER
TRANSPORTATION

YoY % = 26.93
MoM % = 2.06

TRANSPORT FARE WATCH - AUGUST 2021

Average Transport Fare by Categories -Benue State



AUGUST 2021



BUS JOURNEY
WITHIN CITY,
PER DROP
CONSTANT ROUTE

N325.23



BUS JOURNEY
INTERCITY,
STATE ROUTE,
CHARGE PER PERSON

N2345.16



AIR FARE CHARGE
FOR SPECIFIED
ROUTES SINGLE
JOURNEY

N36700.00



JOURNEY BY
MOTORCYCLE
(OKADA)
PER DROP

N375.21



WATER TRANSPORT:
WATER WAY
PASSENGER
TRANSPORTATION

N706.21

JULY 2021



BUS JOURNEY
WITHIN CITY,
PER DROP
CONSTANT ROUTE

N315.55



BUS JOURNEY
INTERCITY,
STATE ROUTE,
CHARGE PER PERSON

N2300.02



AIR FARE CHARGE
FOR SPECIFIED
ROUTES SINGLE
JOURNEY

N36500.00



JOURNEY BY
MOTORCYCLE
(OKADA)
PER DROP

N367.28



WATER TRANSPORT:
WATER WAY
PASSENGER
TRANSPORTATION

N700.16

YoY % & MoM %



BUS JOURNEY
WITHIN CITY,
PER DROP
CONSTANT ROUTE

YoY % = 30.97
MoM % = 3.07



BUS JOURNEY
INTERCITY,
STATE ROUTE,
CHARGE PER PERSON

YoY % = 3.35
MoM % = 1.96



AIR FARE CHARGE
FOR SPECIFIED
ROUTES SINGLE
JOURNEY

YoY % = 3.97
MoM % = 0.55



JOURNEY BY
MOTORCYCLE
(OKADA)
PER DROP

YoY % = 35.99
MoM % = 2.16



WATER TRANSPORT:
WATER WAY
PASSENGER
TRANSPORTATION

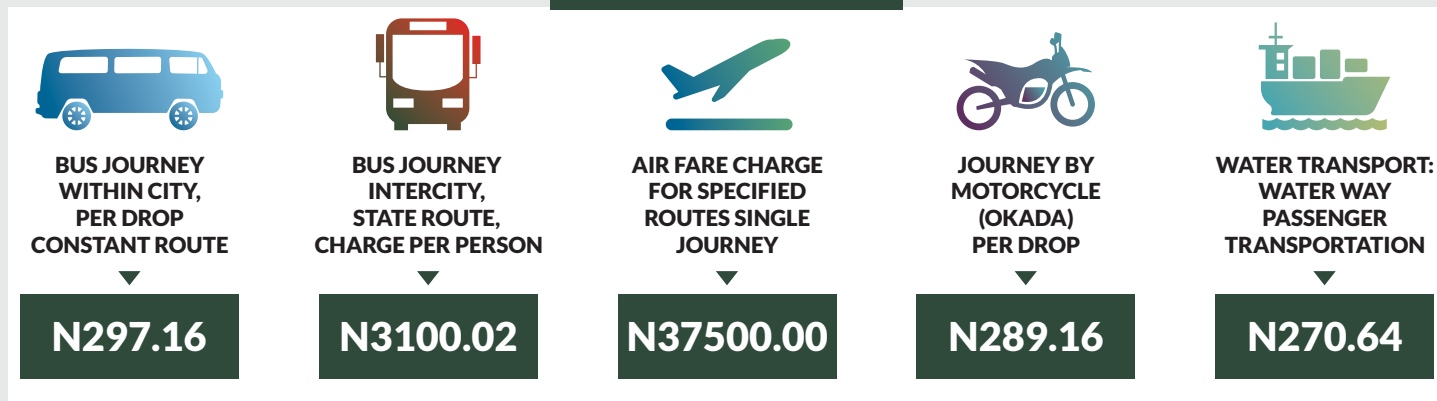
YoY % = 17.70
MoM % = 0.86

TRANSPORT FARE WATCH - AUGUST 2021

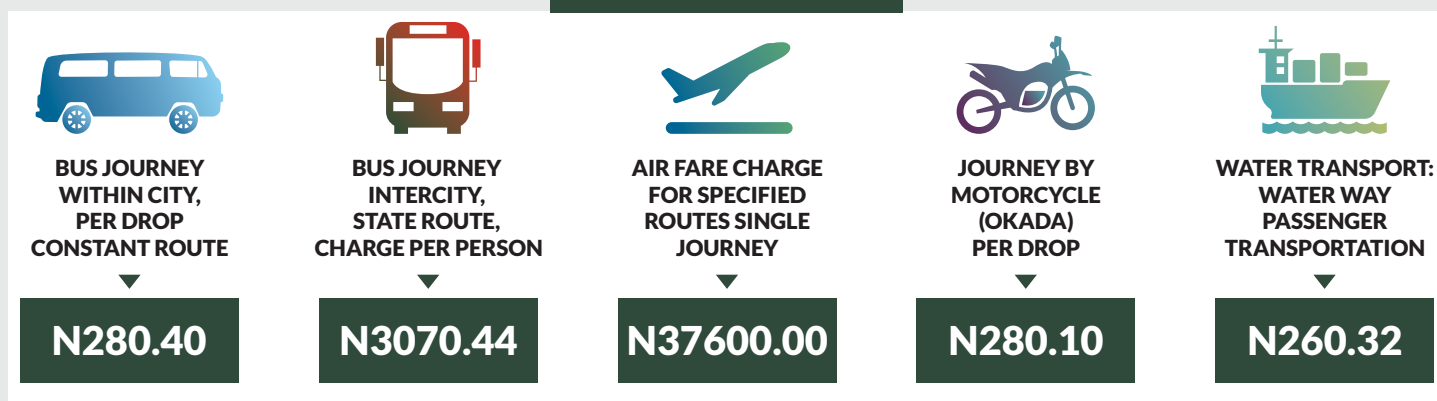
Average Transport Fare by Categories -Borno State



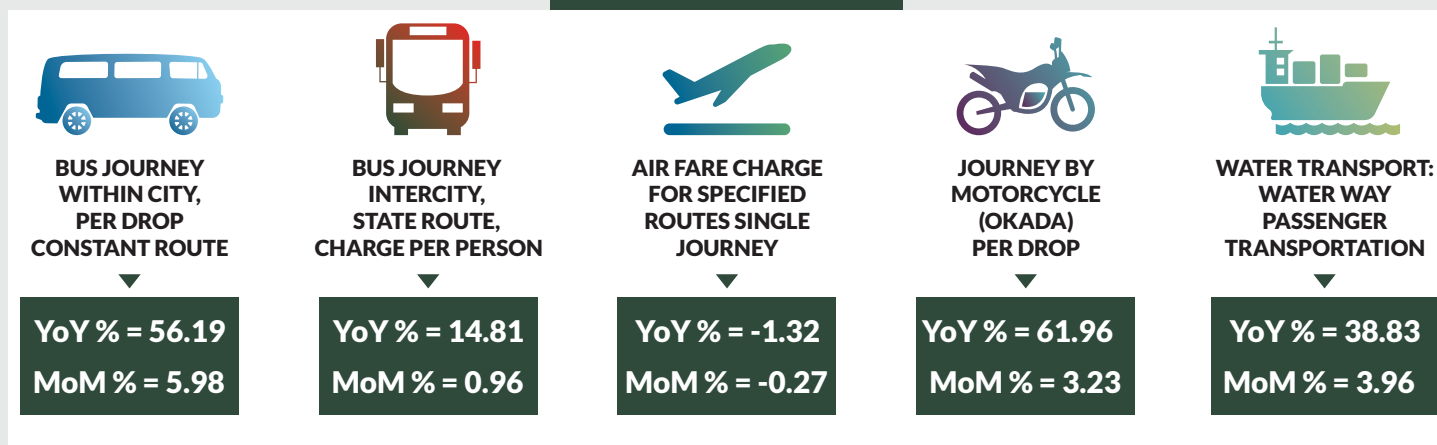
AUGUST 2021



JULY 2021



YoY % & MoM %



TRANSPORT FARE WATCH - AUGUST 2021

Average Transport Fare by Categories -Cross river State



AUGUST 2021



BUS JOURNEY
WITHIN CITY,
PER DROP
CONSTANT ROUTE

N531.02



BUS JOURNEY
INTERCITY,
STATE ROUTE,
CHARGE PER PERSON

N2300.70



AIR FARE CHARGE
FOR SPECIFIED
ROUTES SINGLE
JOURNEY

N37500.00



JOURNEY BY
MOTORCYCLE
(OKADA)
PER DROP

N390.41



WATER TRANSPORT:
WATER WAY
PASSENGER
TRANSPORTATION

N1650.32

JULY 2021



BUS JOURNEY
WITHIN CITY,
PER DROP
CONSTANT ROUTE

N520.08



BUS JOURNEY
INTERCITY,
STATE ROUTE,
CHARGE PER PERSON

N2265.12



AIR FARE CHARGE
FOR SPECIFIED
ROUTES SINGLE
JOURNEY

N37300.00



JOURNEY BY
MOTORCYCLE
(OKADA)
PER DROP

N355.47



WATER TRANSPORT:
WATER WAY
PASSENGER
TRANSPORTATION

N1600.20

YoY % & MoM %



BUS JOURNEY
WITHIN CITY,
PER DROP
CONSTANT ROUTE

YoY % = 32.76
MoM % = 2.10



BUS JOURNEY
INTERCITY,
STATE ROUTE,
CHARGE PER PERSON

YoY % = 35.26
MoM % = 1.57



AIR FARE CHARGE
FOR SPECIFIED
ROUTES SINGLE
JOURNEY

YoY % = -2.98
MoM % = 0.54



JOURNEY BY
MOTORCYCLE
(OKADA)
PER DROP

YoY % = 85.31
MoM % = 9.83



WATER TRANSPORT:
WATER WAY
PASSENGER
TRANSPORTATION

YoY % = 26.95
MoM % = 3.13

TRANSPORT FARE WATCH - AUGUST 2021

Average Transport Fare by Categories -Delta State



AUGUST 2021



BUS JOURNEY
WITHIN CITY,
PER DROP
CONSTANT ROUTE

N438.15



BUS JOURNEY
INTERCITY,
STATE ROUTE,
CHARGE PER PERSON

N2355.32



AIR FARE CHARGE
FOR SPECIFIED
ROUTES SINGLE
JOURNEY

N37500.00



JOURNEY BY
MOTORCYCLE
(OKADA)
PER DROP

N284.10



WATER TRANSPORT:
WATER WAY
PASSENGER
TRANSPORTATION

N2550.46

JULY 2021



BUS JOURNEY
WITHIN CITY,
PER DROP
CONSTANT ROUTE

N420.30



BUS JOURNEY
INTERCITY,
STATE ROUTE,
CHARGE PER PERSON

N2200.09



AIR FARE CHARGE
FOR SPECIFIED
ROUTES SINGLE
JOURNEY

N37600.00



JOURNEY BY
MOTORCYCLE
(OKADA)
PER DROP

N270.45



WATER TRANSPORT:
WATER WAY
PASSENGER
TRANSPORTATION

N2500.12

YoY % & MoM %



BUS JOURNEY
WITHIN CITY,
PER DROP
CONSTANT ROUTE

YoY % = 98.74
MoM % = 4.25



BUS JOURNEY
INTERCITY,
STATE ROUTE,
CHARGE PER PERSON

YoY % = 38.48
MoM % = 7.06



AIR FARE CHARGE
FOR SPECIFIED
ROUTES SINGLE
JOURNEY

YoY % = -1.32
MoM % = -0.27



JOURNEY BY
MOTORCYCLE
(OKADA)
PER DROP

YoY % = 66.91
MoM % = 5.05



WATER TRANSPORT:
WATER WAY
PASSENGER
TRANSPORTATION

YoY % = 27.52
MoM % = 2.01

TRANSPORT FARE WATCH - AUGUST 2021

Average Transport Fare by Categories -Ebonyi State



AUGUST 2021



BUS JOURNEY
WITHIN CITY,
PER DROP
CONSTANT ROUTE

N397.14



BUS JOURNEY
INTERCITY,
STATE ROUTE,
CHARGE PER PERSON

N2000.19



AIR FARE CHARGE
FOR SPECIFIED
ROUTES SINGLE
JOURNEY

N38000.00



JOURNEY BY
MOTORCYCLE
(OKADA)
PER DROP

N400.20



WATER TRANSPORT:
WATER WAY
PASSENGER
TRANSPORTATION

N500.84

JULY 2021



BUS JOURNEY
WITHIN CITY,
PER DROP
CONSTANT ROUTE

N380.33



BUS JOURNEY
INTERCITY,
STATE ROUTE,
CHARGE PER PERSON

N1990.40



AIR FARE CHARGE
FOR SPECIFIED
ROUTES SINGLE
JOURNEY

N38000.00



JOURNEY BY
MOTORCYCLE
(OKADA)
PER DROP

N375.10



WATER TRANSPORT:
WATER WAY
PASSENGER
TRANSPORTATION

N490.55

YoY % & MoM %



BUS JOURNEY
WITHIN CITY,
PER DROP
CONSTANT ROUTE

YoY % = 58.24
MoM % = 4.42



BUS JOURNEY
INTERCITY,
STATE ROUTE,
CHARGE PER PERSON

YoY % = 23.44
MoM % = 0.49



AIR FARE CHARGE
FOR SPECIFIED
ROUTES SINGLE
JOURNEY

YoY % = 1.06
MoM % = 0.00



JOURNEY BY
MOTORCYCLE
(OKADA)
PER DROP

YoY % = 46.54
MoM % = 6.69



WATER TRANSPORT:
WATER WAY
PASSENGER
TRANSPORTATION

YoY % = 66.95
MoM % = 2.10

TRANSPORT FARE WATCH - AUGUST 2021

Average Transport Fare by Categories -Edo State



AUGUST 2021



BUS JOURNEY
WITHIN CITY,
PER DROP
CONSTANT ROUTE

N430.12



BUS JOURNEY
INTERCITY,
STATE ROUTE,
CHARGE PER PERSON

N2067.31



AIR FARE CHARGE
FOR SPECIFIED
ROUTES SINGLE
JOURNEY

N38500.00



JOURNEY BY
MOTORCYCLE
(OKADA)
PER DROP

N367.55



WATER TRANSPORT:
WATER WAY
PASSENGER
TRANSPORTATION

N1600.07

JULY 2021



BUS JOURNEY
WITHIN CITY,
PER DROP
CONSTANT ROUTE

N418.60



BUS JOURNEY
INTERCITY,
STATE ROUTE,
CHARGE PER PERSON

N2000.04



AIR FARE CHARGE
FOR SPECIFIED
ROUTES SINGLE
JOURNEY

N38000.00



JOURNEY BY
MOTORCYCLE
(OKADA)
PER DROP

N350.65



WATER TRANSPORT:
WATER WAY
PASSENGER
TRANSPORTATION

N1540.18

YoY % & MoM %



BUS JOURNEY
WITHIN CITY,
PER DROP
CONSTANT ROUTE

YoY % = 46.43
MoM % = 2.75



BUS JOURNEY
INTERCITY,
STATE ROUTE,
CHARGE PER PERSON

YoY % = 44.04
MoM % = 3.36



AIR FARE CHARGE
FOR SPECIFIED
ROUTES SINGLE
JOURNEY

YoY % = 5.48
MoM % = 1.32



JOURNEY BY
MOTORCYCLE
(OKADA)
PER DROP

YoY % = 50.02
MoM % = 4.82



WATER TRANSPORT:
WATER WAY
PASSENGER
TRANSPORTATION

YoY % = 33.34
MoM % = 3.89

TRANSPORT FARE WATCH - AUGUST 2021

Average Transport Fare by Categories -Ekiti State



AUGUST 2021



BUS JOURNEY
WITHIN CITY,
PER DROP
CONSTANT ROUTE

N536.14



BUS JOURNEY
INTERCITY,
STATE ROUTE,
CHARGE PER PERSON

N3235.24



AIR FARE CHARGE
FOR SPECIFIED
ROUTES SINGLE
JOURNEY

N36100.00



JOURNEY BY
MOTORCYCLE
(OKADA)
PER DROP

N291.35



WATER TRANSPORT:
WATER WAY
PASSENGER
TRANSPORTATION

N620.86

JULY 2021



BUS JOURNEY
WITHIN CITY,
PER DROP
CONSTANT ROUTE

N510.25



BUS JOURNEY
INTERCITY,
STATE ROUTE,
CHARGE PER PERSON

N3200.06



AIR FARE CHARGE
FOR SPECIFIED
ROUTES SINGLE
JOURNEY

N36200.00



JOURNEY BY
MOTORCYCLE
(OKADA)
PER DROP

N250.40



WATER TRANSPORT:
WATER WAY
PASSENGER
TRANSPORTATION

N600.70

YoY % & MoM %



BUS JOURNEY
WITHIN CITY,
PER DROP
CONSTANT ROUTE

YoY % = 38.66
MoM % = 5.07



BUS JOURNEY
INTERCITY,
STATE ROUTE,
CHARGE PER PERSON

YoY % = 11.56
MoM % = 1.10



AIR FARE CHARGE
FOR SPECIFIED
ROUTES SINGLE
JOURNEY

YoY % = 1.83
MoM % = -0.28



JOURNEY BY
MOTORCYCLE
(OKADA)
PER DROP

YoY % = 76.23
MoM % = 16.35



WATER TRANSPORT:
WATER WAY
PASSENGER
TRANSPORTATION

YoY % = 12.88
MoM % = 3.36

TRANSPORT FARE WATCH - AUGUST 2021

Average Transport Fare by Categories -Enugu State



AUGUST 2021



BUS JOURNEY
WITHIN CITY,
PER DROP
CONSTANT ROUTE

N383.09



BUS JOURNEY
INTERCITY,
STATE ROUTE,
CHARGE PER PERSON

N1965.03



AIR FARE CHARGE
FOR SPECIFIED
ROUTES SINGLE
JOURNEY

N35900.00



JOURNEY BY
MOTORCYCLE
(OKADA)
PER DROP

N284.21



WATER TRANSPORT:
WATER WAY
PASSENGER
TRANSPORTATION

N820.36

JULY 2021



BUS JOURNEY
WITHIN CITY,
PER DROP
CONSTANT ROUTE

N385.25



BUS JOURNEY
INTERCITY,
STATE ROUTE,
CHARGE PER PERSON

N1897.14



AIR FARE CHARGE
FOR SPECIFIED
ROUTES SINGLE
JOURNEY

N35800.00



JOURNEY BY
MOTORCYCLE
(OKADA)
PER DROP

N275.30



WATER TRANSPORT:
WATER WAY
PASSENGER
TRANSPORTATION

N804.20

YoY % & MoM %



BUS JOURNEY
WITHIN CITY,
PER DROP
CONSTANT ROUTE

YoY % = 52.87
MoM % = -0.56



BUS JOURNEY
INTERCITY,
STATE ROUTE,
CHARGE PER PERSON

YoY % = 35.51
MoM % = 3.58



AIR FARE CHARGE
FOR SPECIFIED
ROUTES SINGLE
JOURNEY

YoY % = -4.77
MoM % = 0.28



JOURNEY BY
MOTORCYCLE
(OKADA)
PER DROP

YoY % = 42.11
MoM % = 3.24



WATER TRANSPORT:
WATER WAY
PASSENGER
TRANSPORTATION

YoY % = 20.91
MoM % = 2.01

TRANSPORT FARE WATCH - AUGUST 2021

Average Transport Fare by Categories -Gombe State



AUGUST 2021



BUS JOURNEY
WITHIN CITY,
PER DROP
CONSTANT ROUTE

N438.70



BUS JOURNEY
INTERCITY,
STATE ROUTE,
CHARGE PER PERSON

N2300.52



AIR FARE CHARGE
FOR SPECIFIED
ROUTES SINGLE
JOURNEY

N35200.00



JOURNEY BY
MOTORCYCLE
(OKADA)
PER DROP

N256.45



WATER TRANSPORT:
WATER WAY
PASSENGER
TRANSPORTATION

N387.42

JULY 2021



BUS JOURNEY
WITHIN CITY,
PER DROP
CONSTANT ROUTE

N430.25



BUS JOURNEY
INTERCITY,
STATE ROUTE,
CHARGE PER PERSON

N2200.30



AIR FARE CHARGE
FOR SPECIFIED
ROUTES SINGLE
JOURNEY

N35000.00



JOURNEY BY
MOTORCYCLE
(OKADA)
PER DROP

N245.10



WATER TRANSPORT:
WATER WAY
PASSENGER
TRANSPORTATION

N362.40

YoY % & MoM %



BUS JOURNEY
WITHIN CITY,
PER DROP
CONSTANT ROUTE

YoY % = 108.28
MoM % = 1.96



BUS JOURNEY
INTERCITY,
STATE ROUTE,
CHARGE PER PERSON

YoY % = 28.46
MoM % = 4.55



AIR FARE CHARGE
FOR SPECIFIED
ROUTES SINGLE
JOURNEY

YoY % = -1.40
MoM % = 0.57



JOURNEY BY
MOTORCYCLE
(OKADA)
PER DROP

YoY % = 70.55
MoM % = 4.63



WATER TRANSPORT:
WATER WAY
PASSENGER
TRANSPORTATION

YoY % = 93.71
MoM % = 6.90

TRANSPORT FARE WATCH - AUGUST 2021

Average Transport Fare by Categories -Imo State



AUGUST 2021



BUS JOURNEY
WITHIN CITY,
PER DROP
CONSTANT ROUTE

N483.24



BUS JOURNEY
INTERCITY,
STATE ROUTE,
CHARGE PER PERSON

N2800.27



AIR FARE CHARGE
FOR SPECIFIED
ROUTES SINGLE
JOURNEY

N37800.00



JOURNEY BY
MOTORCYCLE
(OKADA)
PER DROP

N450.15



WATER TRANSPORT:
WATER WAY
PASSENGER
TRANSPORTATION

N670.20

JULY 2021



BUS JOURNEY
WITHIN CITY,
PER DROP
CONSTANT ROUTE

N450.80



BUS JOURNEY
INTERCITY,
STATE ROUTE,
CHARGE PER PERSON

N2769.14



AIR FARE CHARGE
FOR SPECIFIED
ROUTES SINGLE
JOURNEY

N37500.00



JOURNEY BY
MOTORCYCLE
(OKADA)
PER DROP

N430.55



WATER TRANSPORT:
WATER WAY
PASSENGER
TRANSPORTATION

N650.87

YoY % & MoM %



BUS JOURNEY
WITHIN CITY,
PER DROP
CONSTANT ROUTE

YoY % = 109.98
MoM % = 7.20



BUS JOURNEY
INTERCITY,
STATE ROUTE,
CHARGE PER PERSON

YoY % = 36.59
MoM % = 1.12



AIR FARE CHARGE
FOR SPECIFIED
ROUTES SINGLE
JOURNEY

YoY % = 2.16
MoM % = 0.80



JOURNEY BY
MOTORCYCLE
(OKADA)
PER DROP

YoY % = 52.70
MoM % = 4.55



WATER TRANSPORT:
WATER WAY
PASSENGER
TRANSPORTATION

YoY % = 11.70
MoM % = 2.97

TRANSPORT FARE WATCH - AUGUST 2021

Average Transport Fare by Categories -Jigawa State



AUGUST 2021



BUS JOURNEY
WITHIN CITY,
PER DROP
CONSTANT ROUTE

N523.14



BUS JOURNEY
INTERCITY,
STATE ROUTE,
CHARGE PER PERSON

N2300.06



AIR FARE CHARGE
FOR SPECIFIED
ROUTES SINGLE
JOURNEY

N37900.00



JOURNEY BY
MOTORCYCLE
(OKADA)
PER DROP

N200.10



WATER TRANSPORT:
WATER WAY
PASSENGER
TRANSPORTATION

N845.12

JULY 2021



BUS JOURNEY
WITHIN CITY,
PER DROP
CONSTANT ROUTE

N500.13



BUS JOURNEY
INTERCITY,
STATE ROUTE,
CHARGE PER PERSON

N2256.21



AIR FARE CHARGE
FOR SPECIFIED
ROUTES SINGLE
JOURNEY

N37800.00



JOURNEY BY
MOTORCYCLE
(OKADA)
PER DROP

N200.76



WATER TRANSPORT:
WATER WAY
PASSENGER
TRANSPORTATION

N850.45

YoY % & MoM %



BUS JOURNEY
WITHIN CITY,
PER DROP
CONSTANT ROUTE

YoY % = 86.33
MoM % = 4.60



BUS JOURNEY
INTERCITY,
STATE ROUTE,
CHARGE PER PERSON

YoY % = 24.59
MoM % = 1.94



AIR FARE CHARGE
FOR SPECIFIED
ROUTES SINGLE
JOURNEY

YoY % = -1.56
MoM % = 0.26



JOURNEY BY
MOTORCYCLE
(OKADA)
PER DROP

YoY % = 33.40
MoM % = -0.33



WATER TRANSPORT:
WATER WAY
PASSENGER
TRANSPORTATION

YoY % = 14.13
MoM % = -0.63

TRANSPORT FARE WATCH - AUGUST 2021

Average Transport Fare by Categories -Kaduna State



AUGUST 2021



BUS JOURNEY
WITHIN CITY,
PER DROP
CONSTANT ROUTE

N425.36



BUS JOURNEY
INTERCITY,
STATE ROUTE,
CHARGE PER PERSON

N2700.01



AIR FARE CHARGE
FOR SPECIFIED
ROUTES SINGLE
JOURNEY

N37300.00



JOURNEY BY
MOTORCYCLE
(OKADA)
PER DROP

N180.32



WATER TRANSPORT:
WATER WAY
PASSENGER
TRANSPORTATION

N550.04

JULY 2021



BUS JOURNEY
WITHIN CITY,
PER DROP
CONSTANT ROUTE

N400.30



BUS JOURNEY
INTERCITY,
STATE ROUTE,
CHARGE PER PERSON

N2650.42



AIR FARE CHARGE
FOR SPECIFIED
ROUTES SINGLE
JOURNEY

N37400.00



JOURNEY BY
MOTORCYCLE
(OKADA)
PER DROP

N170.08



WATER TRANSPORT:
WATER WAY
PASSENGER
TRANSPORTATION

N535.10

YoY % & MoM %



BUS JOURNEY
WITHIN CITY,
PER DROP
CONSTANT ROUTE

YoY % = 49.86
MoM % = 6.26



BUS JOURNEY
INTERCITY,
STATE ROUTE,
CHARGE PER PERSON

YoY % = 37.05
MoM % = 1.87



AIR FARE CHARGE
FOR SPECIFIED
ROUTES SINGLE
JOURNEY

YoY % = -0.53
MoM % = -0.27



JOURNEY BY
MOTORCYCLE
(OKADA)
PER DROP

YoY % = 44.14
MoM % = 6.02



WATER TRANSPORT:
WATER WAY
PASSENGER
TRANSPORTATION

YoY % = 54.81
MoM % = 2.79

TRANSPORT FARE WATCH - AUGUST 2021

Average Transport Fare by Categories -Kano State



AUGUST 2021



BUS JOURNEY
WITHIN CITY,
PER DROP
CONSTANT ROUTE

N468.24



BUS JOURNEY
INTERCITY,
STATE ROUTE,
CHARGE PER PERSON

N2200.07



AIR FARE CHARGE
FOR SPECIFIED
ROUTES SINGLE
JOURNEY

N36000.00



JOURNEY BY
MOTORCYCLE
(OKADA)
PER DROP

N245.03



WATER TRANSPORT:
WATER WAY
PASSENGER
TRANSPORTATION

N520.14

JULY 2021



BUS JOURNEY
WITHIN CITY,
PER DROP
CONSTANT ROUTE

N460.78



BUS JOURNEY
INTERCITY,
STATE ROUTE,
CHARGE PER PERSON

N2160.20



AIR FARE CHARGE
FOR SPECIFIED
ROUTES SINGLE
JOURNEY

N36000.00



JOURNEY BY
MOTORCYCLE
(OKADA)
PER DROP

N230.12



WATER TRANSPORT:
WATER WAY
PASSENGER
TRANSPORTATION

N514.20

YoY % & MoM %



BUS JOURNEY
WITHIN CITY,
PER DROP
CONSTANT ROUTE

YoY % = 65.13
MoM % = 1.62



BUS JOURNEY
INTERCITY,
STATE ROUTE,
CHARGE PER PERSON

YoY % = 31.72
MoM % = 1.85



AIR FARE CHARGE
FOR SPECIFIED
ROUTES SINGLE
JOURNEY

YoY % = 1.41
MoM % = 0.00



JOURNEY BY
MOTORCYCLE
(OKADA)
PER DROP

YoY % = 30.75
MoM % = 6.48



WATER TRANSPORT:
WATER WAY
PASSENGER
TRANSPORTATION

YoY % = 5.68
MoM % = 1.16

TRANSPORT FARE WATCH - AUGUST 2021

Average Transport Fare by Categories -Katsina State



AUGUST 2021



BUS JOURNEY
WITHIN CITY,
PER DROP
CONSTANT ROUTE

N397.50



BUS JOURNEY
INTERCITY,
STATE ROUTE,
CHARGE PER PERSON

N3240.11



AIR FARE CHARGE
FOR SPECIFIED
ROUTES SINGLE
JOURNEY

N36200.00



JOURNEY BY
MOTORCYCLE
(OKADA)
PER DROP

N180.27



WATER TRANSPORT:
WATER WAY
PASSENGER
TRANSPORTATION

N700.55

JULY 2021



BUS JOURNEY
WITHIN CITY,
PER DROP
CONSTANT ROUTE

N380.70



BUS JOURNEY
INTERCITY,
STATE ROUTE,
CHARGE PER PERSON

N3190.40



AIR FARE CHARGE
FOR SPECIFIED
ROUTES SINGLE
JOURNEY

N36000.00



JOURNEY BY
MOTORCYCLE
(OKADA)
PER DROP

N176.14



WATER TRANSPORT:
WATER WAY
PASSENGER
TRANSPORTATION

N720.05

YoY % & MoM %



BUS JOURNEY
WITHIN CITY,
PER DROP
CONSTANT ROUTE

YoY % = 37.17
MoM % = 4.41



BUS JOURNEY
INTERCITY,
STATE ROUTE,
CHARGE PER PERSON

YoY % = 51.38
MoM % = 1.56



AIR FARE CHARGE
FOR SPECIFIED
ROUTES SINGLE
JOURNEY

YoY % = 3.43
MoM % = 0.56



JOURNEY BY
MOTORCYCLE
(OKADA)
PER DROP

YoY % = 85.08
MoM % = 2.34



WATER TRANSPORT:
WATER WAY
PASSENGER
TRANSPORTATION

YoY % = 28.25
MoM % = -2.71

TRANSPORT FARE WATCH - AUGUST 2021

Average Transport Fare by Categories -Kebbi State



AUGUST 2021



BUS JOURNEY
WITHIN CITY,
PER DROP
CONSTANT ROUTE

N370.23



BUS JOURNEY
INTERCITY,
STATE ROUTE,
CHARGE PER PERSON

N2702.15



AIR FARE CHARGE
FOR SPECIFIED
ROUTES SINGLE
JOURNEY

N36600.00



JOURNEY BY
MOTORCYCLE
(OKADA)
PER DROP

N184.02



WATER TRANSPORT:
WATER WAY
PASSENGER
TRANSPORTATION

N360.11

JULY 2021



BUS JOURNEY
WITHIN CITY,
PER DROP
CONSTANT ROUTE

N360.13



BUS JOURNEY
INTERCITY,
STATE ROUTE,
CHARGE PER PERSON

N2647.20



AIR FARE CHARGE
FOR SPECIFIED
ROUTES SINGLE
JOURNEY

N36550.00



JOURNEY BY
MOTORCYCLE
(OKADA)
PER DROP

N175.45



WATER TRANSPORT:
WATER WAY
PASSENGER
TRANSPORTATION

N365.70

YoY % & MoM %



BUS JOURNEY
WITHIN CITY,
PER DROP
CONSTANT ROUTE

YoY % = 105.48
MoM % = 2.80



BUS JOURNEY
INTERCITY,
STATE ROUTE,
CHARGE PER PERSON

YoY % = 24.34
MoM % = 2.08



AIR FARE CHARGE
FOR SPECIFIED
ROUTES SINGLE
JOURNEY

YoY % = 3.39
MoM % = 0.14



JOURNEY BY
MOTORCYCLE
(OKADA)
PER DROP

YoY % = 83.56
MoM % = 4.88



WATER TRANSPORT:
WATER WAY
PASSENGER
TRANSPORTATION

YoY % = 20.37
MoM % = -1.53

TRANSPORT FARE WATCH - AUGUST 2021

Average Transport Fare by Categories -Kogi State



AUGUST 2021



BUS JOURNEY
WITHIN CITY,
PER DROP
CONSTANT ROUTE

N400.25



BUS JOURNEY
INTERCITY,
STATE ROUTE,
CHARGE PER PERSON

N3290.36



AIR FARE CHARGE
FOR SPECIFIED
ROUTES SINGLE
JOURNEY

N37000.00



JOURNEY BY
MOTORCYCLE
(OKADA)
PER DROP

N400.45



WATER TRANSPORT:
WATER WAY
PASSENGER
TRANSPORTATION

N855.12

JULY 2021



BUS JOURNEY
WITHIN CITY,
PER DROP
CONSTANT ROUTE

N398.21



BUS JOURNEY
INTERCITY,
STATE ROUTE,
CHARGE PER PERSON

N3250.75



AIR FARE CHARGE
FOR SPECIFIED
ROUTES SINGLE
JOURNEY

N36500.00



JOURNEY BY
MOTORCYCLE
(OKADA)
PER DROP

N410.28



WATER TRANSPORT:
WATER WAY
PASSENGER
TRANSPORTATION

N830.14

YoY % & MoM %



BUS JOURNEY
WITHIN CITY,
PER DROP
CONSTANT ROUTE

YoY % = 33.30
MoM % = 0.51



BUS JOURNEY
INTERCITY,
STATE ROUTE,
CHARGE PER PERSON

YoY % = 19.38
MoM % = 1.22



AIR FARE CHARGE
FOR SPECIFIED
ROUTES SINGLE
JOURNEY

YoY % = 4.96
MoM % = 1.37



JOURNEY BY
MOTORCYCLE
(OKADA)
PER DROP

YoY % = 33.24
MoM % = -2.40



WATER TRANSPORT:
WATER WAY
PASSENGER
TRANSPORTATION

YoY % = 22.47
MoM % = 3.01

TRANSPORT FARE WATCH - AUGUST 2021

Average Transport Fare by Categories -Kwara State



AUGUST 2021



BUS JOURNEY
WITHIN CITY,
PER DROP
CONSTANT ROUTE

N340.25



BUS JOURNEY
INTERCITY,
STATE ROUTE,
CHARGE PER PERSON

N2800.32



AIR FARE CHARGE
FOR SPECIFIED
ROUTES SINGLE
JOURNEY

N35800.00



JOURNEY BY
MOTORCYCLE
(OKADA)
PER DROP

N450.21



WATER TRANSPORT:
WATER WAY
PASSENGER
TRANSPORTATION

N980.33

JULY 2021



BUS JOURNEY
WITHIN CITY,
PER DROP
CONSTANT ROUTE

N320.40



BUS JOURNEY
INTERCITY,
STATE ROUTE,
CHARGE PER PERSON

N2800.05



AIR FARE CHARGE
FOR SPECIFIED
ROUTES SINGLE
JOURNEY

N35850.00



JOURNEY BY
MOTORCYCLE
(OKADA)
PER DROP

N405.30



WATER TRANSPORT:
WATER WAY
PASSENGER
TRANSPORTATION

N950.21

YoY % & MoM %



BUS JOURNEY
WITHIN CITY,
PER DROP
CONSTANT ROUTE

YoY % = 61.81
MoM % = 6.20



BUS JOURNEY
INTERCITY,
STATE ROUTE,
CHARGE PER PERSON

YoY % = 43.55
MoM % = 0.01



AIR FARE CHARGE
FOR SPECIFIED
ROUTES SINGLE
JOURNEY

YoY % = -1.92
MoM % = -0.14



JOURNEY BY
MOTORCYCLE
(OKADA)
PER DROP

YoY % = 56.61
MoM % = 11.08



WATER TRANSPORT:
WATER WAY
PASSENGER
TRANSPORTATION

YoY % = 29.74
MoM % = 3.17

TRANSPORT FARE WATCH - AUGUST 2021

Average Transport Fare by Categories -Lagos State



AUGUST 2021



BUS JOURNEY
WITHIN CITY,
PER DROP
CONSTANT ROUTE

N490.30



BUS JOURNEY
INTERCITY,
STATE ROUTE,
CHARGE PER PERSON

N3600.04



AIR FARE CHARGE
FOR SPECIFIED
ROUTES SINGLE
JOURNEY

N38200.00



JOURNEY BY
MOTORCYCLE
(OKADA)
PER DROP

N487.23



WATER TRANSPORT:
WATER WAY
PASSENGER
TRANSPORTATION

N810.02

JULY 2021



BUS JOURNEY
WITHIN CITY,
PER DROP
CONSTANT ROUTE

N460.20



BUS JOURNEY
INTERCITY,
STATE ROUTE,
CHARGE PER PERSON

N3589.55



AIR FARE CHARGE
FOR SPECIFIED
ROUTES SINGLE
JOURNEY

N38300.00



JOURNEY BY
MOTORCYCLE
(OKADA)
PER DROP

N450.20



WATER TRANSPORT:
WATER WAY
PASSENGER
TRANSPORTATION

N800.15

YoY % & MoM %



BUS JOURNEY
WITHIN CITY,
PER DROP
CONSTANT ROUTE

YoY % = 30.12
MoM % = 6.54



BUS JOURNEY
INTERCITY,
STATE ROUTE,
CHARGE PER PERSON

YoY % = 22.31
MoM % = 0.29



AIR FARE CHARGE
FOR SPECIFIED
ROUTES SINGLE
JOURNEY

YoY % = -3.54
MoM % = -0.26



JOURNEY BY
MOTORCYCLE
(OKADA)
PER DROP

YoY % = 62.41
MoM % = 8.23



WATER TRANSPORT:
WATER WAY
PASSENGER
TRANSPORTATION

YoY % = 19.88
MoM % = 1.23

TRANSPORT FARE WATCH - AUGUST 2021

Average Transport Fare by Categories -Nasarawa State



AUGUST 2021



BUS JOURNEY
WITHIN CITY,
PER DROP
CONSTANT ROUTE

N540.32



BUS JOURNEY
INTERCITY,
STATE ROUTE,
CHARGE PER PERSON

N2455.01



AIR FARE CHARGE
FOR SPECIFIED
ROUTES SINGLE
JOURNEY

N36500.00



JOURNEY BY
MOTORCYCLE
(OKADA)
PER DROP

N350.10



WATER TRANSPORT:
WATER WAY
PASSENGER
TRANSPORTATION

N640.25

JULY 2021



BUS JOURNEY
WITHIN CITY,
PER DROP
CONSTANT ROUTE

N520.04



BUS JOURNEY
INTERCITY,
STATE ROUTE,
CHARGE PER PERSON

N2390.67



AIR FARE CHARGE
FOR SPECIFIED
ROUTES SINGLE
JOURNEY

N36200.00



JOURNEY BY
MOTORCYCLE
(OKADA)
PER DROP

N300.18



WATER TRANSPORT:
WATER WAY
PASSENGER
TRANSPORTATION

N645.34

YoY % & MoM %



BUS JOURNEY
WITHIN CITY,
PER DROP
CONSTANT ROUTE

YoY % = 39.92
MoM % = 3.90



BUS JOURNEY
INTERCITY,
STATE ROUTE,
CHARGE PER PERSON

YoY % = 24.41
MoM % = 2.69



AIR FARE CHARGE
FOR SPECIFIED
ROUTES SINGLE
JOURNEY

YoY % = 2.53
MoM % = 0.83



JOURNEY BY
MOTORCYCLE
(OKADA)
PER DROP

YoY % = 89.42
MoM % = 16.63



WATER TRANSPORT:
WATER WAY
PASSENGER
TRANSPORTATION

YoY % = 22.36
MoM % = -0.79

TRANSPORT FARE WATCH - AUGUST 2021

Average Transport Fare by Categories -Niger State



AUGUST 2021



BUS JOURNEY
WITHIN CITY,
PER DROP
CONSTANT ROUTE

N445.28



BUS JOURNEY
INTERCITY,
STATE ROUTE,
CHARGE PER PERSON

N2400.03



AIR FARE CHARGE
FOR SPECIFIED
ROUTES SINGLE
JOURNEY

N36600.00



JOURNEY BY
MOTORCYCLE
(OKADA)
PER DROP

N180.12



WATER TRANSPORT:
WATER WAY
PASSENGER
TRANSPORTATION

N380.34

JULY 2021



BUS JOURNEY
WITHIN CITY,
PER DROP
CONSTANT ROUTE

N430.50



BUS JOURNEY
INTERCITY,
STATE ROUTE,
CHARGE PER PERSON

N2340.60



AIR FARE CHARGE
FOR SPECIFIED
ROUTES SINGLE
JOURNEY

N36700.00



JOURNEY BY
MOTORCYCLE
(OKADA)
PER DROP

N176.10



WATER TRANSPORT:
WATER WAY
PASSENGER
TRANSPORTATION

N375.20

YoY % & MoM %



BUS JOURNEY
WITHIN CITY,
PER DROP
CONSTANT ROUTE

YoY % = 62.94
MoM % = 3.43



BUS JOURNEY
INTERCITY,
STATE ROUTE,
CHARGE PER PERSON

YoY % = 23.58
MoM % = 2.54



AIR FARE CHARGE
FOR SPECIFIED
ROUTES SINGLE
JOURNEY

YoY % = -4.94
MoM % = -0.27



JOURNEY BY
MOTORCYCLE
(OKADA)
PER DROP

YoY % = 33.67
MoM % = 2.28



WATER TRANSPORT:
WATER WAY
PASSENGER
TRANSPORTATION

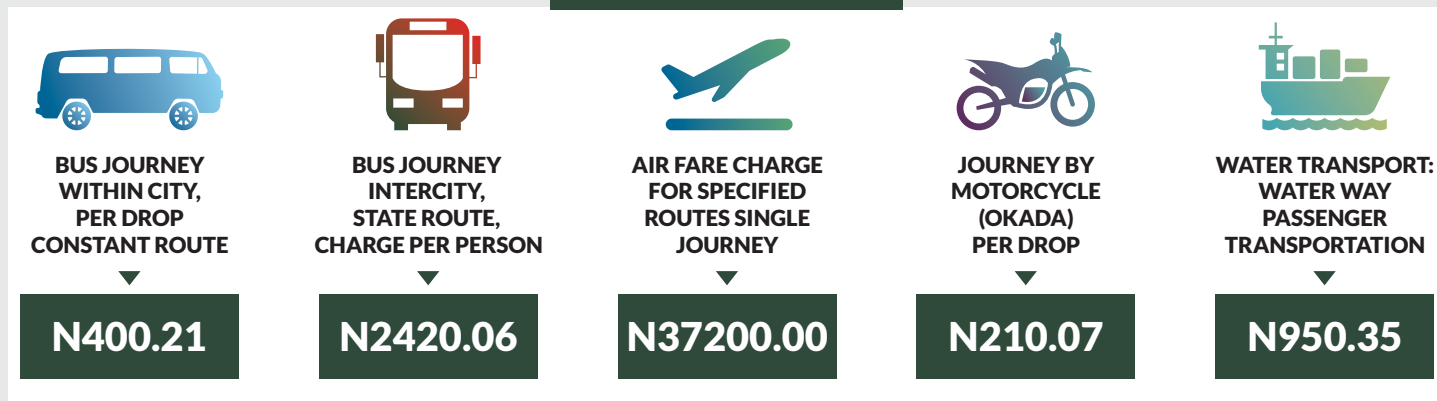
YoY % = 30.35
MoM % = 1.37

TRANSPORT FARE WATCH - AUGUST 2021

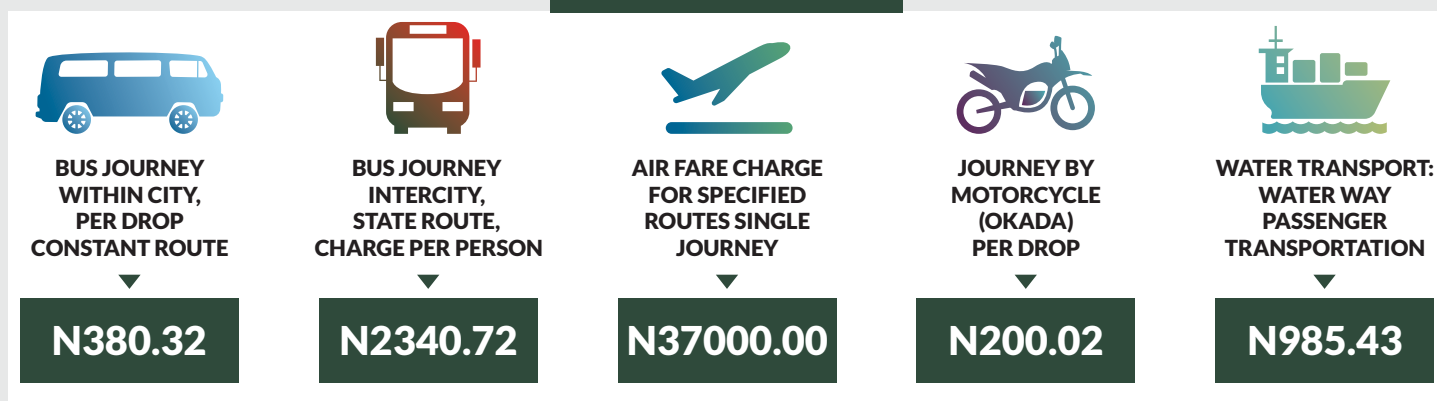
Average Transport Fare by Categories -Ogun State



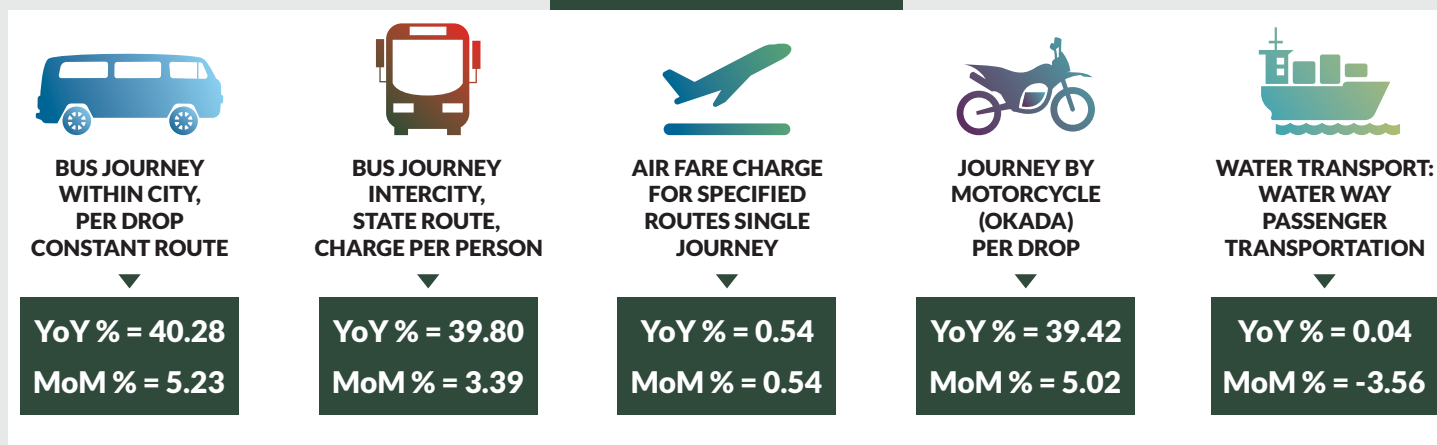
AUGUST 2021



JULY 2021

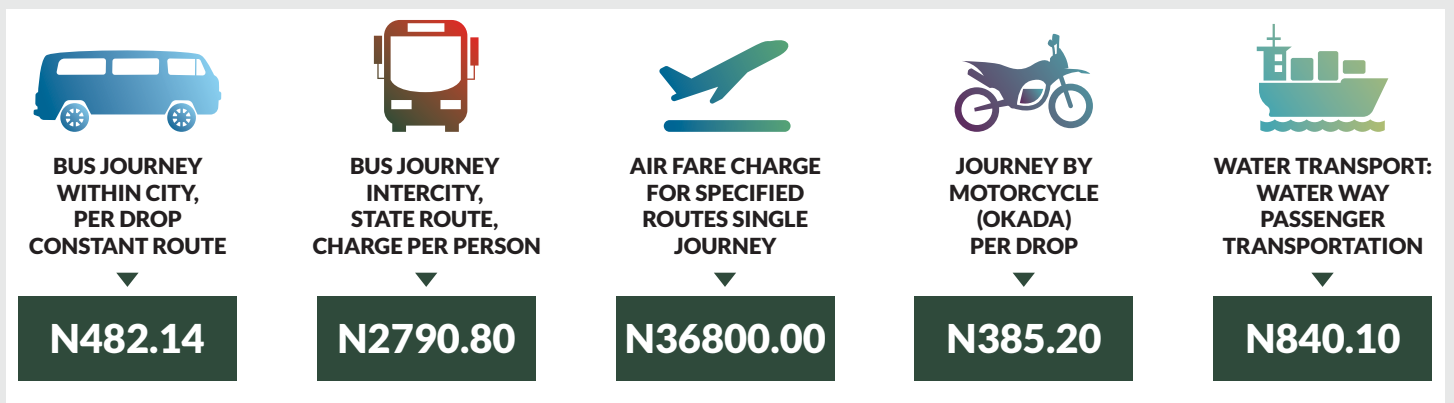
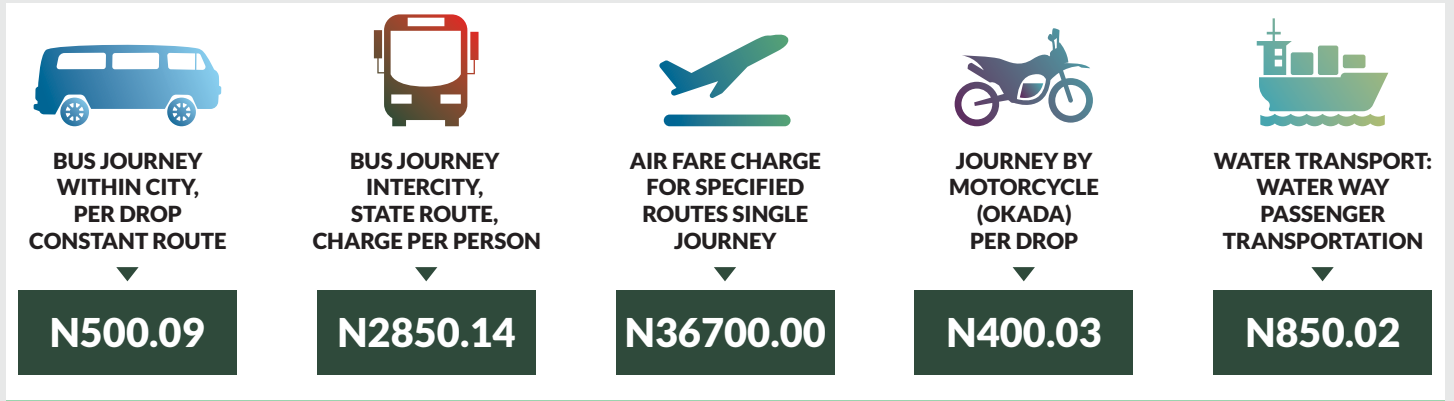


YoY % & MoM %

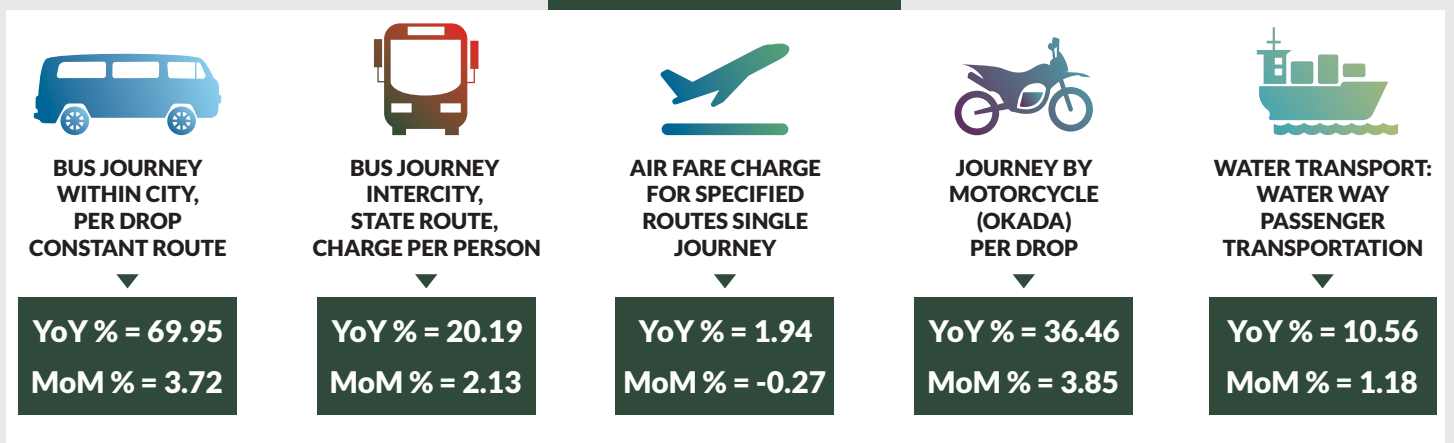


TRANSPORT FARE WATCH - AUGUST 2021

Average Transport Fare by Categories -Ondo State



YoY % & MoM %



TRANSPORT FARE WATCH - AUGUST 2021

Average Transport Fare by Categories -Osun State



AUGUST 2021



BUS JOURNEY
WITHIN CITY,
PER DROP
CONSTANT ROUTE

N369.15



BUS JOURNEY
INTERCITY,
STATE ROUTE,
CHARGE PER PERSON

N2100.32



AIR FARE CHARGE
FOR SPECIFIED
ROUTES SINGLE
JOURNEY

N36800.00



JOURNEY BY
MOTORCYCLE
(OKADA)
PER DROP

N300.24



WATER TRANSPORT:
WATER WAY
PASSENGER
TRANSPORTATION

N664.10

JULY 2021



BUS JOURNEY
WITHIN CITY,
PER DROP
CONSTANT ROUTE

N355.43



BUS JOURNEY
INTERCITY,
STATE ROUTE,
CHARGE PER PERSON

N2000.25



AIR FARE CHARGE
FOR SPECIFIED
ROUTES SINGLE
JOURNEY

N36500.00



JOURNEY BY
MOTORCYCLE
(OKADA)
PER DROP

N275.34



WATER TRANSPORT:
WATER WAY
PASSENGER
TRANSPORTATION

N655.08

YoY % & MoM %



BUS JOURNEY
WITHIN CITY,
PER DROP
CONSTANT ROUTE

YoY % = 47.19
MoM % = 3.86



BUS JOURNEY
INTERCITY,
STATE ROUTE,
CHARGE PER PERSON

YoY % = 28.00
MoM % = 5.00



AIR FARE CHARGE
FOR SPECIFIED
ROUTES SINGLE
JOURNEY

YoY % = 3.08
MoM % = 0.82



JOURNEY BY
MOTORCYCLE
(OKADA)
PER DROP

YoY % = 49.78
MoM % = 9.04



WATER TRANSPORT:
WATER WAY
PASSENGER
TRANSPORTATION

YoY % = 13.97
MoM % = 1.38

TRANSPORT FARE WATCH - AUGUST 2021

Average Transport Fare by Categories -Oyo State



AUGUST 2021



BUS JOURNEY
WITHIN CITY,
PER DROP
CONSTANT ROUTE

N220.48



BUS JOURNEY
INTERCITY,
STATE ROUTE,
CHARGE PER PERSON

N2752.01



AIR FARE CHARGE
FOR SPECIFIED
ROUTES SINGLE
JOURNEY

N36600.00



JOURNEY BY
MOTORCYCLE
(OKADA)
PER DROP

N300.14



WATER TRANSPORT:
WATER WAY
PASSENGER
TRANSPORTATION

N650.20

JULY 2021



BUS JOURNEY
WITHIN CITY,
PER DROP
CONSTANT ROUTE

N210.30



BUS JOURNEY
INTERCITY,
STATE ROUTE,
CHARGE PER PERSON

N2650.45



AIR FARE CHARGE
FOR SPECIFIED
ROUTES SINGLE
JOURNEY

N36800.00



JOURNEY BY
MOTORCYCLE
(OKADA)
PER DROP

N274.05



WATER TRANSPORT:
WATER WAY
PASSENGER
TRANSPORTATION

N640.10

YoY % & MoM %



BUS JOURNEY
WITHIN CITY,
PER DROP
CONSTANT ROUTE

YoY % = -31.12
MoM % = 4.84



BUS JOURNEY
INTERCITY,
STATE ROUTE,
CHARGE PER PERSON

YoY % = 25.06
MoM % = 3.83



AIR FARE CHARGE
FOR SPECIFIED
ROUTES SINGLE
JOURNEY

YoY % = 2.33
MoM % = -0.54



JOURNEY BY
MOTORCYCLE
(OKADA)
PER DROP

YoY % = 66.92
MoM % = 9.52



WATER TRANSPORT:
WATER WAY
PASSENGER
TRANSPORTATION

YoY % = 11.64
MoM % = 1.58

TRANSPORT FARE WATCH - AUGUST 2021

Average Transport Fare by Categories -Plateau State



AUGUST 2021



BUS JOURNEY
WITHIN CITY,
PER DROP
CONSTANT ROUTE

N497.35



BUS JOURNEY
INTERCITY,
STATE ROUTE,
CHARGE PER PERSON

N3255.45



AIR FARE CHARGE
FOR SPECIFIED
ROUTES SINGLE
JOURNEY

N36700.00



JOURNEY BY
MOTORCYCLE
(OKADA)
PER DROP

N340.18



WATER TRANSPORT:
WATER WAY
PASSENGER
TRANSPORTATION

N610.21

JULY 2021



BUS JOURNEY
WITHIN CITY,
PER DROP
CONSTANT ROUTE

N483.09



BUS JOURNEY
INTERCITY,
STATE ROUTE,
CHARGE PER PERSON

N3200.12



AIR FARE CHARGE
FOR SPECIFIED
ROUTES SINGLE
JOURNEY

N36500.00



JOURNEY BY
MOTORCYCLE
(OKADA)
PER DROP

N330.02



WATER TRANSPORT:
WATER WAY
PASSENGER
TRANSPORTATION

N638.50

YoY % & MoM %



BUS JOURNEY
WITHIN CITY,
PER DROP
CONSTANT ROUTE

YoY % = 59.94
MoM % = 2.95



BUS JOURNEY
INTERCITY,
STATE ROUTE,
CHARGE PER PERSON

YoY % = 14.82
MoM % = 1.73



AIR FARE CHARGE
FOR SPECIFIED
ROUTES SINGLE
JOURNEY

YoY % = -3.17
MoM % = 0.55



JOURNEY BY
MOTORCYCLE
(OKADA)
PER DROP

YoY % = 75.17
MoM % = 3.08



WATER TRANSPORT:
WATER WAY
PASSENGER
TRANSPORTATION

YoY % = 22.04
MoM % = -4.43

TRANSPORT FARE WATCH - AUGUST 2021

Average Transport Fare by Categories -Rivers State



AUGUST 2021



BUS JOURNEY
WITHIN CITY,
PER DROP
CONSTANT ROUTE

N320.47



BUS JOURNEY
INTERCITY,
STATE ROUTE,
CHARGE PER PERSON

N2243.16



AIR FARE CHARGE
FOR SPECIFIED
ROUTES SINGLE
JOURNEY

N38900.00



JOURNEY BY
MOTORCYCLE
(OKADA)
PER DROP

N417.25



WATER TRANSPORT:
WATER WAY
PASSENGER
TRANSPORTATION

N2300.06

JULY 2021



BUS JOURNEY
WITHIN CITY,
PER DROP
CONSTANT ROUTE

N300.25



BUS JOURNEY
INTERCITY,
STATE ROUTE,
CHARGE PER PERSON

N2195.43



AIR FARE CHARGE
FOR SPECIFIED
ROUTES SINGLE
JOURNEY

N38550.00



JOURNEY BY
MOTORCYCLE
(OKADA)
PER DROP

N425.10



WATER TRANSPORT:
WATER WAY
PASSENGER
TRANSPORTATION

N2290.23

YoY % & MoM %



BUS JOURNEY
WITHIN CITY,
PER DROP
CONSTANT ROUTE

YoY % = 75.70
MoM % = 6.73



BUS JOURNEY
INTERCITY,
STATE ROUTE,
CHARGE PER PERSON

YoY % = 20.27
MoM % = 2.17



AIR FARE CHARGE
FOR SPECIFIED
ROUTES SINGLE
JOURNEY

YoY % = -0.26
MoM % = 0.91



JOURNEY BY
MOTORCYCLE
(OKADA)
PER DROP

YoY % = 38.86
MoM % = -1.85



WATER TRANSPORT:
WATER WAY
PASSENGER
TRANSPORTATION

YoY % = 14.68
MoM % = 0.43

TRANSPORT FARE WATCH - AUGUST 2021

Average Transport Fare by Categories -Sokoto State



AUGUST 2021



BUS JOURNEY
WITHIN CITY,
PER DROP
CONSTANT ROUTE

N380.22



BUS JOURNEY
INTERCITY,
STATE ROUTE,
CHARGE PER PERSON

N3450.16



AIR FARE CHARGE
FOR SPECIFIED
ROUTES SINGLE
JOURNEY

N33700.00



JOURNEY BY
MOTORCYCLE
(OKADA)
PER DROP

N185.04



WATER TRANSPORT:
WATER WAY
PASSENGER
TRANSPORTATION

N780.06

JULY 2021



BUS JOURNEY
WITHIN CITY,
PER DROP
CONSTANT ROUTE

N368.40



BUS JOURNEY
INTERCITY,
STATE ROUTE,
CHARGE PER PERSON

N3390.00



AIR FARE CHARGE
FOR SPECIFIED
ROUTES SINGLE
JOURNEY

N33800.00



JOURNEY BY
MOTORCYCLE
(OKADA)
PER DROP

N178.15



WATER TRANSPORT:
WATER WAY
PASSENGER
TRANSPORTATION

N756.20

YoY % & MoM %



BUS JOURNEY
WITHIN CITY,
PER DROP
CONSTANT ROUTE

YoY % = 72.01
MoM % = 3.21



BUS JOURNEY
INTERCITY,
STATE ROUTE,
CHARGE PER PERSON

YoY % = 16.83
MoM % = 1.77



AIR FARE CHARGE
FOR SPECIFIED
ROUTES SINGLE
JOURNEY

YoY % = 3.69
MoM % = -0.30



JOURNEY BY
MOTORCYCLE
(OKADA)
PER DROP

YoY % = 53.50
MoM % = 3.87



WATER TRANSPORT:
WATER WAY
PASSENGER
TRANSPORTATION

YoY % = 56.01
MoM % = 3.16

TRANSPORT FARE WATCH - AUGUST 2021

Average Transport Fare by Categories -Taraba State



AUGUST 2021



BUS JOURNEY
WITHIN CITY,
PER DROP
CONSTANT ROUTE

N550.13



BUS JOURNEY
INTERCITY,
STATE ROUTE,
CHARGE PER PERSON

N2500.02



AIR FARE CHARGE
FOR SPECIFIED
ROUTES SINGLE
JOURNEY

N35600.00



JOURNEY BY
MOTORCYCLE
(OKADA)
PER DROP

N465.08



WATER TRANSPORT:
WATER WAY
PASSENGER
TRANSPORTATION

N380.20

JULY 2021



BUS JOURNEY
WITHIN CITY,
PER DROP
CONSTANT ROUTE

N530.45



BUS JOURNEY
INTERCITY,
STATE ROUTE,
CHARGE PER PERSON

N2455.20



AIR FARE CHARGE
FOR SPECIFIED
ROUTES SINGLE
JOURNEY

N35700.00



JOURNEY BY
MOTORCYCLE
(OKADA)
PER DROP

N450.05



WATER TRANSPORT:
WATER WAY
PASSENGER
TRANSPORTATION

N384.96

YoY % & MoM %



BUS JOURNEY
WITHIN CITY,
PER DROP
CONSTANT ROUTE

YoY % = 77.09
MoM % = 3.71



BUS JOURNEY
INTERCITY,
STATE ROUTE,
CHARGE PER PERSON

YoY % = 20.45
MoM % = 1.83



AIR FARE CHARGE
FOR SPECIFIED
ROUTES SINGLE
JOURNEY

YoY % = -1.11
MoM % = -0.28



JOURNEY BY
MOTORCYCLE
(OKADA)
PER DROP

YoY % = 64.22
MoM % = 3.34



WATER TRANSPORT:
WATER WAY
PASSENGER
TRANSPORTATION

YoY % = -2.71
MoM % = -1.24

TRANSPORT FARE WATCH - AUGUST 2021

Average Transport Fare by Categories -Yobe State



AUGUST 2021



BUS JOURNEY
WITHIN CITY,
PER DROP
CONSTANT ROUTE

N450.29



BUS JOURNEY
INTERCITY,
STATE ROUTE,
CHARGE PER PERSON

N2100.24



AIR FARE CHARGE
FOR SPECIFIED
ROUTES SINGLE
JOURNEY

N37000.00



JOURNEY BY
MOTORCYCLE
(OKADA)
PER DROP

N500.45



WATER TRANSPORT:
WATER WAY
PASSENGER
TRANSPORTATION

N502.13

JULY 2021



BUS JOURNEY
WITHIN CITY,
PER DROP
CONSTANT ROUTE

N428.30



BUS JOURNEY
INTERCITY,
STATE ROUTE,
CHARGE PER PERSON

N2020.14



AIR FARE CHARGE
FOR SPECIFIED
ROUTES SINGLE
JOURNEY

N37500.00



JOURNEY BY
MOTORCYCLE
(OKADA)
PER DROP

N460.05



WATER TRANSPORT:
WATER WAY
PASSENGER
TRANSPORTATION

N510.20

YoY % & MoM %



BUS JOURNEY
WITHIN CITY,
PER DROP
CONSTANT ROUTE

YoY % = 59.01
MoM % = 5.13



BUS JOURNEY
INTERCITY,
STATE ROUTE,
CHARGE PER PERSON

YoY % = 19.29
MoM % = 3.97



AIR FARE CHARGE
FOR SPECIFIED
ROUTES SINGLE
JOURNEY

YoY % = -0.54
MoM % = -1.33



JOURNEY BY
MOTORCYCLE
(OKADA)
PER DROP

YoY % = 71.78
MoM % = 8.78



WATER TRANSPORT:
WATER WAY
PASSENGER
TRANSPORTATION

YoY % = 25.53
MoM % = -1.58

TRANSPORT FARE WATCH - AUGUST 2021

Average Transport Fare by Categories -Zamfara State



AUGUST 2021



BUS JOURNEY
WITHIN CITY,
PER DROP
CONSTANT ROUTE

N670.28



BUS JOURNEY
INTERCITY,
STATE ROUTE,
CHARGE PER PERSON

N2000.36



AIR FARE CHARGE
FOR SPECIFIED
ROUTES SINGLE
JOURNEY

N37500.00



JOURNEY BY
MOTORCYCLE
(OKADA)
PER DROP

N230.17



WATER TRANSPORT:
WATER WAY
PASSENGER
TRANSPORTATION

N645.28

JULY 2021



BUS JOURNEY
WITHIN CITY,
PER DROP
CONSTANT ROUTE

N658.10



BUS JOURNEY
INTERCITY,
STATE ROUTE,
CHARGE PER PERSON

N1985.47



AIR FARE CHARGE
FOR SPECIFIED
ROUTES SINGLE
JOURNEY

N37000.00



JOURNEY BY
MOTORCYCLE
(OKADA)
PER DROP

N200.06



WATER TRANSPORT:
WATER WAY
PASSENGER
TRANSPORTATION

N650.50

YoY % & MoM %



BUS JOURNEY
WITHIN CITY,
PER DROP
CONSTANT ROUTE

YoY % = 21.85
MoM % = 1.85



BUS JOURNEY
INTERCITY,
STATE ROUTE,
CHARGE PER PERSON

YoY % = 24.98
MoM % = 0.75



AIR FARE CHARGE
FOR SPECIFIED
ROUTES SINGLE
JOURNEY

YoY % = 2.74
MoM % = 1.35



JOURNEY BY
MOTORCYCLE
(OKADA)
PER DROP

YoY % = 43.59
MoM % = 15.05



WATER TRANSPORT:
WATER WAY
PASSENGER
TRANSPORTATION

YoY % = 34.35
MoM % = -0.80

METHODOLOGY

Field work is done solely by over 700 NBS Staff in all States of the federation supported by supervisors who are monitored by internal and external observers.

Prices are collected across all the 774 local governments across all States and the FCT from over 10,000 respondents and locations and reflect actual fare households state they actually paid for those services.

The average of all these fares is then reported for each state and the average for the country is the average for the state.

NBS audit team subsequently conducts randomly selected verification of fares recorded.

ACKNOWLEDGEMENTS/CONTACTS

Acknowledgements


We acknowledge our technical partners, Proshare in the design, concept and production of this publication.





Contact Us

 @nigerianstat

 NBSNigeria

 www.nigerianstat.gov.ng

 **Head Office Address**
Plot 762, Independence Avenue, Central
Business District, FCT, Abuja Nigeria.

 +234 803 386 5388

 feedback@nigerianstat.gov.ng