



NATIONAL BUREAU OF STATISTICS

Liquefied Petroleum Gas (Cooking Gas) Price Watch

(AUGUST 2021)

Report Date: September 2021

Data Source: National Bureau of Statistics (NBS)

CONTENTS

Executive Summary	1
Average Cooking Gas Prices Across States – 5KG Refilling	2
Average Cooking Gas Prices Across Zones – 5KG Refilling	3
12 Month Average Prices – 5KG Refilling	4
Average Cooking Gas Prices Across States – 12.5KG Refilling	5
Average Cooking Gas Prices Across Zones – 12.5KG Refilling	6
12 Month Average Prices – 12.5KG Refilling	7
Appendix - Tables	8
Methodology	10
Acknowledgment and Contact	11

EXECUTIVE SUMMARY

Average price for the refilling of a 5kg cylinder for Liquefied Petroleum Gas (Cooking Gas) increased by 3.44% month-on-month and by 11.93% year-on-year to N2,215.33 in August 2021 from N2,141.59 in July 2021.

States with the highest average price for the refilling of a 5kg cylinder for Liquefied Petroleum Gas (Cooking Gas) were Akwa Ibom (N3,025.45), Benue (N2,825.00) and Jigawa (N2,521.43).

States with the lowest average price for the refilling of a 5kg cylinder for Liquefied Petroleum Gas (Cooking Gas) were Abuja (N1,806.66), Ondo (N1,840.81) and Lagos (N1,847.70).

Similarly, average price for the refilling of a 12.5kg cylinder for Liquefied Petroleum Gas (Cooking Gas) increased by 2.09% month-on-month and by 9.14% year-on-year to N4,514.82 in August 2021 from N4,422.32 in July 2021.

States with the highest average price for the refilling of a 12.5kg cylinder for Liquefied Petroleum Gas (Cooking Gas) were Abuja (N5,837.26), Kogi (N5,237.50) and Ogun (N5,170.83).

States with the lowest average price for the refilling of a 12.5kg cylinder for Liquefied Petroleum Gas (Cooking Gas) were Niger (N4,021.06), Kebbi (N4,042.91) and Jigawa (N4,079.26).

LIQUEFIED PETROLEUM GAS (COOKING GAS) PRICE WATCH - AUGUST 2021

Average Cooking Gas Prices Across States – 5KG Refilling



YoY = **11.93%**

N1979.15

AUGUST 2020 Average



AVERAGE

N2215.33



MoM = **3.44%**

N2141.59

JULY 2021 Average

STATES WITH THE HIGHEST AVERAGE PRICES IN AUGUST 2021



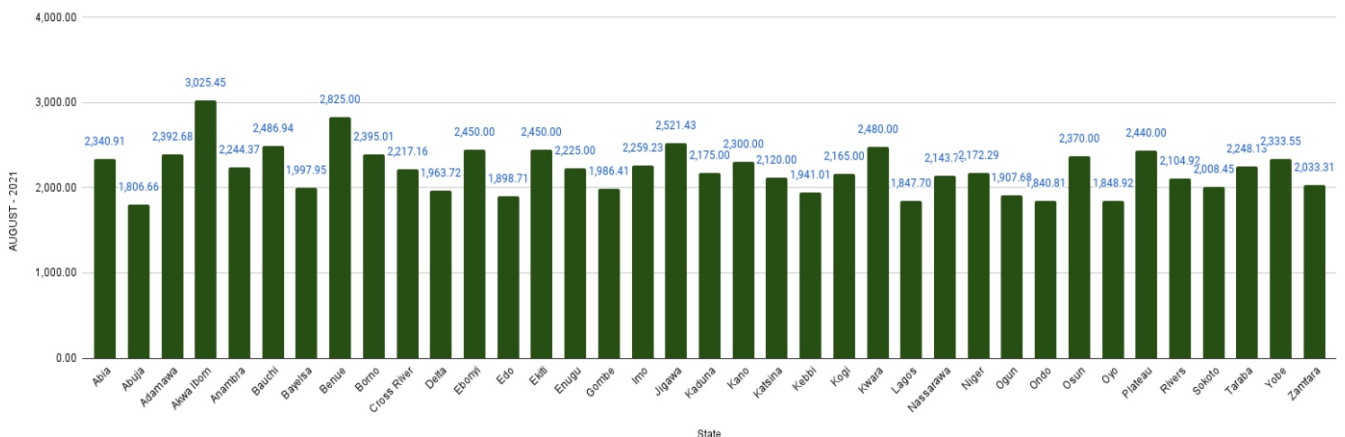
	Aug - 21	YoY%	MoM%
AKWA IBOM	3025.45	48.87	16.36
BENUE	2825.00	39.39	11.22
JIGAWA	2521.43	47.92	15.93

STATES WITH THE LOWEST AVERAGE PRICES IN AUGUST 2021



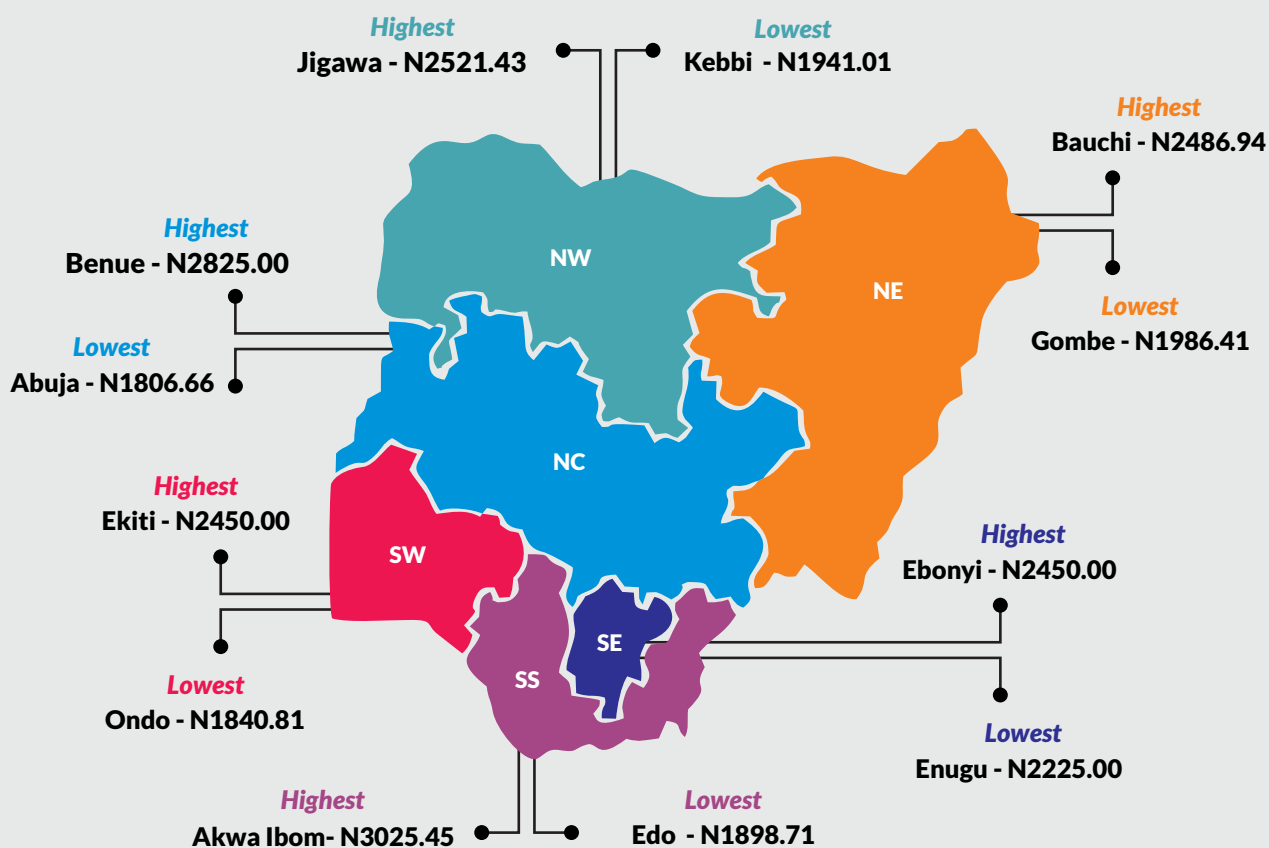

	Aug - 21	YoY%	MoM%
ABUJA	1806.66	1.50	0.03
ONDO	1840.81	-1.49	-0.12
LAGOS	1847.70	7.11	0.37

AVERAGE COOKING GAS PRICES ACROSS STATES - 5KG REFILLING



LIQUEFIED PETROLEUM GAS (COOKING GAS) PRICE WATCH - AUGUST 2021

Average Cooking Gas Prices Across Zones – 5KG Refilling



LIQUEFIED PETROLEUM GAS (COOKING GAS) PRICE WATCH - AUGUST 2021

12 Months Average Prices – 5KG Refilling



September 2020	
Average	1974.67
YoY	-0.23
MoM	-0.07

October 2020	
Average	1953.71
YoY	-0.70
MoM	-1.06

November 2020	
Average	1947.47
YoY	-2.64
MoM	-0.32

December 2020	
Average	1949.75
YoY	-3.41
MoM	0.12

August 2020	
Average	1979.15
YoY	-1.06
MoM	0.40



January 2021	
Average	1949.02
YoY	-3.47
MoM	-0.04

July 2021	
Average	2141.59
YoY	8.64
MoM	3.52

August 2021	
Average	2215.33
YoY	3.44
MoM	11.93

February 2021	
Average	2018.91
YoY	1.18
MoM	3.59

June 2021	
Average	2068.69
YoY	4.80
MoM	-0.15


May 2021	
Average	2071.69
YoY	5.43
MoM	0.12

April 2021	
Average	2069.21
YoY	5.72
MoM	0.56

March 2021	
Average	2057.71
YoY	3.87
MoM	1.92

LIQUEFIED PETROLEUM GAS (COOKING GAS) PRICE WATCH - AUGUST 2021

Average Cooking Gas Prices Across States – 12.5KG Refilling



STATES WITH THE HIGHEST AVERAGE PRICES IN AUGUST 2021



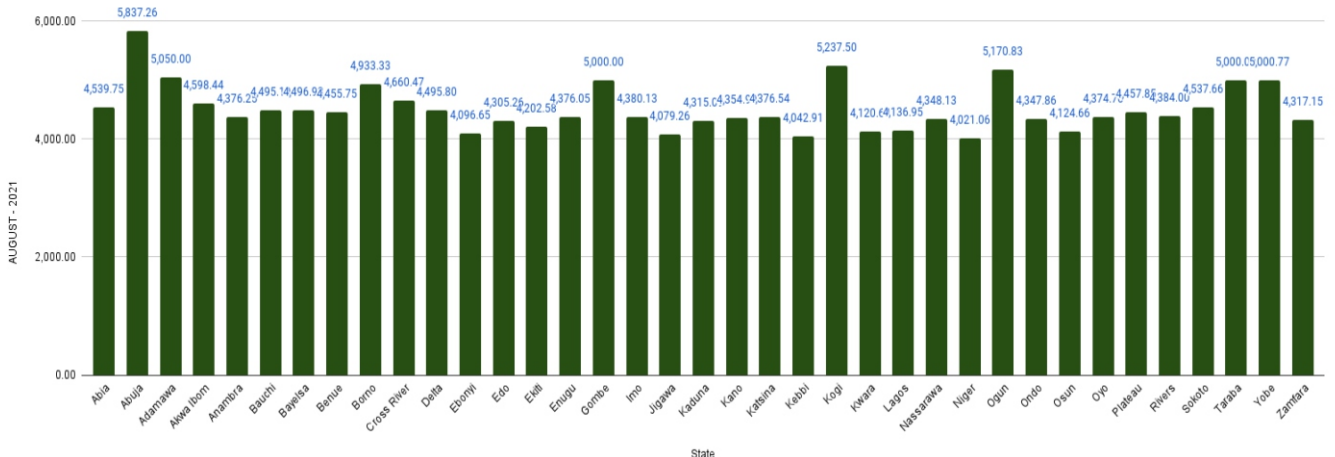
	Aug - 21	YoY%	MoM%
ABUJA	5837.26	51.22	15.36
KOGI	5237.50	24.32	5.07
OGUN	5170.83	22.99	20.53

STATES WITH THE LOWEST AVERAGE PRICES IN AUGUST 2021



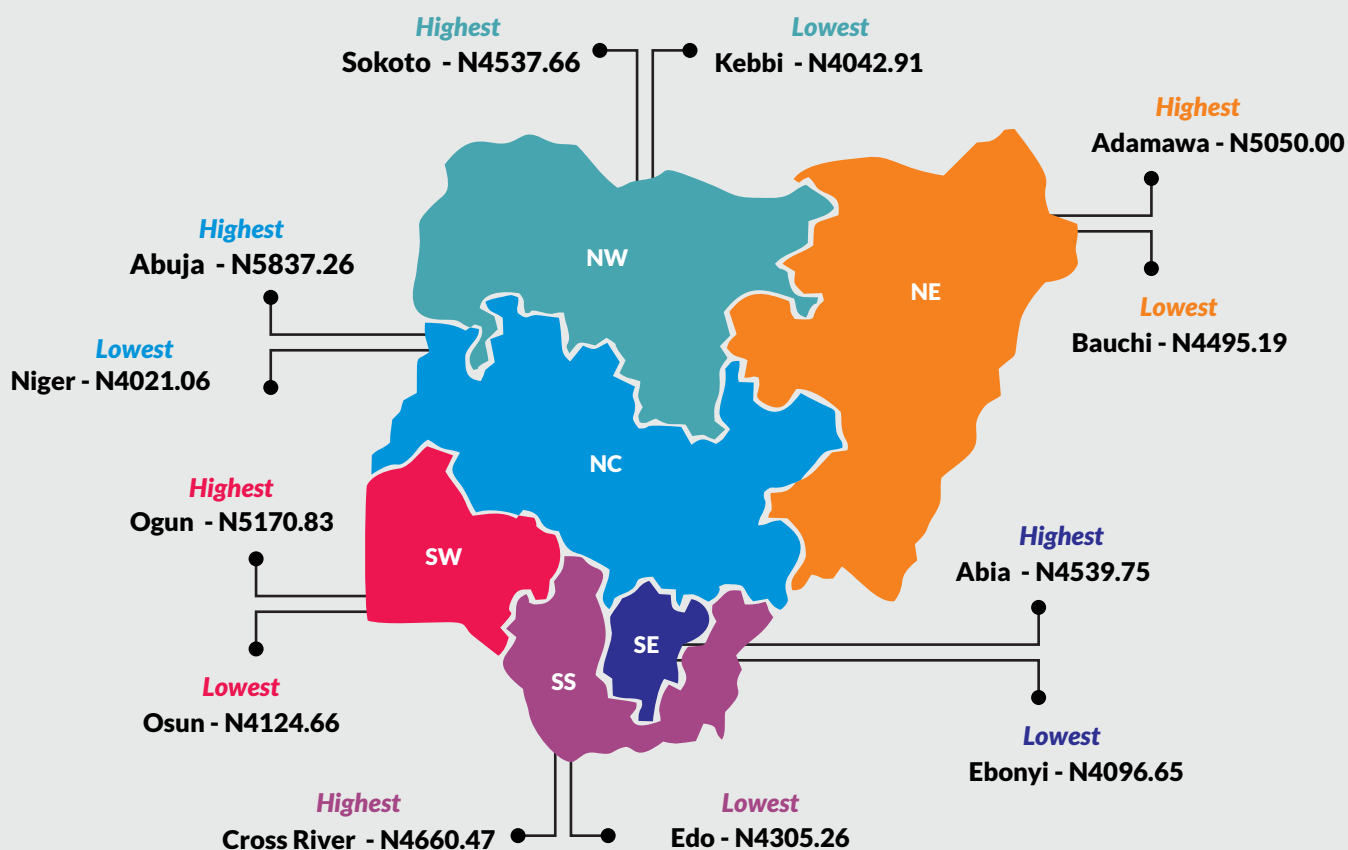

	Aug - 21	YoY%	MoM%
NIGER	4021.06	-5.46	-15.52
KEBBI	4042.91	0.43	0.08
JIGAWA	4079.26	-1.55	-0.11

AVERAGE COOKING GAS PRICES ACROSS STATES - 12.5KG REFILLING



LIQUEFIED PETROLEUM GAS (COOKING GAS) PRICE WATCH - AUGUST 2021

Average Cooking Gas Prices Across Zones – 12.5KG Refilling



LIQUEFIED PETROLEUM GAS (COOKING GAS) PRICE WATCH - AUGUST 2021

12 Months Average Prices- 12.5KG Refilling



September 2020	
Average	4110.92
YoY	-0.32
MoM	-0.63

October 2020	
Average	4078.65
YoY	-0.64
MoM	-0.78

November 2020	
Average	4082.97
YoY	-0.93
MoM	0.11

December 2020	
Average	4154.28
YoY	-0.52
MoM	1.75

August 2020	
Average	4136.80
YoY	-2.04
MoM	0.24

January 2021	
Average	4177.55
YoY	-0.06
MoM	0.56



AVERAGE

July 2021	
Average	4422.32
YoY	7.16
MoM	3.11

August 2021	
Average	4514.82
YoY	2.09
MoM	9.14

February 2021	
Average	4363.51
YoY	4.38
MoM	4.45

June 2021	
Average	4289.05
YoY	3.62
MoM	0.00

May 2021	
Average	4288.95
YoY	3.68
MoM	-0.66

April 2021	
Average	4317.55
YoY	3.75
MoM	-0.96

March 2021	
Average	4359.23
YoY	4.26
MoM	-0.10

METHODOLOGY

Field work is done solely by over 700 NBS Staff in all States of the federation supported by supervisors who are monitored by internal and external observers.

Fuel Prices are collected across all the 774 local governments across all States and the FCT from over 10,000 respondents and locations and reflect actual prices households state they actually bought those fuels together with the prices reportedly sold by the fuel suppliers.

The average of all these prices is then reported for each state and the average for the country is the average for the state.

NBS audit team subsequently conducts randomly selected verification of prices recorded.

Acknowledgements

We acknowledge our technical partners, Proshare in the design, concept and production of this publication.





Contact Us

 @nigerianstat

 NBSNigeria

 www.nigerianstat.gov.ng

 **Head Office Address**
Plot 762, Independence Avenue, Central
Business District, FCT, Abuja Nigeria.

 +234 803 386 5388

 feedback@nigerianstat.gov.ng