



NATIONAL BUREAU OF STATISTICS

Transport Fare Watch

(JULY 2021)



Report Date: August 2021

Data Source: National Bureau of Statistics (NBS)

CONTENTS

Executive Summary	1
Average Transport Fare Across States	
-States Bus Journey Within City, Per Drop Constant Route	2
-States Bus Journey Intercity, State Route, Charge per person	3
-Air Fare Charge for Specified Routes Single Journey	4
-Journey by Motorcycle (Okada) Per Drop	5
-Waterway Passenger Transport	6
Average Transport Fare by Categories - All States	
Abia	7
Abuja	8
Adamawa	9
Akwa Ibom	10
Anambra	11
Bauchi	12
Bayelsa	13
Benue	14
Borno	15
Cross River	16
Delta	17
Ebonyi	18
Edo	19
Ekiti	20
Enugu	21
Gombe	22
Imo	23
Jigawa	24
Kaduna	25
Kano	26
Katsina	27
Kebbi	28
Kogi	29
Kwara	30
Lagos	31
Nassarawa	32
Niger	33
Ogun	34
Ondo	35
Osun	36
Oyo	37
Plateau	38
Rivers	39
Sokoto	40
Taraba	41
Yobe	42
Zamfara	43
Methodology	44
Acknowledgment and Contact	45

EXECUTIVE SUMMARY

The Transport fare Watch report for July 2021 covers the following categories namely bus journey within the city per drop constant route; bus journey intercity, state route, charge per person; air fare charge for specified routes single journey; journey by motorcycle (Okada) per drop; and water way passenger transport.

Average fare paid by commuters for bus journey within the city decreased by -0.01% month-on-month and increased by 65.76% year-on-year to N410.17 in June 2021 from N410.23 in June 2021. States with highest bus journey fare within city were Bauchi (N614.07), Taraba (N530.45) and Cross River (N520.08) while States with lowest bus journey fare within city were Oyo (N210.30), Abia (N235.30) and Borno (N280.40).

Average fare paid by commuters for bus journey intercity increased by 0.81% month-on-month and by 41.41% year-on-year to N2,542.95 in July 2021 from N2,522.44 in June 2021. States with highest bus journey fare intercity were Abuja FCT (N4,676.07), Lagos (N3,589.55) and Sokoto (N3,390.00) while States with lowest bus journey fare within city were Bayelsa (N1,835.10), Bauchi (N1,876.24) and Enugu (N1,897.14).

Average fare paid by air passengers for specified routes single journey increased by 0.36% month-on-month and by 0.50% year-on-year to N36,793.24 in July 2021 from N36,662.57 in June 2021. States with highest air fare were Bauchi (N38,700.00), Rivers (N38,550.00), Lagos (N38,300.00) while States with lowest air fare were Akwa-Ibom (N33,200.00), Sokoto (N33,800.00), and Gombe (N35,000.00).

Average fare paid by commuters for journey by motorcycle per drop increased by 0.98% month-on-month and by 70.49% year-on-year to N294.02 in July 2021 from N291.18 in June 2021. States with highest journey fare by motorcycle per drop were Yobe/Zamfara (N460.05), Lagos (N450.20) and Taraba (N450.05) while states with lowest journey fare by motorcycle per drop were Adamawa (N100.00), Kaduna (N170.08) and Kebbi (N175.45).

Average fare paid by passengers for water way passenger transport decreased by -0.51% month-on-month and increased by 28.34% year-on-year to N831.97 in July 2021 from N836.23 in June 2021. States with highest fare by water way passenger transport were Delta (N2,500.12), Bayelsa (N2,450.12) and Rivers (N2,290.23) while states with lowest fare by water way passenger transport were Borno (N260.32), Gombe (N362.40) and Kebbi (N365.70).

TRANSPORT FARE WATCH - JULY 2021

Average Transport Fare Across States -Bus Journey Within City , Per Drop Constant Route



YoY = **65.76%**

N247.46

JULY 2020 Average



AVERAGE

N410.17



MoM = **-0.01%**

N410.23

JUNE 2021 Average

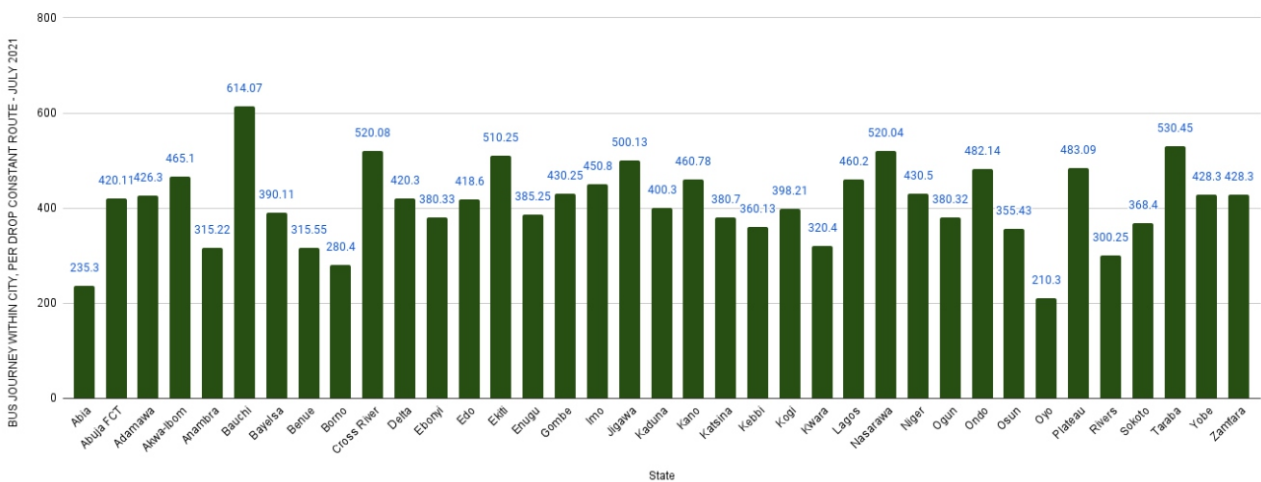
STATES WITH THE HIGHEST AVERAGE PRICES IN JULY 2021

	July- 21	YoY %	MoM %
BAUCHI	N614.07	323.20%	0.96%
TARABA	N530.45	80.36%	0.63%
CROSS RIVER	N520.08	48.59%	4.17%

STATES WITH THE LOWEST AVERAGE PRICES IN JULY 2021

	July- 21	YoY %	MoM %
OYO	N210.30	-26.00%	1.89%
ABIA	N235.30	29.64%	6.87%
BORNO	N280.40	63.59%	0.80%

BUS JOURNEY WITHIN CITY, PER DROP CONSTANT ROUTE



TRANSPORT FARE WATCH - JULY 2021

Average Transport Fare Across States

-Bus Journey Intercity, State Route, Charge Per Person



YoY = 41.41%

N1798.25

JULY 2020 Average



AVERAGE

N2542.95



MoM = 0.81%

N2522.44

JUNE 2021 Average

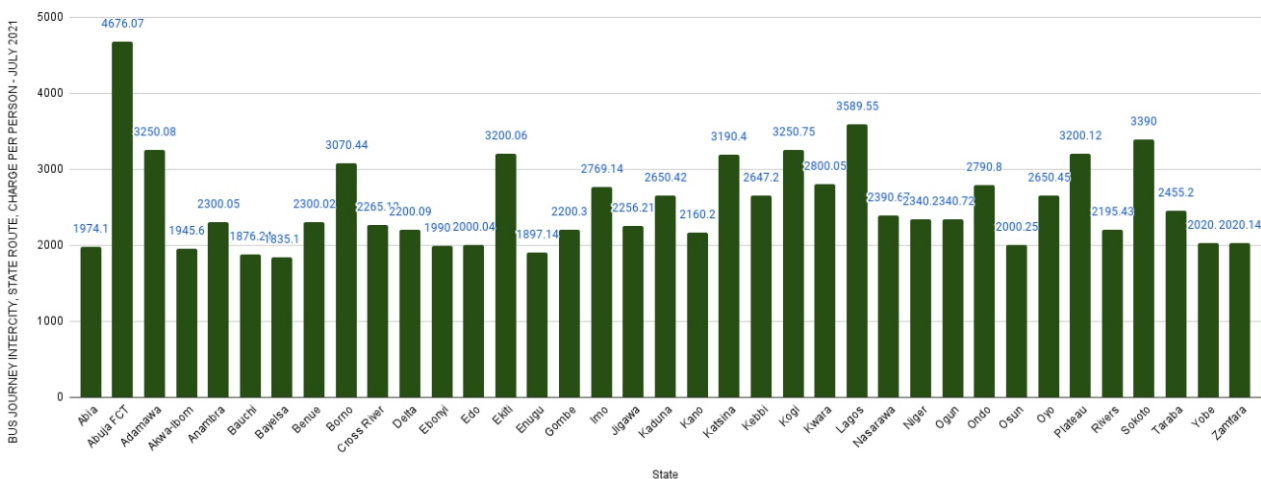
STATES WITH THE HIGHEST AVERAGE PRICES IN JULY 2021

	July- 21	YoY %	MoM %
ABUJA FCT	N4676.07	11.60%	0.39%
LAGOS	N3589.55	40.82%	0.15%
SOKOTO	N3390.00	23.99%	0.14%

STATES WITH THE LOWEST AVERAGE PRICES IN JULY 2021

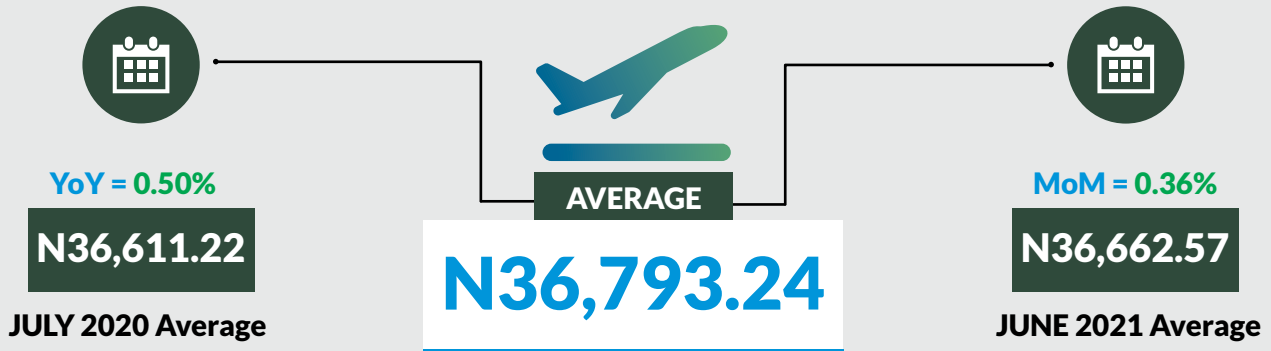
	July- 21	YoY %	MoM %
BAYELSA	N1835.10	42.97%	1.95%
BAUCHI	N1876.24	50.08%	0.86%
ENUGU	N1897.14	50.57%	1.91%

BUS JOURNEY INTERCITY, STATE ROUTE, CHARGE PER PERSON - JULY 2021



TRANSPORT FARE WATCH - JULY 2021

Average Transport Fare Across States -Air Fare Charge For Specified Routes Single Journey

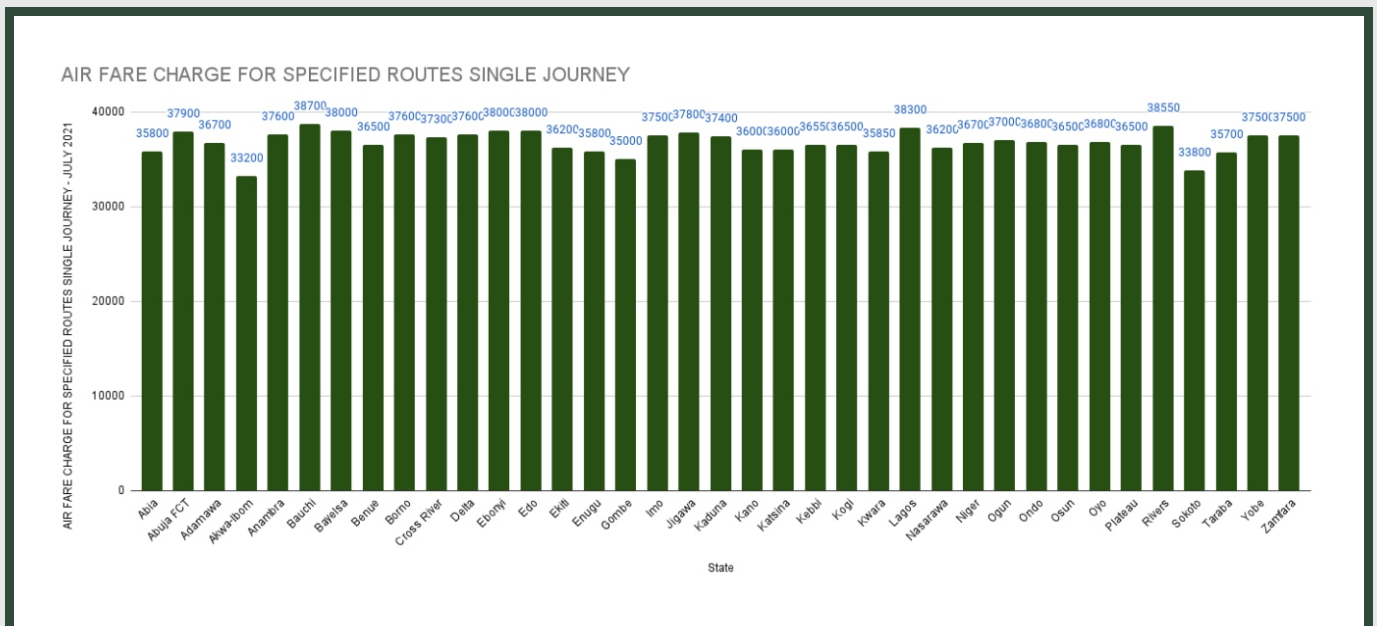


STATES WITH THE HIGHEST AVERAGE PRICES IN JULY 2021

	July- 21	YoY%	MoM%
BAUCHI	N38700.00	4.59%	-0.26%
RIVERS	N38550.00	-1.15%	-0.52%
LAGOS	N38300.00	-3.28%	0.79%

STATES WITH THE LOWEST AVERAGE PRICES IN JULY 2021

	July- 21	YoY%	MoM%
AKWA-IBOM	N33200.00	8.85%	0.61%
SOKOTO	N33800.00	4.00%	0.04%
GOMBE	N35000.00	-1.96%	-0.85%



TRANSPORT FARE WATCH - JULY 2021

Average Transport Fare Across States -Journey by Motorcycle (Okada) Per Drop



YoY = 70.49%

N172.46

JULY 2020 Average



AVERAGE

N294.02



MoM = 0.98%

N291.18

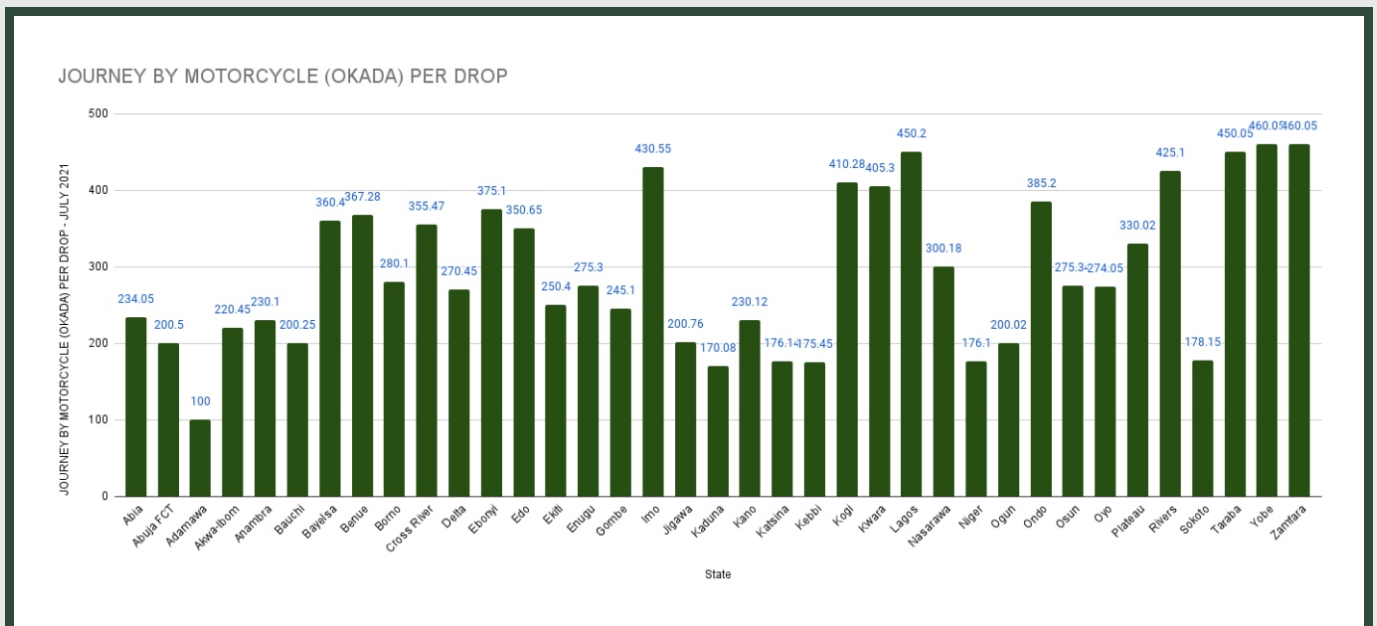
JUNE 2021 Average

STATES WITH THE HIGHEST AVERAGE PRICES IN JULY 2021

	July- 21	YoY%	MoM%
YOBE	N460.05	74.26%	0.42%
ZAMFARA	N460.05	262.24%	123.98%
LAGOS	N450.20	76.55%	-2.57%

STATES WITH THE LOWEST AVERAGE PRICES IN JULY 2021

	July- 21	YoY%	MoM%
ADAMAWA	N100.00	26.58%	-5.02%
KADUNA	N170.08	70.08%	-2.87%
KEBBI	N175.45	79.95%	-0.45%



TRANSPORT FARE WATCH - JULY 2021

Average Transport Fare Across States -Waterway Passenger Transport



YoY = **28.34%**

N648.26

JULY 2020 Average



AVERAGE

N831.97



MoM = **-0.51%**

N836.23

JUNE 2021 Average

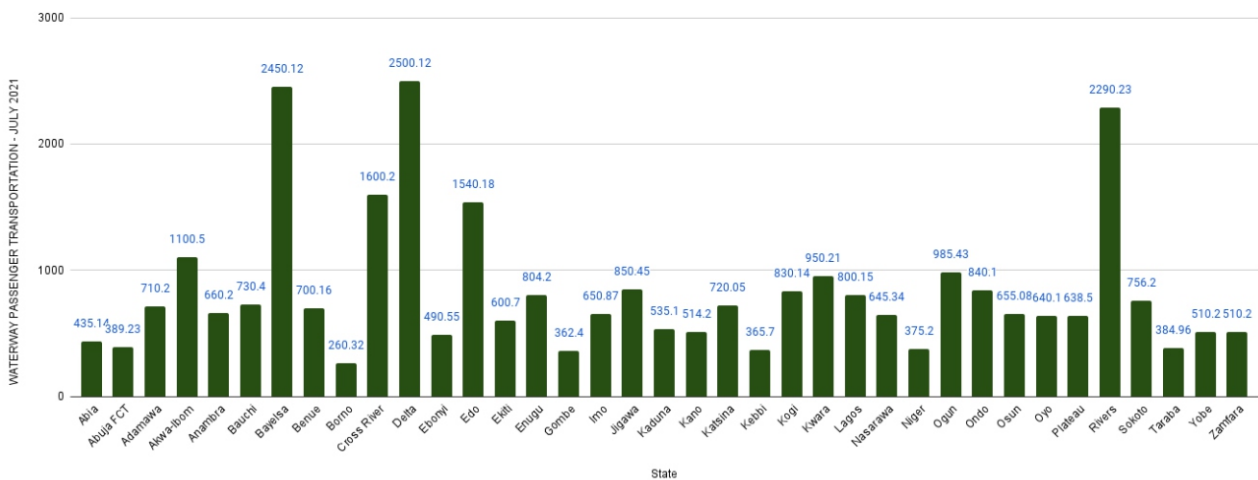
STATES WITH THE HIGHEST AVERAGE PRICES IN JULY 2021

	July- 21	YoY%	MoM%
DELTA	N2500.12	25.01%	0.51%
BAYELSA	N2450.12	24.37%	2.06%
RIVERS	N2290.23	17.99%	-0.35%

STATES WITH THE LOWEST AVERAGE PRICES IN JULY 2021

	July- 21	YoY%	MoM%
BORNO	N260.32	87.28%	-2.95%
GOMBE	N362.40	81.65%	-0.80%
KEBBI	N365.70	27.78%	-2.01%

WATERWAY PASSENGER TRANSPORTATION



TRANSPORT FARE WATCH - JULY 2021

Average Transport Fare by Categories -Abia State



JULY 2021



BUS JOURNEY
WITHIN CITY,
PER DROP
CONSTANT ROUTE

N235.30



BUS JOURNEY
INTERCITY,
STATE ROUTE,
CHARGE PER PERSON

N1974.10



AIR FARE CHARGE
FOR SPECIFIED
ROUTES SINGLE
JOURNEY

N35800.00



JOURNEY BY
MOTORCYCLE
(OKADA)
PER DROP

N234.05



WATER TRANSPORT:
WATER WAY
PASSENGER
TRANSPORTATION

N435.14

JUNE 2021



BUS JOURNEY
WITHIN CITY,
PER DROP
CONSTANT ROUTE

N220.17



BUS JOURNEY
INTERCITY,
STATE ROUTE,
CHARGE PER PERSON

N1955.08



AIR FARE CHARGE
FOR SPECIFIED
ROUTES SINGLE
JOURNEY

N35350.00



JOURNEY BY
MOTORCYCLE
(OKADA)
PER DROP

N213.46



WATER TRANSPORT:
WATER WAY
PASSENGER
TRANSPORTATION

N410.20

YoY % & MoM %



BUS JOURNEY
WITHIN CITY,
PER DROP
CONSTANT ROUTE

YoY % = 29.64
MoM % = 6.87



BUS JOURNEY
INTERCITY,
STATE ROUTE,
CHARGE PER PERSON

YoY % = 23.82
MoM % = 0.97



AIR FARE CHARGE
FOR SPECIFIED
ROUTES SINGLE
JOURNEY

YoY % = 0.70
MoM % = 1.27



JOURNEY BY
MOTORCYCLE
(OKADA)
PER DROP

YoY % = 39.32
MoM % = 9.65



WATER TRANSPORT:
WATER WAY
PASSENGER
TRANSPORTATION

YoY % = 31.86
MoM % = 6.08

TRANSPORT FARE WATCH - JULY 2021

Average Transport Fare by Categories -FCT Abuja



JULY 2021



BUS JOURNEY
WITHIN CITY,
PER DROP
CONSTANT ROUTE

N420.11



BUS JOURNEY
INTERCITY,
STATE ROUTE,
CHARGE PER PERSON

N4676.07



AIR FARE CHARGE
FOR SPECIFIED
ROUTES SINGLE
JOURNEY

N37900.00



JOURNEY BY
MOTORCYCLE
(OKADA)
PER DROP

N200.50



WATER TRANSPORT:
WATER WAY
PASSENGER
TRANSPORTATION

N389.23

JUNE 2021



BUS JOURNEY
WITHIN CITY,
PER DROP
CONSTANT ROUTE

N418.55



BUS JOURNEY
INTERCITY,
STATE ROUTE,
CHARGE PER PERSON

N4658.10



AIR FARE CHARGE
FOR SPECIFIED
ROUTES SINGLE
JOURNEY

N37600.00



JOURNEY BY
MOTORCYCLE
(OKADA)
PER DROP

N197.44



WATER TRANSPORT:
WATER WAY
PASSENGER
TRANSPORTATION

N369.54

YoY % & MoM %



BUS JOURNEY
WITHIN CITY,
PER DROP
CONSTANT ROUTE

YoY % = 22.45
MoM % = 0.37



BUS JOURNEY
INTERCITY,
STATE ROUTE,
CHARGE PER PERSON

YoY % = 11.60
MoM % = 0.39



AIR FARE CHARGE
FOR SPECIFIED
ROUTES SINGLE
JOURNEY

YoY % = -2.82
MoM % = 0.80



JOURNEY BY
MOTORCYCLE
(OKADA)
PER DROP

YoY % = 50.30
MoM % = 1.55



WATER TRANSPORT:
WATER WAY
PASSENGER
TRANSPORTATION

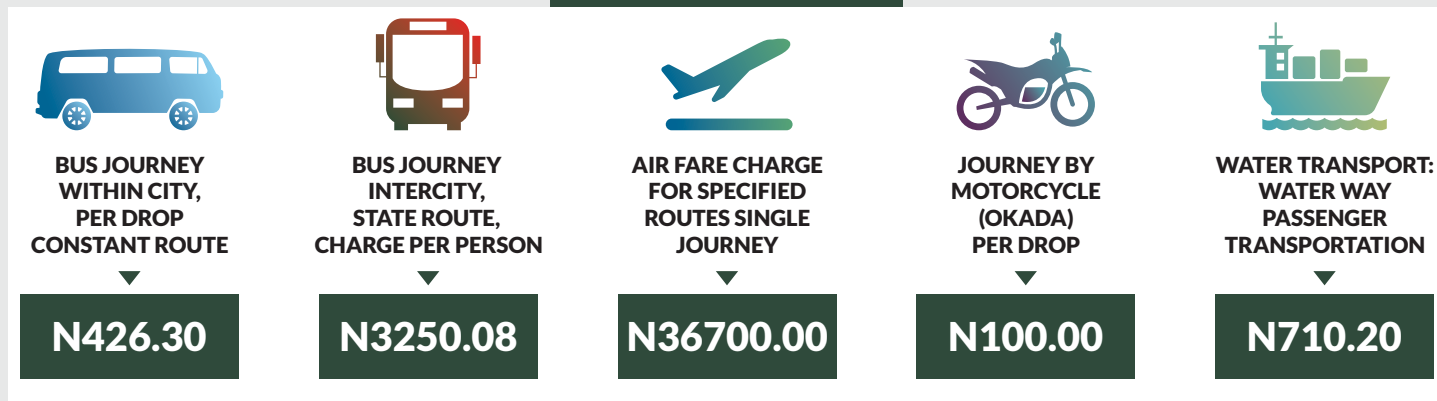
YoY % = 53.12
MoM % = 5.33

TRANSPORT FARE WATCH - JULY 2021

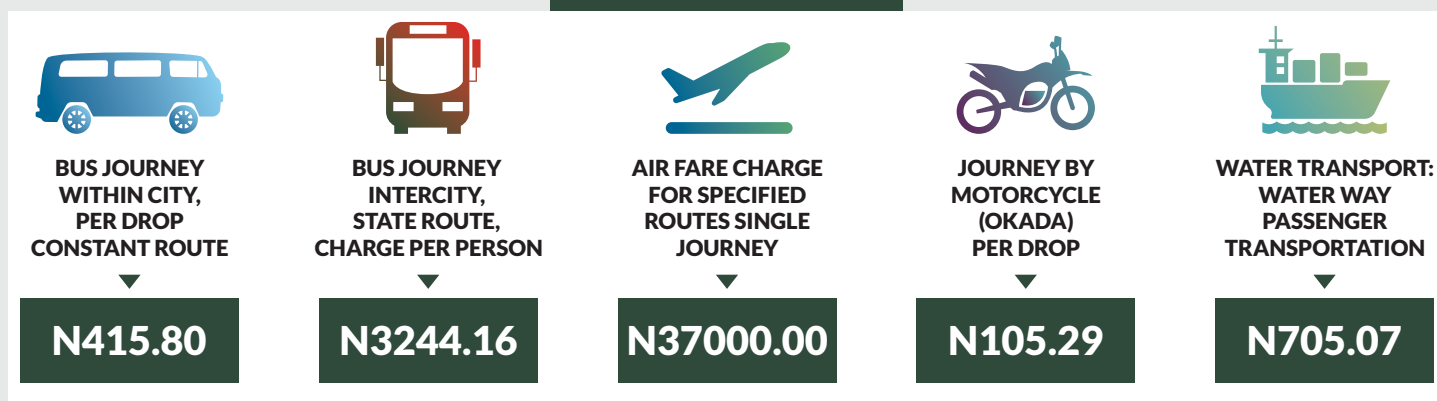
Average Transport Fare by Categories -Adamawa State



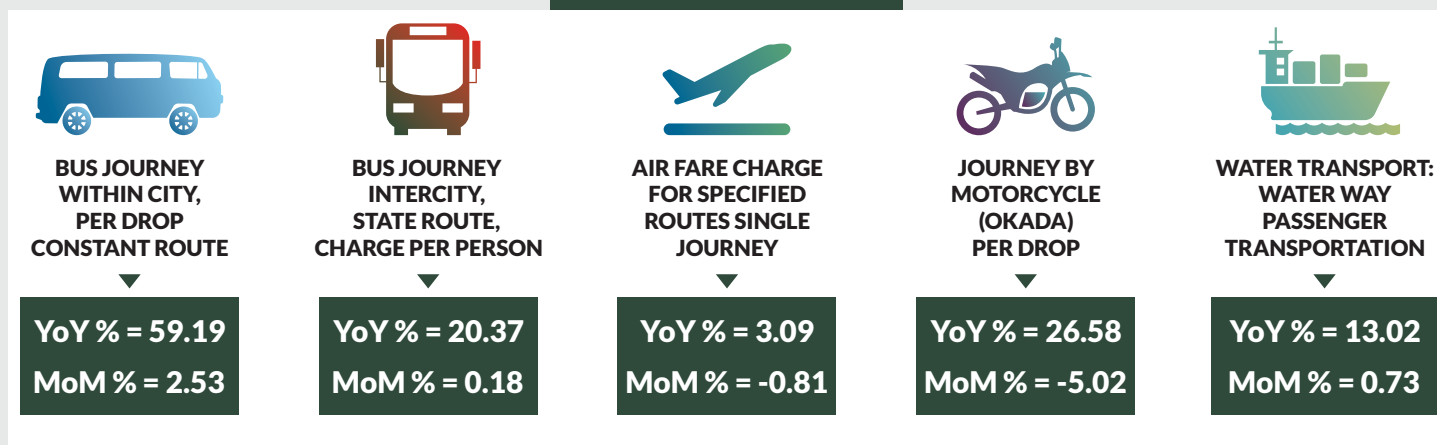
JULY 2021



JUNE 2021



YoY % & MoM %



TRANSPORT FARE WATCH - JULY 2021

Average Transport Fare by Categories -Akwa Ibom State



JULY 2021



BUS JOURNEY
WITHIN CITY,
PER DROP
CONSTANT ROUTE

N465.10



BUS JOURNEY
INTERCITY,
STATE ROUTE,
CHARGE PER PERSON

N1945.60



AIR FARE CHARGE
FOR SPECIFIED
ROUTES SINGLE
JOURNEY

N33200.00



JOURNEY BY
MOTORCYCLE
(OKADA)
PER DROP

N220.45



WATER TRANSPORT:
WATER WAY
PASSENGER
TRANSPORTATION

N1100.50

JUNE 2021



BUS JOURNEY
WITHIN CITY,
PER DROP
CONSTANT ROUTE

N453.21



BUS JOURNEY
INTERCITY,
STATE ROUTE,
CHARGE PER PERSON

N1920.55



AIR FARE CHARGE
FOR SPECIFIED
ROUTES SINGLE
JOURNEY

N33000.00



JOURNEY BY
MOTORCYCLE
(OKADA)
PER DROP

N200.70



WATER TRANSPORT:
WATER WAY
PASSENGER
TRANSPORTATION

N1180.64

YoY % & MoM %



BUS JOURNEY
WITHIN CITY,
PER DROP
CONSTANT ROUTE

YoY % = 58.04
MoM % = 2.62



BUS JOURNEY
INTERCITY,
STATE ROUTE,
CHARGE PER PERSON

YoY % = 31.01
MoM % = 1.30



AIR FARE CHARGE
FOR SPECIFIED
ROUTES SINGLE
JOURNEY

YoY % = 8.85
MoM % = 0.61



JOURNEY BY
MOTORCYCLE
(OKADA)
PER DROP

YoY % = 100.05
MoM % = 9.84



WATER TRANSPORT:
WATER WAY
PASSENGER
TRANSPORTATION

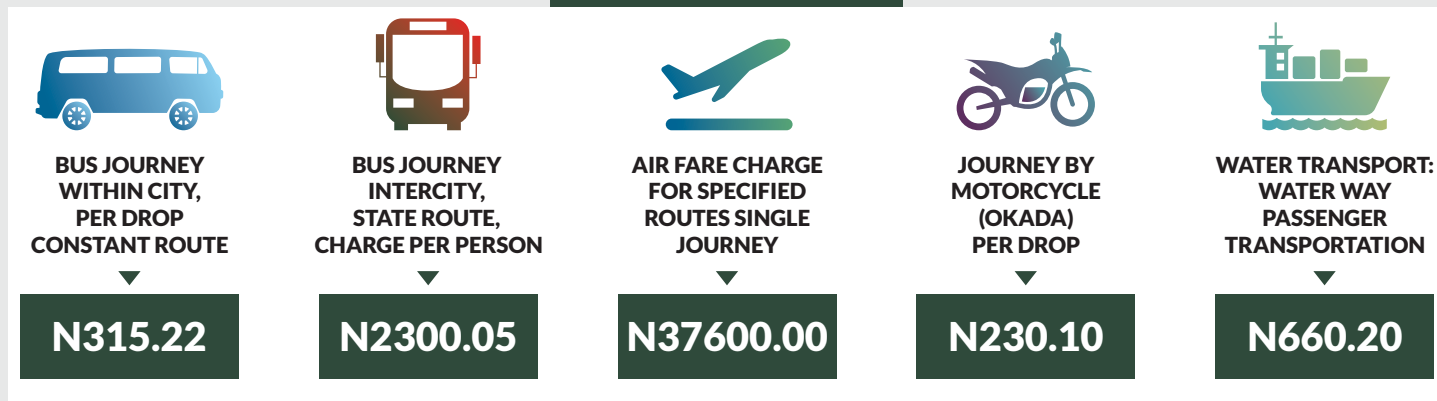
YoY % = 22.28
MoM % = -6.79

TRANSPORT FARE WATCH - JULY 2021

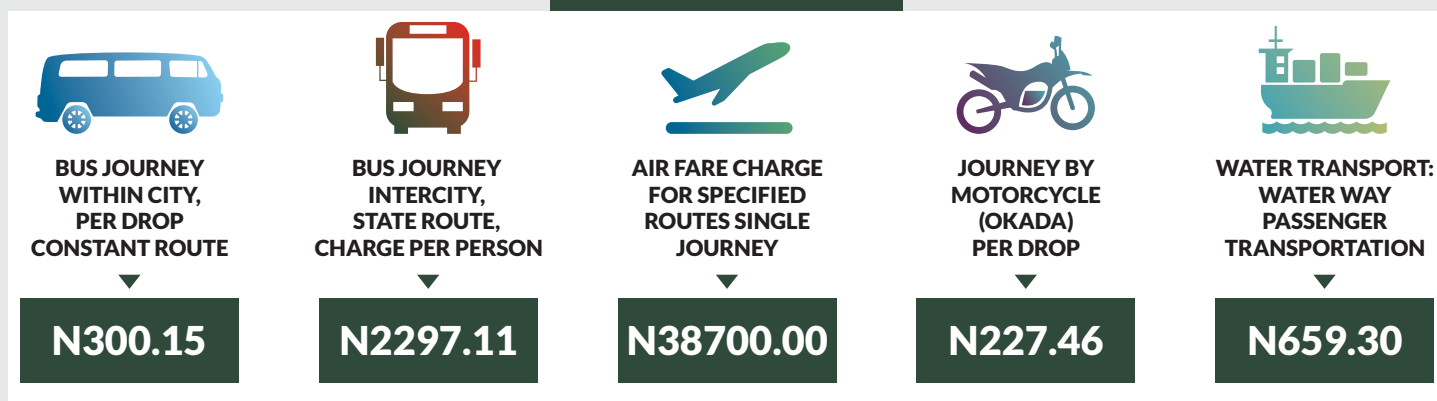
Average Transport Fare by Categories -Anambra State



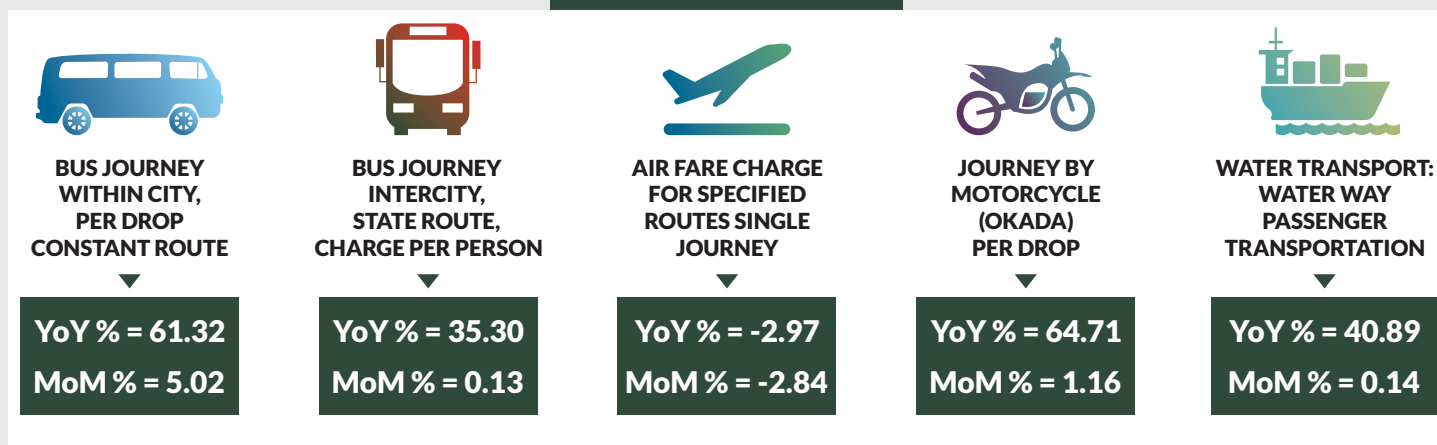
JULY 2021



JUNE 2021



YoY % & MoM %

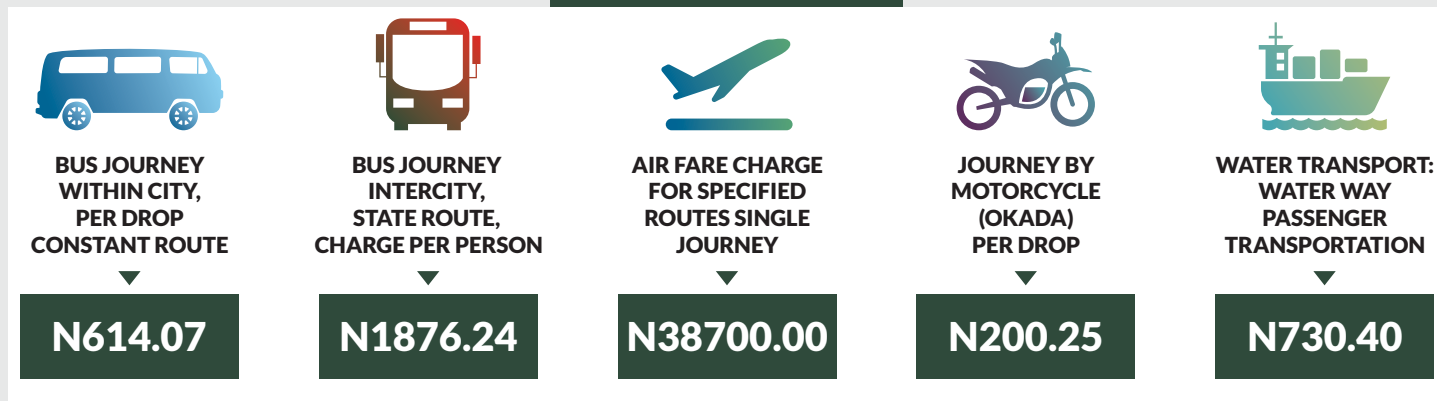


TRANSPORT FARE WATCH - JULY 2021

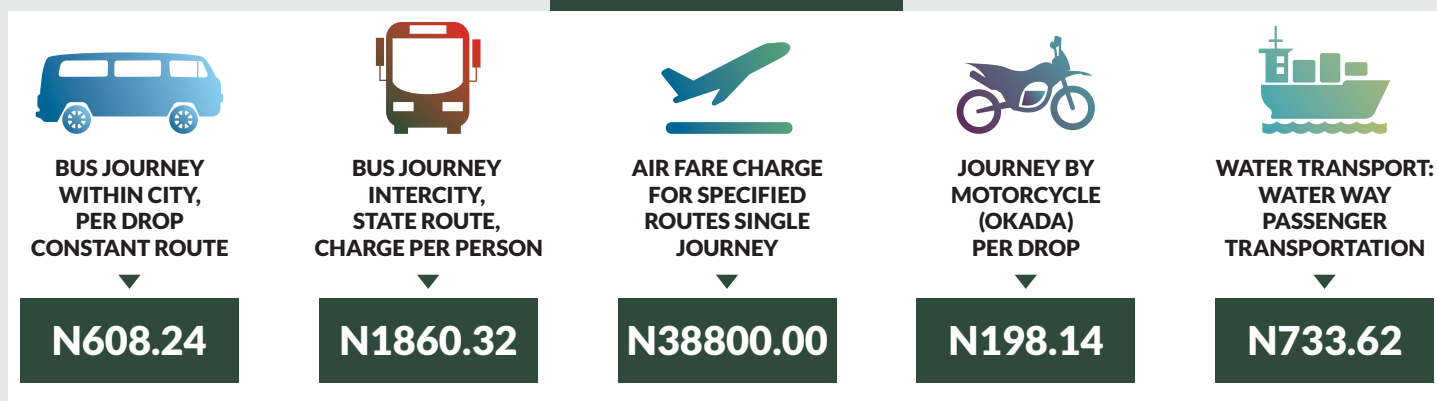
Average Transport Fare by Categories -Bauchi State



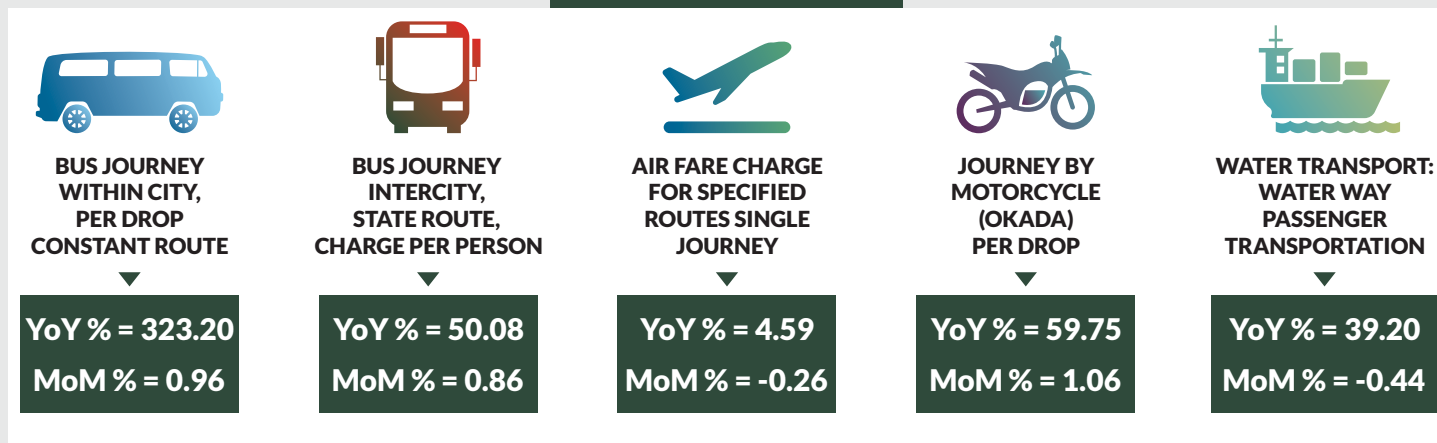
JULY 2021



JUNE 2021



YoY % & MoM %

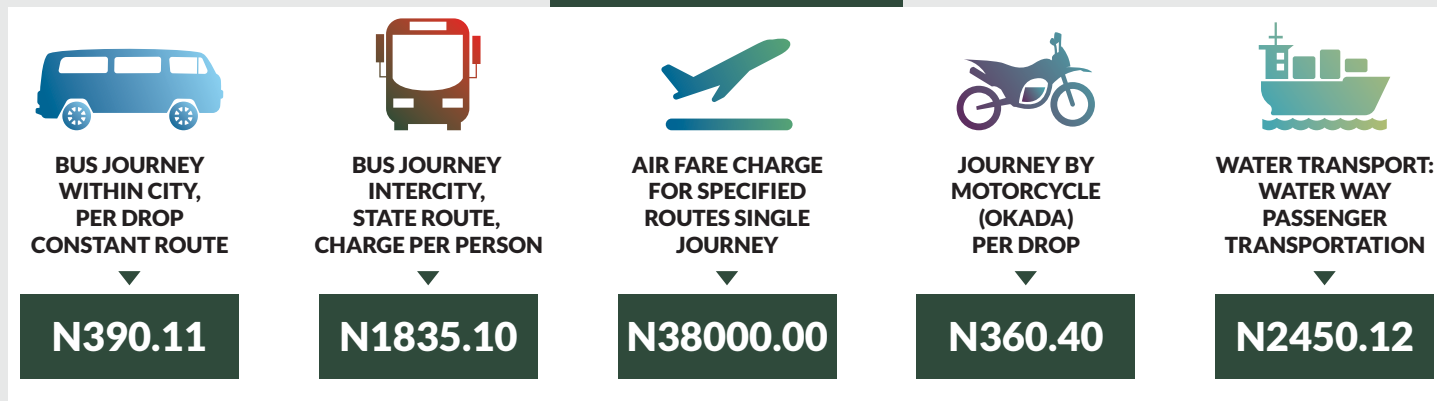


TRANSPORT FARE WATCH - JULY 2021

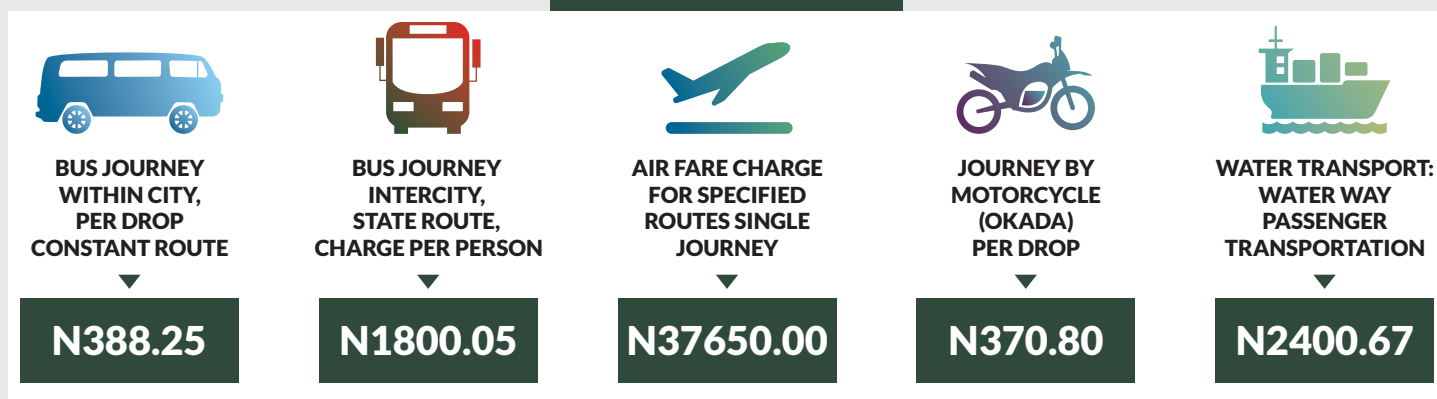
Average Transport Fare by Categories -Bayelsa State



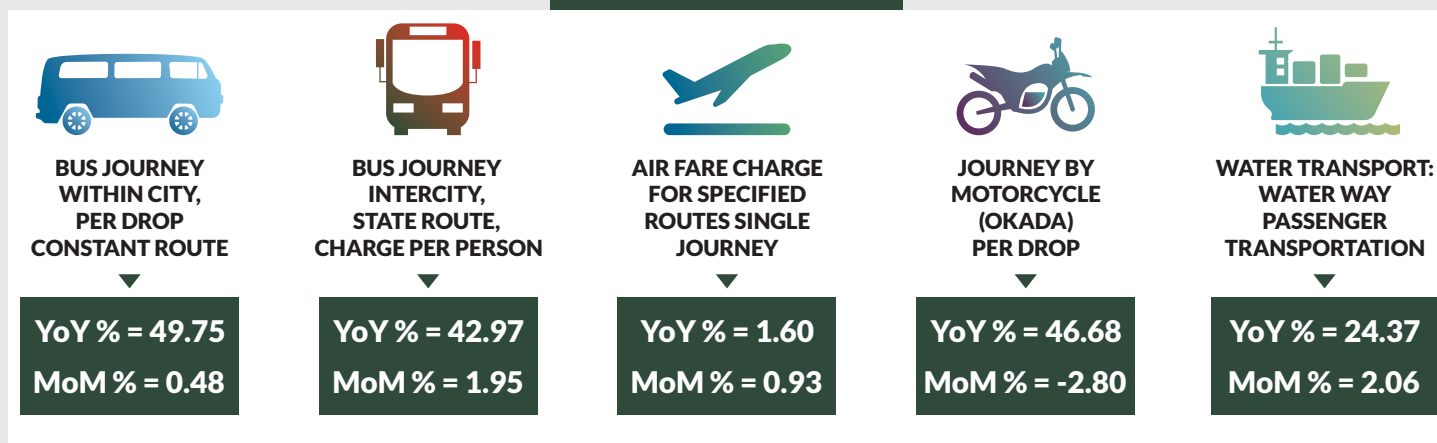
JULY 2021



JUNE 2021



YoY % & MoM %



TRANSPORT FARE WATCH - JULY 2021

Average Transport Fare by Categories -Benue State



JULY 2021



BUS JOURNEY
WITHIN CITY,
PER DROP
CONSTANT ROUTE

N315.55



BUS JOURNEY
INTERCITY,
STATE ROUTE,
CHARGE PER PERSON

N2300.02



AIR FARE CHARGE
FOR SPECIFIED
ROUTES SINGLE
JOURNEY

N36500.00



JOURNEY BY
MOTORCYCLE
(OKADA)
PER DROP

N367.28



WATER TRANSPORT:
WATER WAY
PASSENGER
TRANSPORTATION

N700.16

JUNE 2021



BUS JOURNEY
WITHIN CITY,
PER DROP
CONSTANT ROUTE

N320.19



BUS JOURNEY
INTERCITY,
STATE ROUTE,
CHARGE PER PERSON

N2297.30



AIR FARE CHARGE
FOR SPECIFIED
ROUTES SINGLE
JOURNEY

N36000.00



JOURNEY BY
MOTORCYCLE
(OKADA)
PER DROP

N370.10



WATER TRANSPORT:
WATER WAY
PASSENGER
TRANSPORTATION

N705.06

YoY % & MoM %



BUS JOURNEY
WITHIN CITY,
PER DROP
CONSTANT ROUTE

YoY % = 57.07
MoM % = -1.45



BUS JOURNEY
INTERCITY,
STATE ROUTE,
CHARGE PER PERSON

YoY % = 1.45
MoM % = 0.12



AIR FARE CHARGE
FOR SPECIFIED
ROUTES SINGLE
JOURNEY

YoY % = 3.40
MoM % = 1.39



JOURNEY BY
MOTORCYCLE
(OKADA)
PER DROP

YoY % = 49.18
MoM % = -0.76



WATER TRANSPORT:
WATER WAY
PASSENGER
TRANSPORTATION

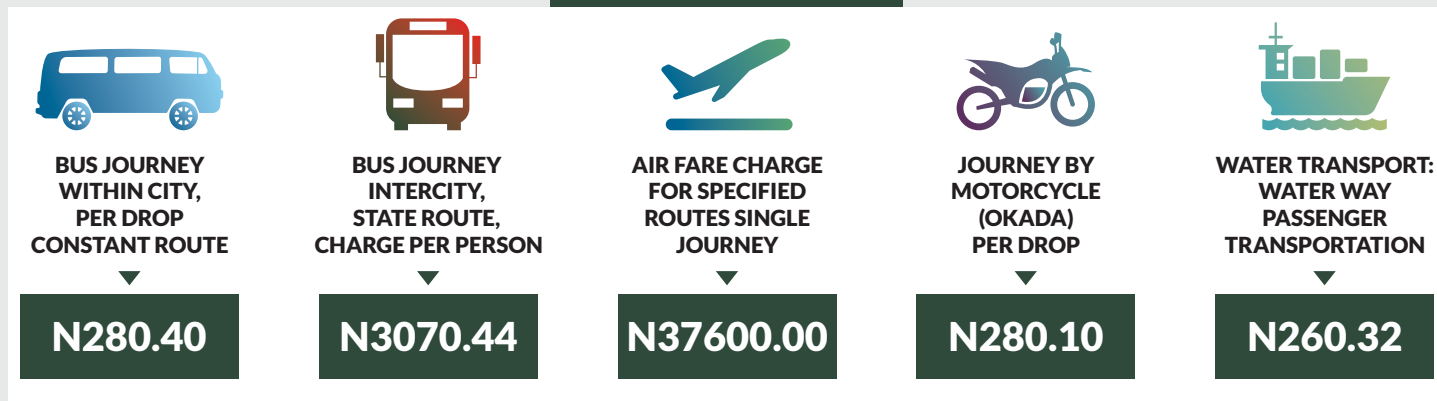
YoY % = 31.09
MoM % = -0.69

TRANSPORT FARE WATCH - JULY 2021

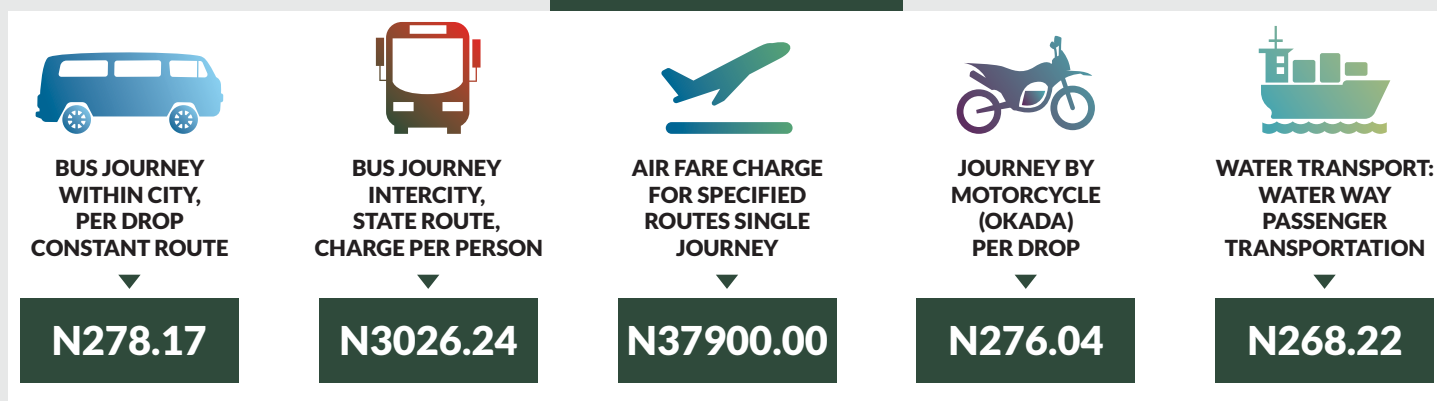
Average Transport Fare by Categories -Borno State



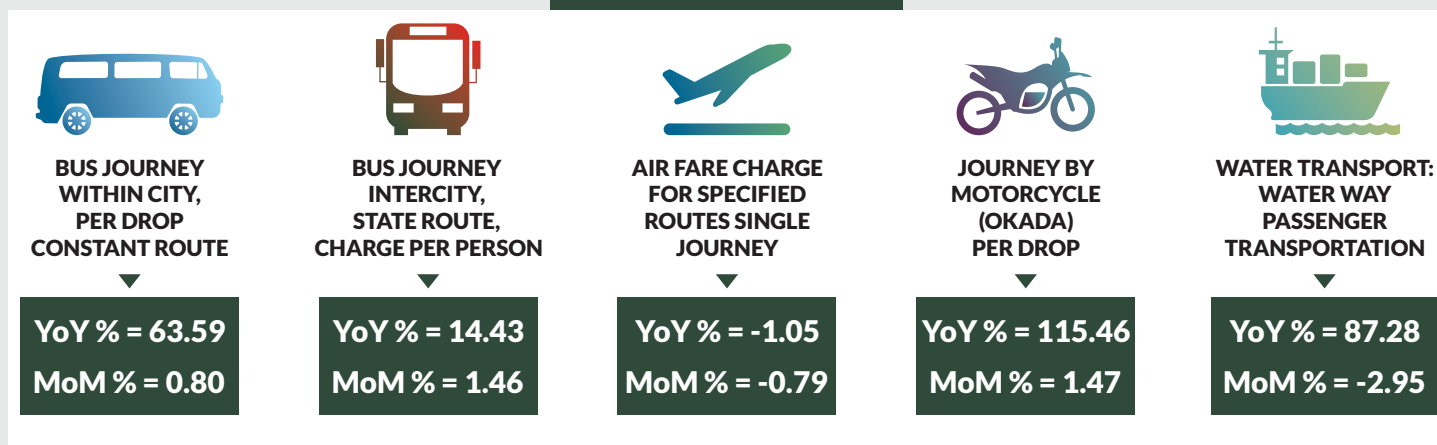
JULY 2021



JUNE 2021



YoY % & MoM %



TRANSPORT FARE WATCH - JULY 2021

Average Transport Fare by Categories -Cross river State



JULY 2021



BUS JOURNEY
WITHIN CITY,
PER DROP
CONSTANT ROUTE

N520.08



BUS JOURNEY
INTERCITY,
STATE ROUTE,
CHARGE PER PERSON

N2265.12



AIR FARE CHARGE
FOR SPECIFIED
ROUTES SINGLE
JOURNEY

N37300.00



JOURNEY BY
MOTORCYCLE
(OKADA)
PER DROP

N355.47



WATER TRANSPORT:
WATER WAY
PASSENGER
TRANSPORTATION

N1600.20

JUNE 2021



BUS JOURNEY
WITHIN CITY,
PER DROP
CONSTANT ROUTE

N499.25



BUS JOURNEY
INTERCITY,
STATE ROUTE,
CHARGE PER PERSON

N2200.07



AIR FARE CHARGE
FOR SPECIFIED
ROUTES SINGLE
JOURNEY

N37000.00



JOURNEY BY
MOTORCYCLE
(OKADA)
PER DROP

N360.21



WATER TRANSPORT:
WATER WAY
PASSENGER
TRANSPORTATION

N1550.39

YoY % & MoM %



BUS JOURNEY
WITHIN CITY,
PER DROP
CONSTANT ROUTE

YoY % = 48.59
MoM % = 4.17



BUS JOURNEY
INTERCITY,
STATE ROUTE,
CHARGE PER PERSON

YoY % = 51.29
MoM % = 2.96



AIR FARE CHARGE
FOR SPECIFIED
ROUTES SINGLE
JOURNEY

YoY % = -3.49
MoM % = 0.81



JOURNEY BY
MOTORCYCLE
(OKADA)
PER DROP

YoY % = 88.68
MoM % = -1.32



WATER TRANSPORT:
WATER WAY
PASSENGER
TRANSPORTATION

YoY % = 39.06
MoM % = 3.21

TRANSPORT FARE WATCH - JULY 2021

Average Transport Fare by Categories -Delta State



JULY 2021



BUS JOURNEY
WITHIN CITY,
PER DROP
CONSTANT ROUTE

N420.30



BUS JOURNEY
INTERCITY,
STATE ROUTE,
CHARGE PER PERSON

N2200.09



AIR FARE CHARGE
FOR SPECIFIED
ROUTES SINGLE
JOURNEY

N37600.00



JOURNEY BY
MOTORCYCLE
(OKADA)
PER DROP

N270.45



WATER TRANSPORT:
WATER WAY
PASSENGER
TRANSPORTATION

N2500.12

JUNE 2021



BUS JOURNEY
WITHIN CITY,
PER DROP
CONSTANT ROUTE

N408.40



BUS JOURNEY
INTERCITY,
STATE ROUTE,
CHARGE PER PERSON

N2197.64



AIR FARE CHARGE
FOR SPECIFIED
ROUTES SINGLE
JOURNEY

N37700.00



JOURNEY BY
MOTORCYCLE
(OKADA)
PER DROP

N286.03



WATER TRANSPORT:
WATER WAY
PASSENGER
TRANSPORTATION

N2487.55

YoY % & MoM %



BUS JOURNEY
WITHIN CITY,
PER DROP
CONSTANT ROUTE

YoY % = 106.43
MoM % = 2.91



BUS JOURNEY
INTERCITY,
STATE ROUTE,
CHARGE PER PERSON

YoY % = 46.67
MoM % = 0.11



AIR FARE CHARGE
FOR SPECIFIED
ROUTES SINGLE
JOURNEY

YoY % = -1.05
MoM % = -0.27



JOURNEY BY
MOTORCYCLE
(OKADA)
PER DROP

YoY % = 151.82
MoM % = -5.45



WATER TRANSPORT:
WATER WAY
PASSENGER
TRANSPORTATION

YoY % = 25.01
MoM % = 0.51

TRANSPORT FARE WATCH - JULY 2021

Average Transport Fare by Categories -Ebonyi State



JULY 2021



BUS JOURNEY
WITHIN CITY,
PER DROP
CONSTANT ROUTE

N380.33



BUS JOURNEY
INTERCITY,
STATE ROUTE,
CHARGE PER PERSON

N1990.40



AIR FARE CHARGE
FOR SPECIFIED
ROUTES SINGLE
JOURNEY

N38000.00



JOURNEY BY
MOTORCYCLE
(OKADA)
PER DROP

N375.10



WATER TRANSPORT:
WATER WAY
PASSENGER
TRANSPORTATION

N490.55

JUNE 2021



BUS JOURNEY
WITHIN CITY,
PER DROP
CONSTANT ROUTE

N356.54



BUS JOURNEY
INTERCITY,
STATE ROUTE,
CHARGE PER PERSON

N1958.05



AIR FARE CHARGE
FOR SPECIFIED
ROUTES SINGLE
JOURNEY

N37500.00



JOURNEY BY
MOTORCYCLE
(OKADA)
PER DROP

N390.80



WATER TRANSPORT:
WATER WAY
PASSENGER
TRANSPORTATION

N495.20

YoY % & MoM %



BUS JOURNEY
WITHIN CITY,
PER DROP
CONSTANT ROUTE

YoY % = 59.50
MoM % = 6.67



BUS JOURNEY
INTERCITY,
STATE ROUTE,
CHARGE PER PERSON

YoY % = 35.48
MoM % = 1.65



AIR FARE CHARGE
FOR SPECIFIED
ROUTES SINGLE
JOURNEY

YoY % = 1.06
MoM % = 1.33



JOURNEY BY
MOTORCYCLE
(OKADA)
PER DROP

YoY % = 70.50
MoM % = -4.02



WATER TRANSPORT:
WATER WAY
PASSENGER
TRANSPORTATION

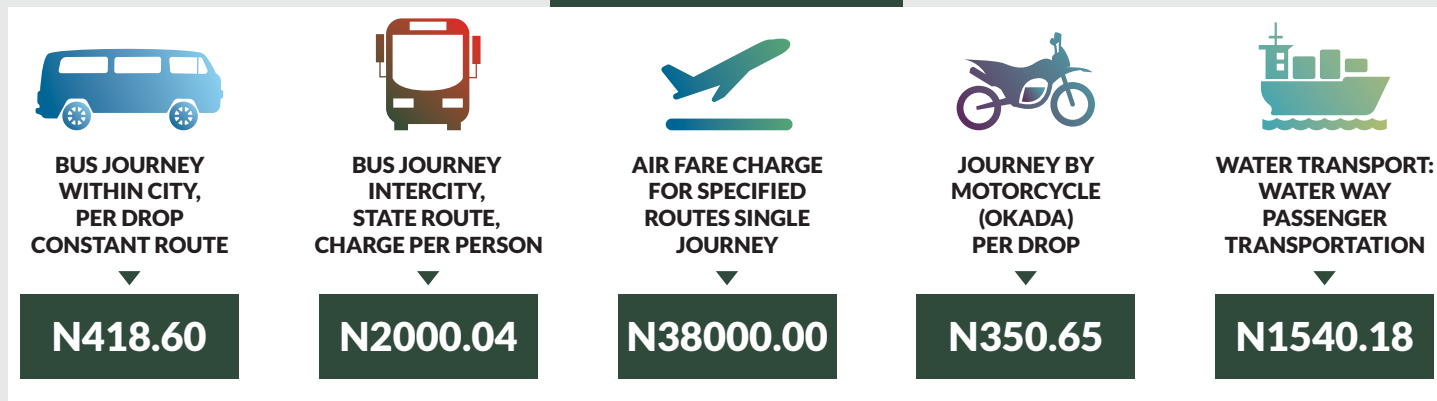
YoY % = 83.31
MoM % = -0.94

TRANSPORT FARE WATCH - JULY 2021

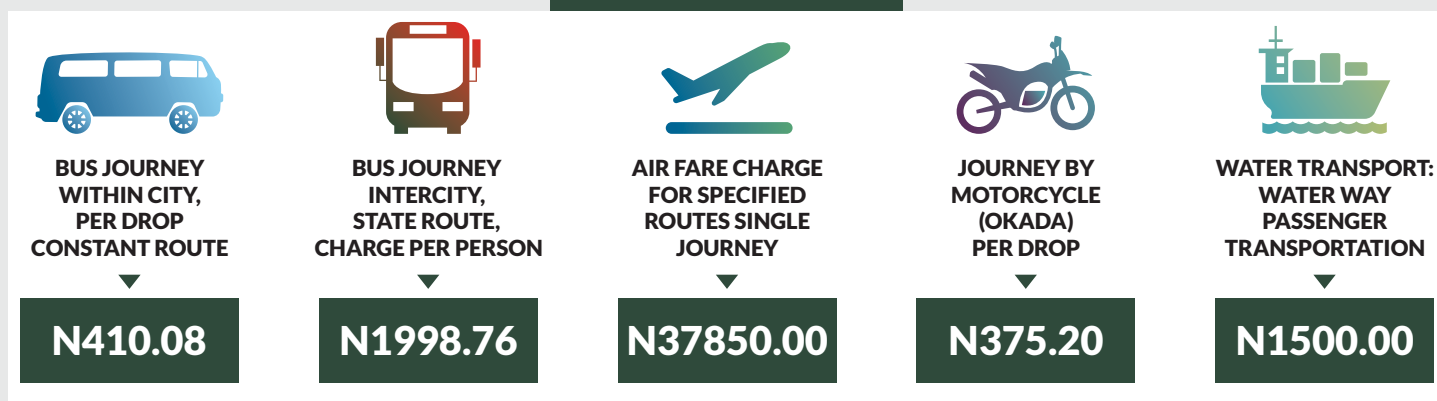
Average Transport Fare by Categories -Edo State



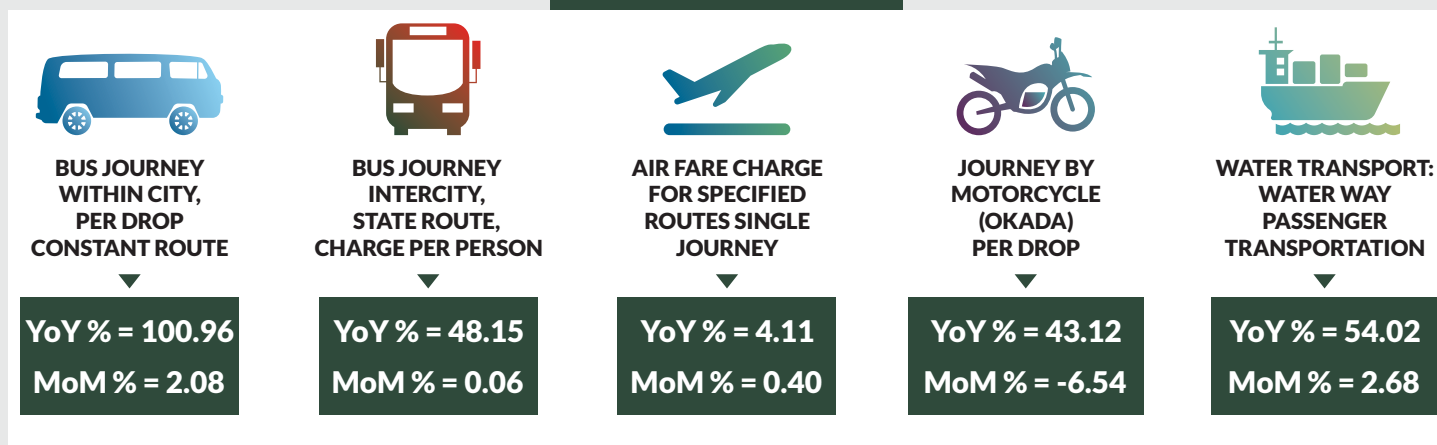
JULY 2021



JUNE 2021



YoY % & MoM %



TRANSPORT FARE WATCH - JULY 2021

Average Transport Fare by Categories -Ekiti State



JULY 2021



BUS JOURNEY
WITHIN CITY,
PER DROP
CONSTANT ROUTE

N510.25



BUS JOURNEY
INTERCITY,
STATE ROUTE,
CHARGE PER PERSON

N3200.06



AIR FARE CHARGE
FOR SPECIFIED
ROUTES SINGLE
JOURNEY

N36200.00



JOURNEY BY
MOTORCYCLE
(OKADA)
PER DROP

N250.40



WATER TRANSPORT:
WATER WAY
PASSENGER
TRANSPORTATION

N600.70

JUNE 2021



BUS JOURNEY
WITHIN CITY,
PER DROP
CONSTANT ROUTE

N507.34



BUS JOURNEY
INTERCITY,
STATE ROUTE,
CHARGE PER PERSON

N3152.72



AIR FARE CHARGE
FOR SPECIFIED
ROUTES SINGLE
JOURNEY

N36000.00



JOURNEY BY
MOTORCYCLE
(OKADA)
PER DROP

N279.55



WATER TRANSPORT:
WATER WAY
PASSENGER
TRANSPORTATION

N613.70

YoY % & MoM %



BUS JOURNEY
WITHIN CITY,
PER DROP
CONSTANT ROUTE

YoY % = 46.52
MoM % = 0.57



BUS JOURNEY
INTERCITY,
STATE ROUTE,
CHARGE PER PERSON

YoY % = 28.00
MoM % = 1.50



AIR FARE CHARGE
FOR SPECIFIED
ROUTES SINGLE
JOURNEY

YoY % = 2.12
MoM % = 0.56



JOURNEY BY
MOTORCYCLE
(OKADA)
PER DROP

YoY % = 78.86
MoM % = -10.43



WATER TRANSPORT:
WATER WAY
PASSENGER
TRANSPORTATION

YoY % = 9.22
MoM % = -2.12

TRANSPORT FARE WATCH - JULY 2021

Average Transport Fare by Categories -Enugu State



JULY 2021



BUS JOURNEY
WITHIN CITY,
PER DROP
CONSTANT ROUTE

N385.25



BUS JOURNEY
INTERCITY,
STATE ROUTE,
CHARGE PER PERSON

N1897.14



AIR FARE CHARGE
FOR SPECIFIED
ROUTES SINGLE
JOURNEY

N35800.00



JOURNEY BY
MOTORCYCLE
(OKADA)
PER DROP

N275.30



WATER TRANSPORT:
WATER WAY
PASSENGER
TRANSPORTATION

N804.20

JUNE 2021



BUS JOURNEY
WITHIN CITY,
PER DROP
CONSTANT ROUTE

N367.61



BUS JOURNEY
INTERCITY,
STATE ROUTE,
CHARGE PER PERSON

N1861.63



AIR FARE CHARGE
FOR SPECIFIED
ROUTES SINGLE
JOURNEY

N35500.00



JOURNEY BY
MOTORCYCLE
(OKADA)
PER DROP

N297.10



WATER TRANSPORT:
WATER WAY
PASSENGER
TRANSPORTATION

N810.35

YoY % & MoM %



BUS JOURNEY
WITHIN CITY,
PER DROP
CONSTANT ROUTE

YoY % = 67.14
MoM % = 4.80



BUS JOURNEY
INTERCITY,
STATE ROUTE,
CHARGE PER PERSON

YoY % = 50.57
MoM % = 1.91



AIR FARE CHARGE
FOR SPECIFIED
ROUTES SINGLE
JOURNEY

YoY % = -5.04
MoM % = 0.85



JOURNEY BY
MOTORCYCLE
(OKADA)
PER DROP

YoY % = 40.93
MoM % = -7.34



WATER TRANSPORT:
WATER WAY
PASSENGER
TRANSPORTATION

YoY % = 18.42
MoM % = -0.76

TRANSPORT FARE WATCH - JULY 2021

Average Transport Fare by Categories -Gombe State



JULY 2021



BUS JOURNEY
WITHIN CITY,
PER DROP
CONSTANT ROUTE

N430.25



BUS JOURNEY
INTERCITY,
STATE ROUTE,
CHARGE PER PERSON

N2200.30



AIR FARE CHARGE
FOR SPECIFIED
ROUTES SINGLE
JOURNEY

N35000.00



JOURNEY BY
MOTORCYCLE
(OKADA)
PER DROP

N245.10



WATER TRANSPORT:
WATER WAY
PASSENGER
TRANSPORTATION

N362.40

JUNE 2021



BUS JOURNEY
WITHIN CITY,
PER DROP
CONSTANT ROUTE

N455.06



BUS JOURNEY
INTERCITY,
STATE ROUTE,
CHARGE PER PERSON

N2134.10



AIR FARE CHARGE
FOR SPECIFIED
ROUTES SINGLE
JOURNEY

N35300.00



JOURNEY BY
MOTORCYCLE
(OKADA)
PER DROP

N240.70



WATER TRANSPORT:
WATER WAY
PASSENGER
TRANSPORTATION

N365.34

YoY % & MoM %



BUS JOURNEY
WITHIN CITY,
PER DROP
CONSTANT ROUTE

YoY % = 121.44
MoM % = -5.45



BUS JOURNEY
INTERCITY,
STATE ROUTE,
CHARGE PER PERSON

YoY % = 29.43
MoM % = 3.10



AIR FARE CHARGE
FOR SPECIFIED
ROUTES SINGLE
JOURNEY

YoY % = -1.96
MoM % = -0.85



JOURNEY BY
MOTORCYCLE
(OKADA)
PER DROP

YoY % = 145.10
MoM % = 1.83



WATER TRANSPORT:
WATER WAY
PASSENGER
TRANSPORTATION

YoY % = 81.65
MoM % = -0.80

TRANSPORT FARE WATCH - JULY 2021

Average Transport Fare by Categories -Imo State



JULY 2021



BUS JOURNEY
WITHIN CITY,
PER DROP
CONSTANT ROUTE

N450.80



BUS JOURNEY
INTERCITY,
STATE ROUTE,
CHARGE PER PERSON

N2769.14



AIR FARE CHARGE
FOR SPECIFIED
ROUTES SINGLE
JOURNEY

N37500.00



JOURNEY BY
MOTORCYCLE
(OKADA)
PER DROP

N430.55



WATER TRANSPORT:
WATER WAY
PASSENGER
TRANSPORTATION

N650.87

JUNE 2021



BUS JOURNEY
WITHIN CITY,
PER DROP
CONSTANT ROUTE

N437.92



BUS JOURNEY
INTERCITY,
STATE ROUTE,
CHARGE PER PERSON

N2752.78



AIR FARE CHARGE
FOR SPECIFIED
ROUTES SINGLE
JOURNEY

N37000.00



JOURNEY BY
MOTORCYCLE
(OKADA)
PER DROP

N435.11



WATER TRANSPORT:
WATER WAY
PASSENGER
TRANSPORTATION

N658.45

YoY % & MoM %



BUS JOURNEY
WITHIN CITY,
PER DROP
CONSTANT ROUTE

YoY % = 128.37
MoM % = 2.94



BUS JOURNEY
INTERCITY,
STATE ROUTE,
CHARGE PER PERSON

YoY % = 38.73
MoM % = 0.59



AIR FARE CHARGE
FOR SPECIFIED
ROUTES SINGLE
JOURNEY

YoY % = 1.35
MoM % = 1.35



JOURNEY BY
MOTORCYCLE
(OKADA)
PER DROP

YoY % = 92.73
MoM % = -1.05



WATER TRANSPORT:
WATER WAY
PASSENGER
TRANSPORTATION

YoY % = 12.22
MoM % = -1.15

TRANSPORT FARE WATCH - JULY 2021

Average Transport Fare by Categories -Jigawa State



JULY 2021



BUS JOURNEY
WITHIN CITY,
PER DROP
CONSTANT ROUTE

N500.13



BUS JOURNEY
INTERCITY,
STATE ROUTE,
CHARGE PER PERSON

N2256.21



AIR FARE CHARGE
FOR SPECIFIED
ROUTES SINGLE
JOURNEY

N37800.00



JOURNEY BY
MOTORCYCLE
(OKADA)
PER DROP

N200.76



WATER TRANSPORT:
WATER WAY
PASSENGER
TRANSPORTATION

N850.45

JUNE 2021



BUS JOURNEY
WITHIN CITY,
PER DROP
CONSTANT ROUTE

N490.70



BUS JOURNEY
INTERCITY,
STATE ROUTE,
CHARGE PER PERSON

N2274.06



AIR FARE CHARGE
FOR SPECIFIED
ROUTES SINGLE
JOURNEY

N38000.00



JOURNEY BY
MOTORCYCLE
(OKADA)
PER DROP

N205.60



WATER TRANSPORT:
WATER WAY
PASSENGER
TRANSPORTATION

N820.10

YoY % & MoM %



BUS JOURNEY
WITHIN CITY,
PER DROP
CONSTANT ROUTE

YoY % = 127.33
MoM % = 1.92



BUS JOURNEY
INTERCITY,
STATE ROUTE,
CHARGE PER PERSON

YoY % = 35.10
MoM % = -0.78



AIR FARE CHARGE
FOR SPECIFIED
ROUTES SINGLE
JOURNEY

YoY % = -1.82
MoM % = -0.53



JOURNEY BY
MOTORCYCLE
(OKADA)
PER DROP

YoY % = 83.01
MoM % = -2.35



WATER TRANSPORT:
WATER WAY
PASSENGER
TRANSPORTATION

YoY % = 32.88
MoM % = 3.70

TRANSPORT FARE WATCH - JULY 2021

Average Transport Fare by Categories -Kaduna State



JULY 2021



BUS JOURNEY
WITHIN CITY,
PER DROP
CONSTANT ROUTE

N400.30



BUS JOURNEY
INTERCITY,
STATE ROUTE,
CHARGE PER PERSON

N2650.42



AIR FARE CHARGE
FOR SPECIFIED
ROUTES SINGLE
JOURNEY

N37400.00



JOURNEY BY
MOTORCYCLE
(OKADA)
PER DROP

N170.08



WATER TRANSPORT:
WATER WAY
PASSENGER
TRANSPORTATION

N535.10

JUNE 2021



BUS JOURNEY
WITHIN CITY,
PER DROP
CONSTANT ROUTE

N397.20



BUS JOURNEY
INTERCITY,
STATE ROUTE,
CHARGE PER PERSON

N2604.15



AIR FARE CHARGE
FOR SPECIFIED
ROUTES SINGLE
JOURNEY

N37100.00



JOURNEY BY
MOTORCYCLE
(OKADA)
PER DROP

N175.10



WATER TRANSPORT:
WATER WAY
PASSENGER
TRANSPORTATION

N530.80

YoY % & MoM %



BUS JOURNEY
WITHIN CITY,
PER DROP
CONSTANT ROUTE

YoY % = 83.29
MoM % = 0.78



BUS JOURNEY
INTERCITY,
STATE ROUTE,
CHARGE PER PERSON

YoY % = 70.99
MoM % = 1.78



AIR FARE CHARGE
FOR SPECIFIED
ROUTES SINGLE
JOURNEY

YoY % = -0.27
MoM % = 0.81



JOURNEY BY
MOTORCYCLE
(OKADA)
PER DROP

YoY % = 70.08
MoM % = -2.87



WATER TRANSPORT:
WATER WAY
PASSENGER
TRANSPORTATION

YoY % = 58.08
MoM % = 0.81

TRANSPORT FARE WATCH - JULY 2021

Average Transport Fare by Categories -Kano State



JULY 2021



BUS JOURNEY
WITHIN CITY,
PER DROP
CONSTANT ROUTE

N460.78



BUS JOURNEY
INTERCITY,
STATE ROUTE,
CHARGE PER PERSON

N2160.20



AIR FARE CHARGE
FOR SPECIFIED
ROUTES SINGLE
JOURNEY

N36000.00



JOURNEY BY
MOTORCYCLE
(OKADA)
PER DROP

N230.12



WATER TRANSPORT:
WATER WAY
PASSENGER
TRANSPORTATION

N514.20

JUNE 2021



BUS JOURNEY
WITHIN CITY,
PER DROP
CONSTANT ROUTE

N458.22



BUS JOURNEY
INTERCITY,
STATE ROUTE,
CHARGE PER PERSON

N2100.05



AIR FARE CHARGE
FOR SPECIFIED
ROUTES SINGLE
JOURNEY

N35850.00



JOURNEY BY
MOTORCYCLE
(OKADA)
PER DROP

N237.45



WATER TRANSPORT:
WATER WAY
PASSENGER
TRANSPORTATION

N518.40

YoY % & MoM %



BUS JOURNEY
WITHIN CITY,
PER DROP
CONSTANT ROUTE

YoY % = 125.54
MoM % = 0.56



BUS JOURNEY
INTERCITY,
STATE ROUTE,
CHARGE PER PERSON

YoY % = 71.44
MoM % = 2.86



AIR FARE CHARGE
FOR SPECIFIED
ROUTES SINGLE
JOURNEY

YoY % = 1.41
MoM % = 0.42



JOURNEY BY
MOTORCYCLE
(OKADA)
PER DROP

YoY % = 130.12
MoM % = -3.09



WATER TRANSPORT:
WATER WAY
PASSENGER
TRANSPORTATION

YoY % = 11.27
MoM % = -0.81

TRANSPORT FARE WATCH - JULY 2021

Average Transport Fare by Categories -Katsina State



JULY 2021



BUS JOURNEY
WITHIN CITY,
PER DROP
CONSTANT ROUTE

N380.70



BUS JOURNEY
INTERCITY,
STATE ROUTE,
CHARGE PER PERSON

N3190.40



AIR FARE CHARGE
FOR SPECIFIED
ROUTES SINGLE
JOURNEY

N36000.00



JOURNEY BY
MOTORCYCLE
(OKADA)
PER DROP

N176.14



WATER TRANSPORT:
WATER WAY
PASSENGER
TRANSPORTATION

N720.05

JUNE 2021



BUS JOURNEY
WITHIN CITY,
PER DROP
CONSTANT ROUTE

N394.20



BUS JOURNEY
INTERCITY,
STATE ROUTE,
CHARGE PER PERSON

N3122.84



AIR FARE CHARGE
FOR SPECIFIED
ROUTES SINGLE
JOURNEY

N35700.00



JOURNEY BY
MOTORCYCLE
(OKADA)
PER DROP

N180.99



WATER TRANSPORT:
WATER WAY
PASSENGER
TRANSPORTATION

N720.10

YoY % & MoM %



BUS JOURNEY
WITHIN CITY,
PER DROP
CONSTANT ROUTE

YoY % = 41.58
MoM % = -3.42



BUS JOURNEY
INTERCITY,
STATE ROUTE,
CHARGE PER PERSON

YoY % = 59.52
MoM % = 2.16



AIR FARE CHARGE
FOR SPECIFIED
ROUTES SINGLE
JOURNEY

YoY % = 2.86
MoM % = 0.84



JOURNEY BY
MOTORCYCLE
(OKADA)
PER DROP

YoY % = 106.98
MoM % = -2.68



WATER TRANSPORT:
WATER WAY
PASSENGER
TRANSPORTATION

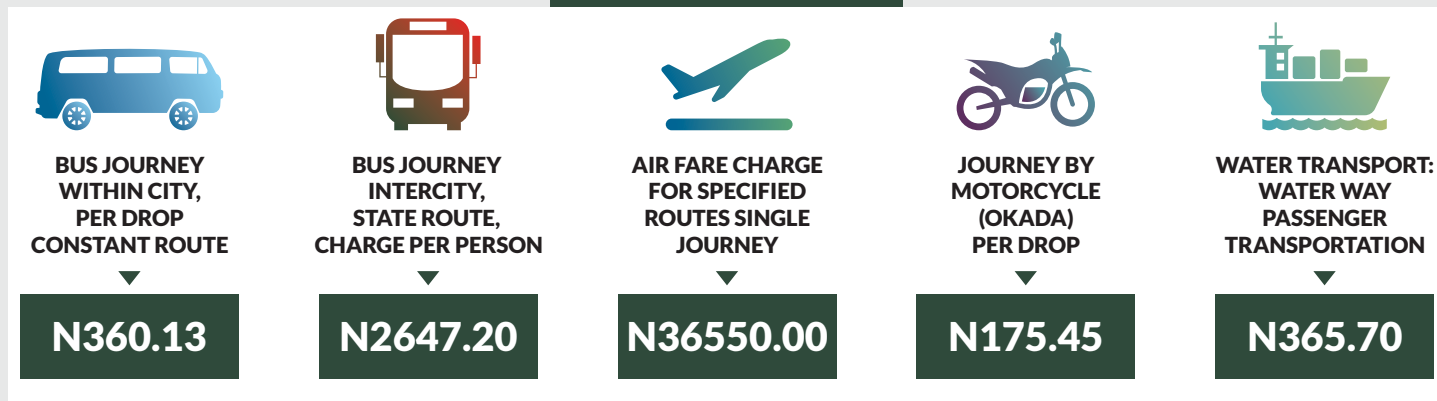
YoY % = 44.01
MoM % = -0.01

TRANSPORT FARE WATCH - JULY 2021

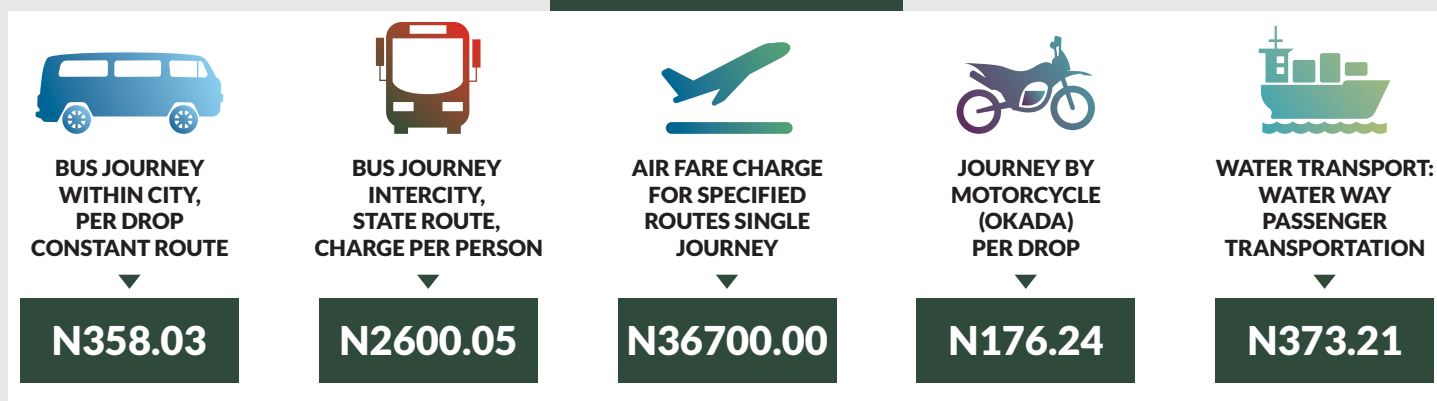
Average Transport Fare by Categories -Kebbi State



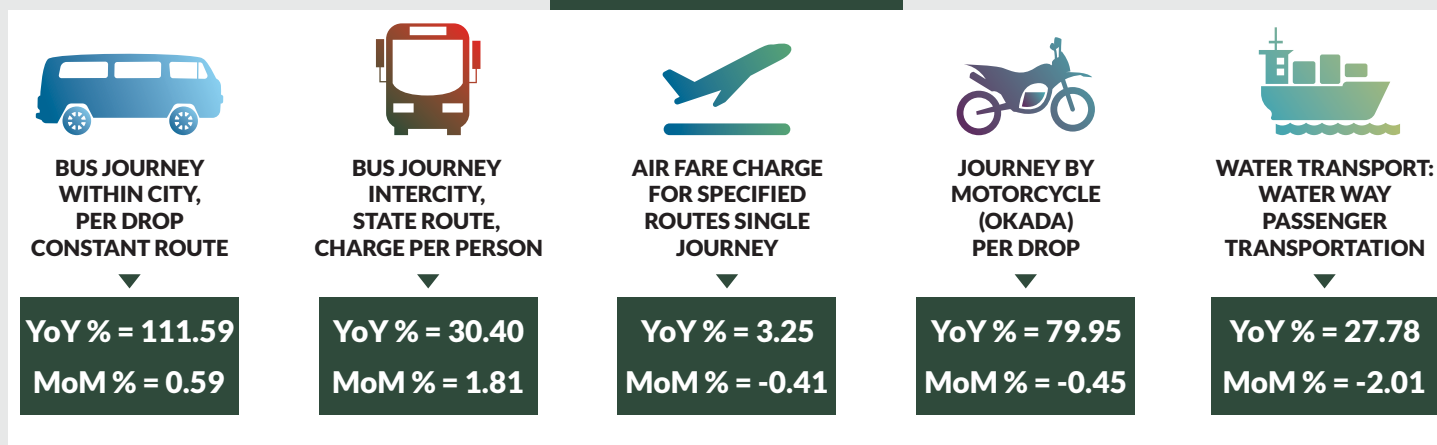
JULY 2021



JUNE 2021



YoY % & MoM %

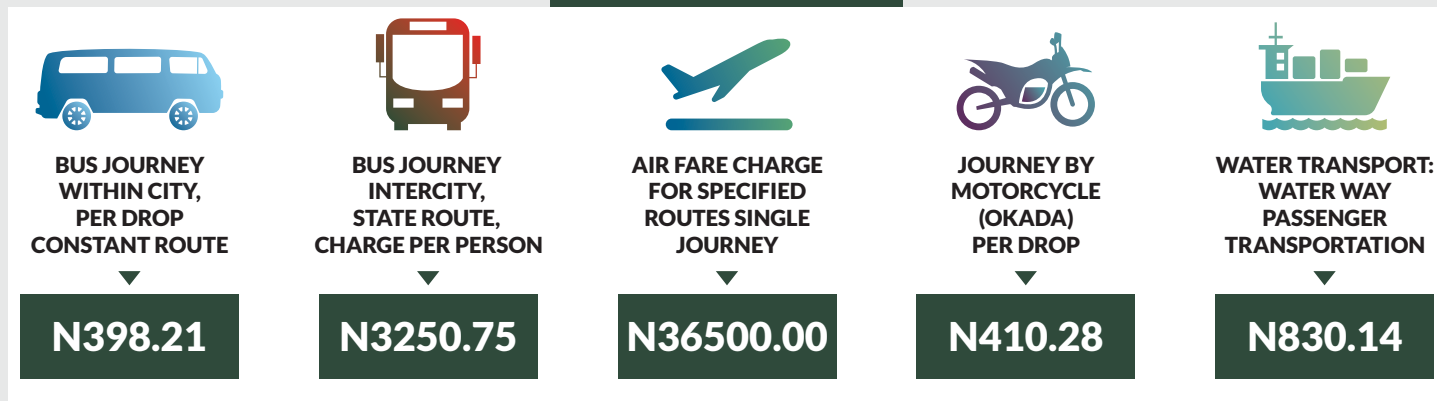


TRANSPORT FARE WATCH - JULY 2021

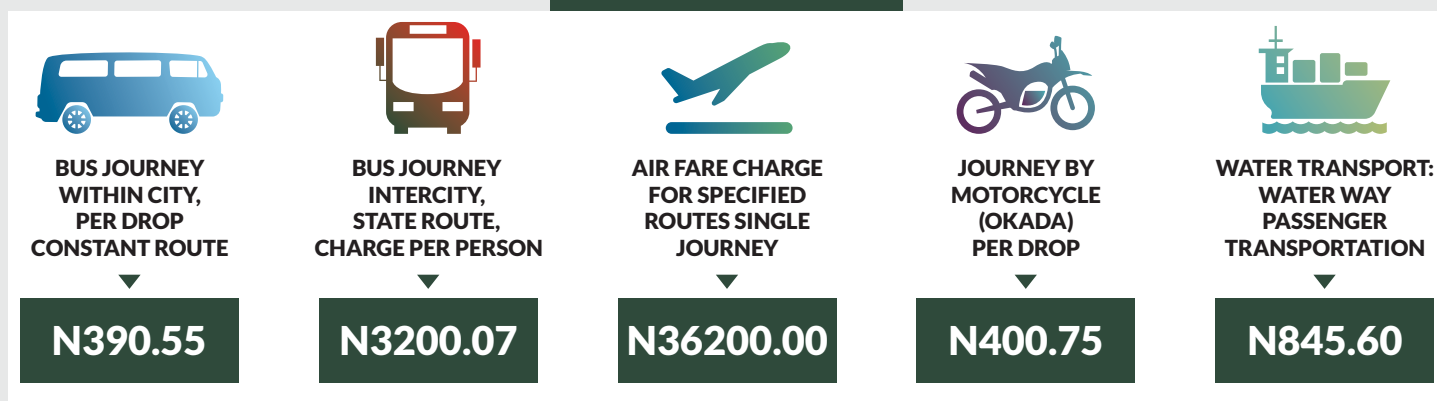
Average Transport Fare by Categories -Kogi State



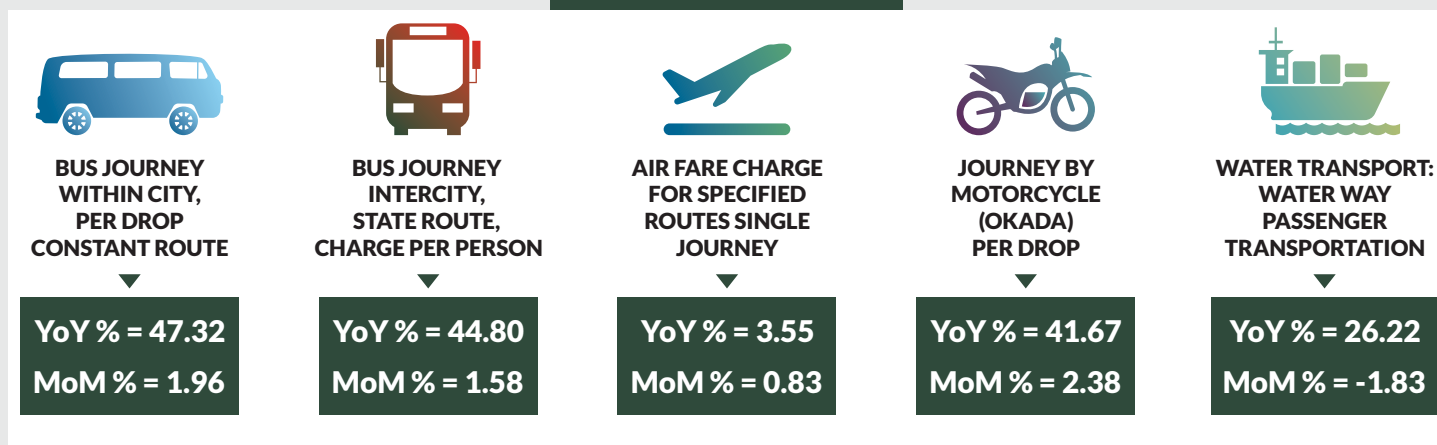
JULY 2021



JUNE 2021



YoY % & MoM %

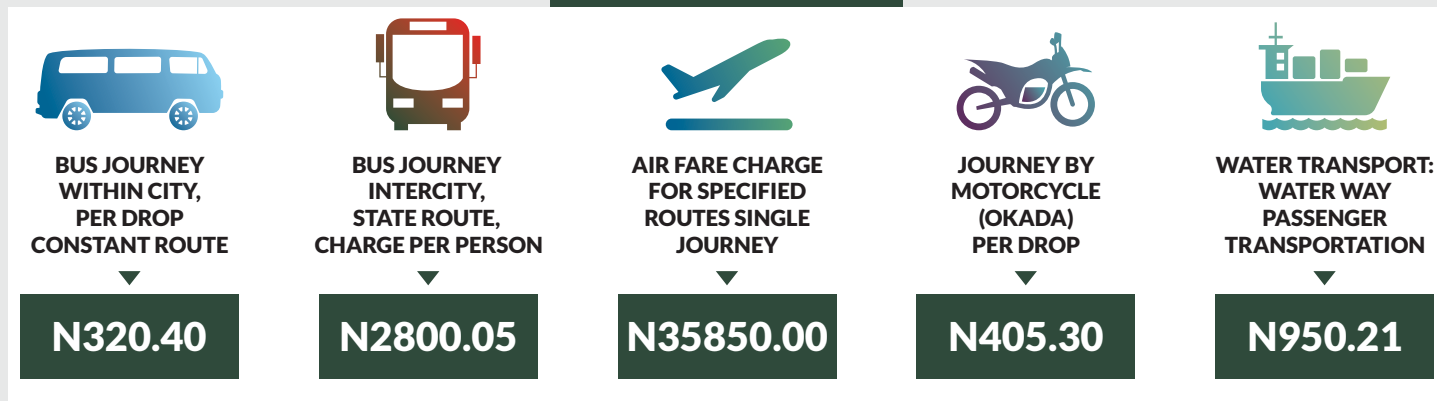


TRANSPORT FARE WATCH - JULY 2021

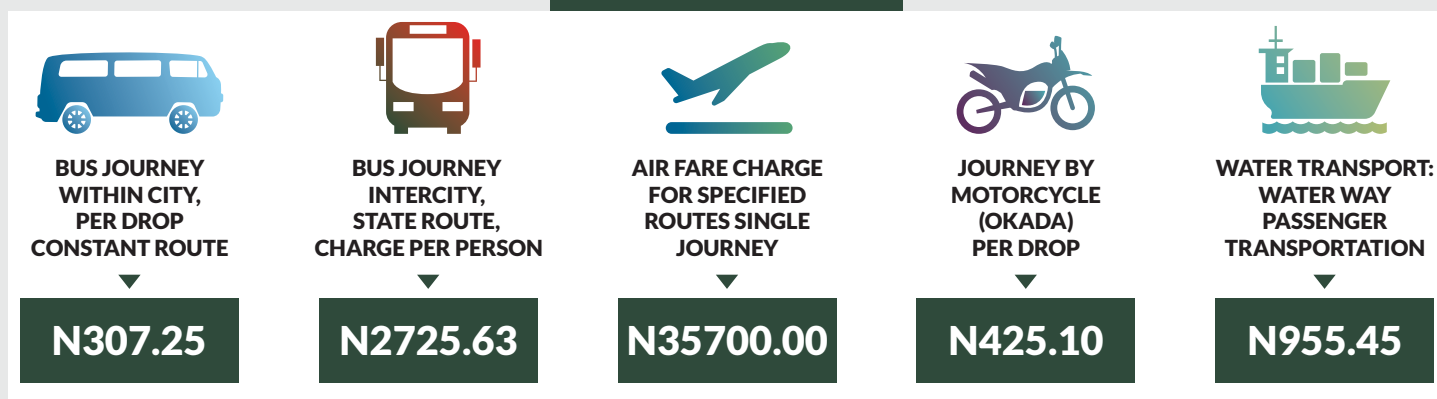
Average Transport Fare by Categories -Kwara State



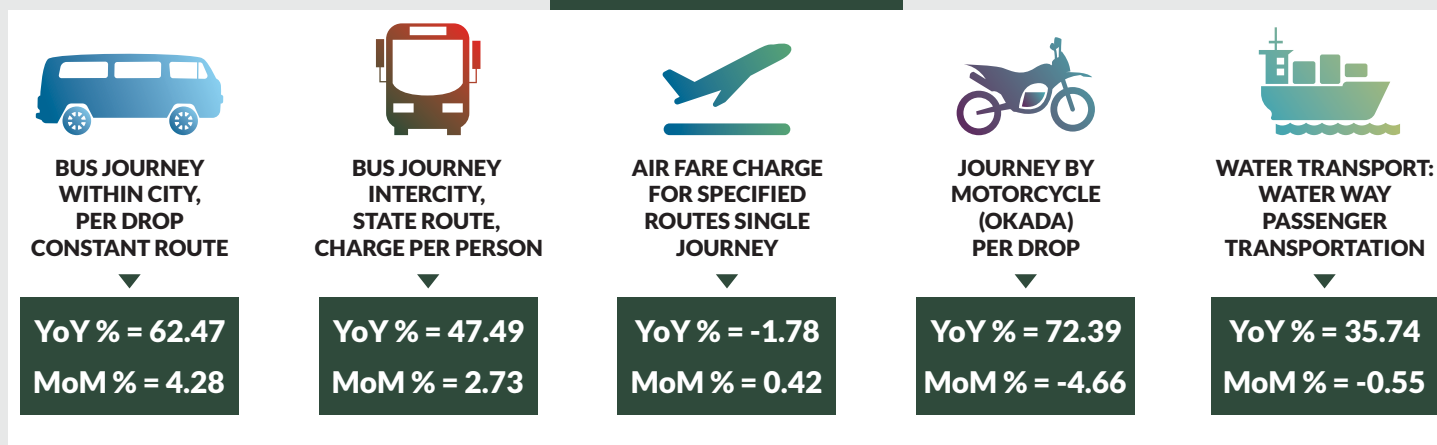
JULY 2021



JUNE 2021



YoY % & MoM %



TRANSPORT FARE WATCH - JULY 2021

Average Transport Fare by Categories -Lagos State



JULY 2021



BUS JOURNEY
WITHIN CITY,
PER DROP
CONSTANT ROUTE

N460.20



BUS JOURNEY
INTERCITY,
STATE ROUTE,
CHARGE PER PERSON

N3589.55



AIR FARE CHARGE
FOR SPECIFIED
ROUTES SINGLE
JOURNEY

N38300.00



JOURNEY BY
MOTORCYCLE
(OKADA)
PER DROP

N450.20



WATER TRANSPORT:
WATER WAY
PASSENGER
TRANSPORTATION

N800.15

JUNE 2021



BUS JOURNEY
WITHIN CITY,
PER DROP
CONSTANT ROUTE

N457.56



BUS JOURNEY
INTERCITY,
STATE ROUTE,
CHARGE PER PERSON

N3584.12



AIR FARE CHARGE
FOR SPECIFIED
ROUTES SINGLE
JOURNEY

N38000.00



JOURNEY BY
MOTORCYCLE
(OKADA)
PER DROP

N462.08



WATER TRANSPORT:
WATER WAY
PASSENGER
TRANSPORTATION

N805.60

YoY % & MoM %



BUS JOURNEY
WITHIN CITY,
PER DROP
CONSTANT ROUTE

YoY % = 32.24
MoM % = 0.58



BUS JOURNEY
INTERCITY,
STATE ROUTE,
CHARGE PER PERSON

YoY % = 40.82
MoM % = 0.15



AIR FARE CHARGE
FOR SPECIFIED
ROUTES SINGLE
JOURNEY

YoY % = -3.28
MoM % = 0.79



JOURNEY BY
MOTORCYCLE
(OKADA)
PER DROP

YoY % = 76.55
MoM % = -2.57



WATER TRANSPORT:
WATER WAY
PASSENGER
TRANSPORTATION

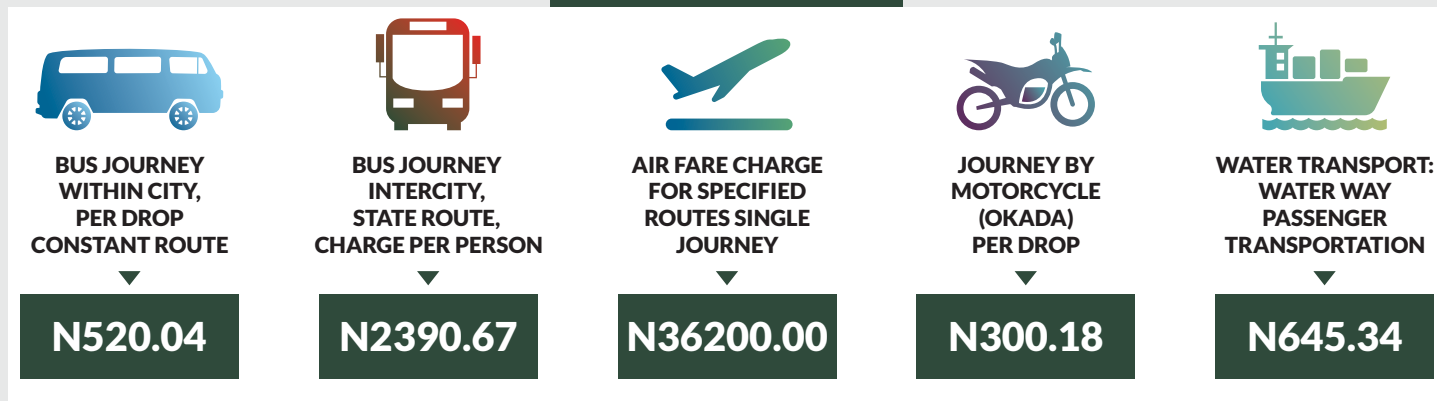
YoY % = 33.36
MoM % = -0.68

TRANSPORT FARE WATCH - JULY 2021

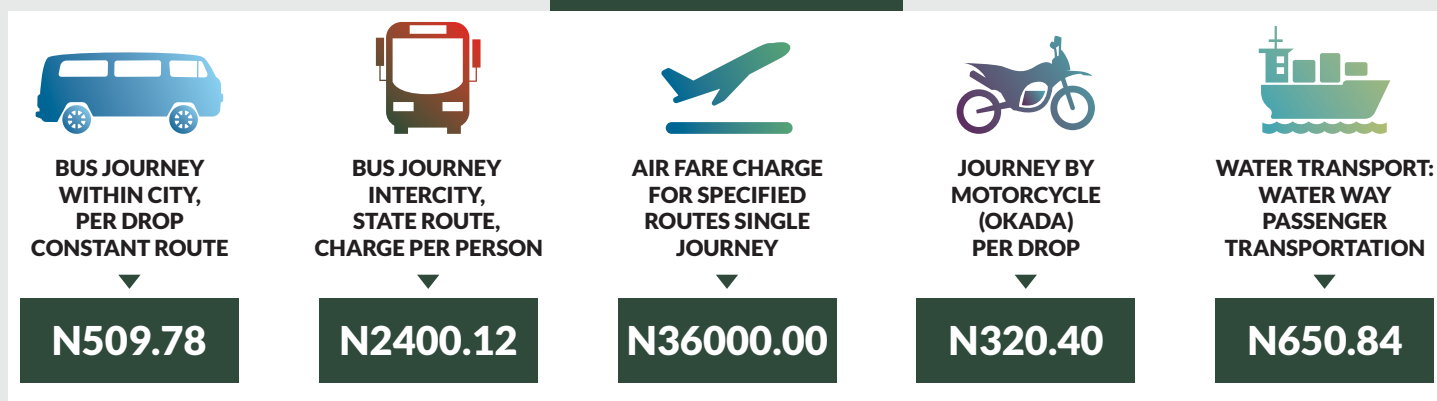
Average Transport Fare by Categories -Nasarawa State



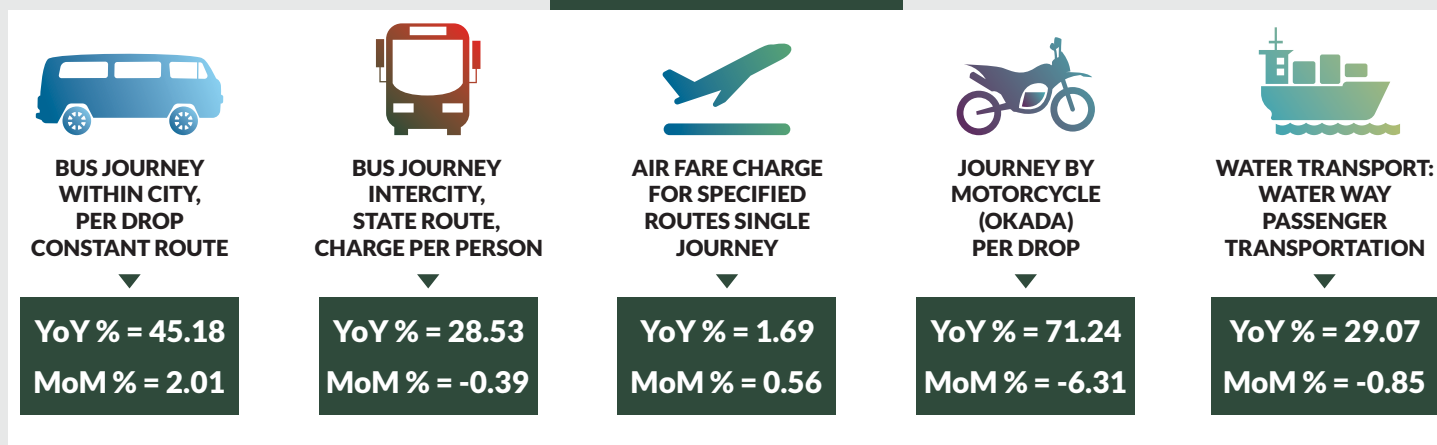
JULY 2021



JUNE 2021



YoY % & MoM %

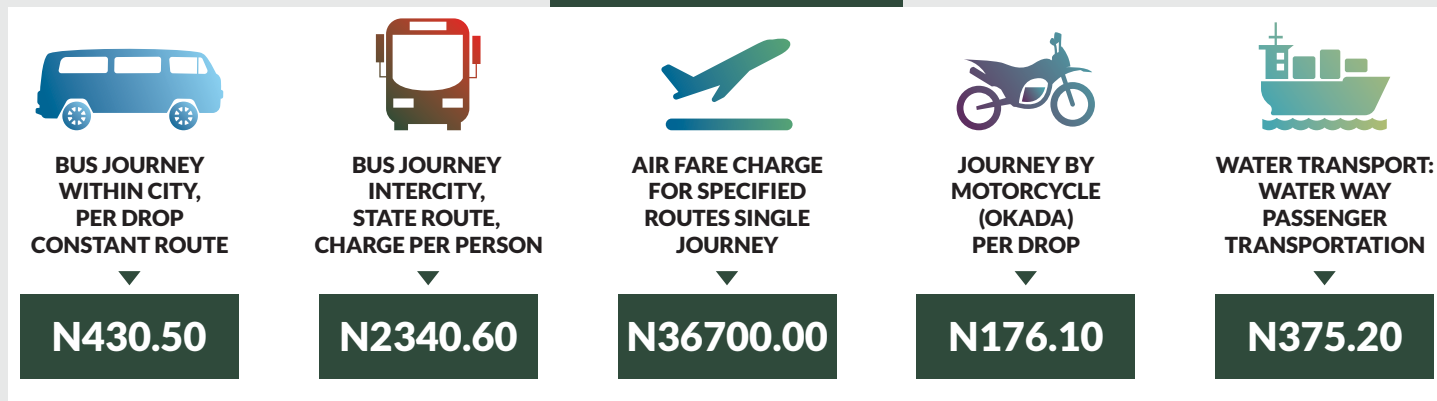


TRANSPORT FARE WATCH - JULY 2021

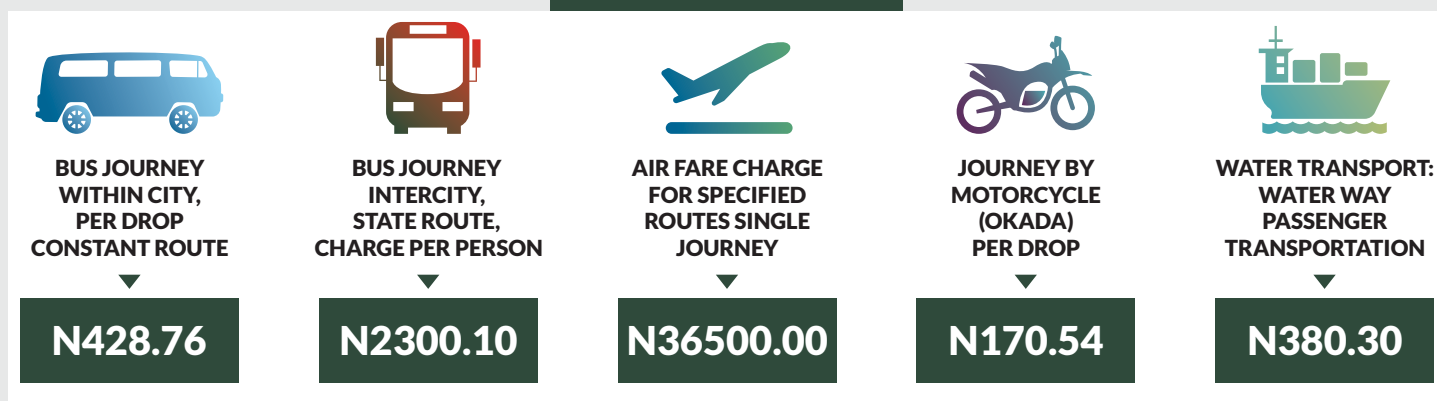
Average Transport Fare by Categories -Niger State



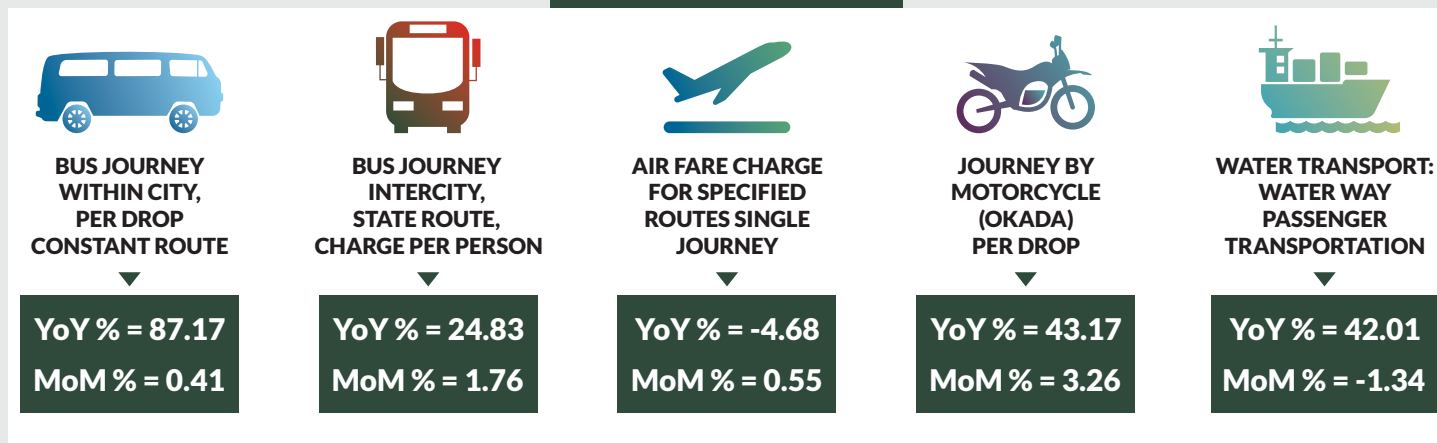
JULY 2021



JUNE 2021



YoY % & MoM %

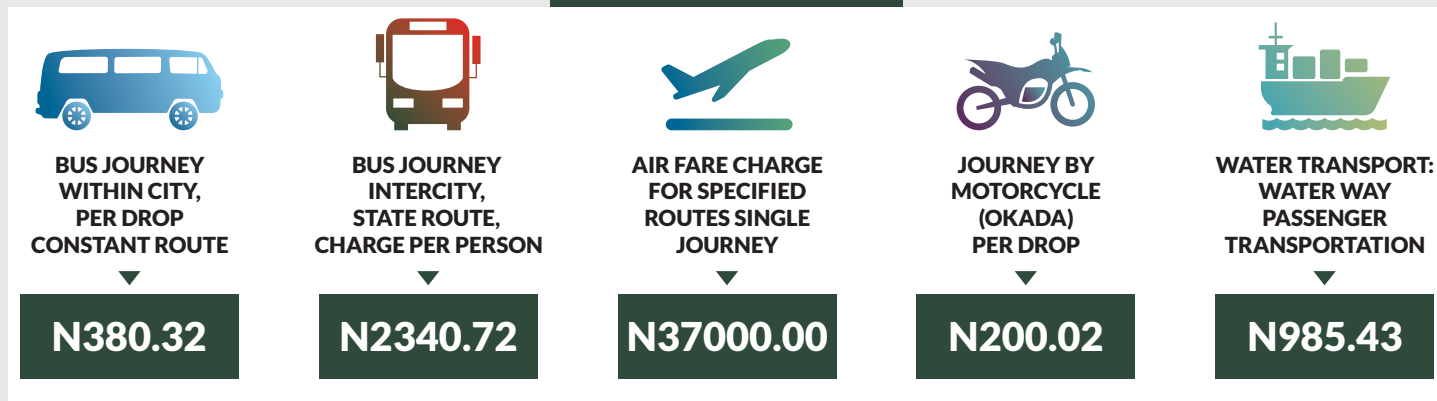


TRANSPORT FARE WATCH - JULY 2021

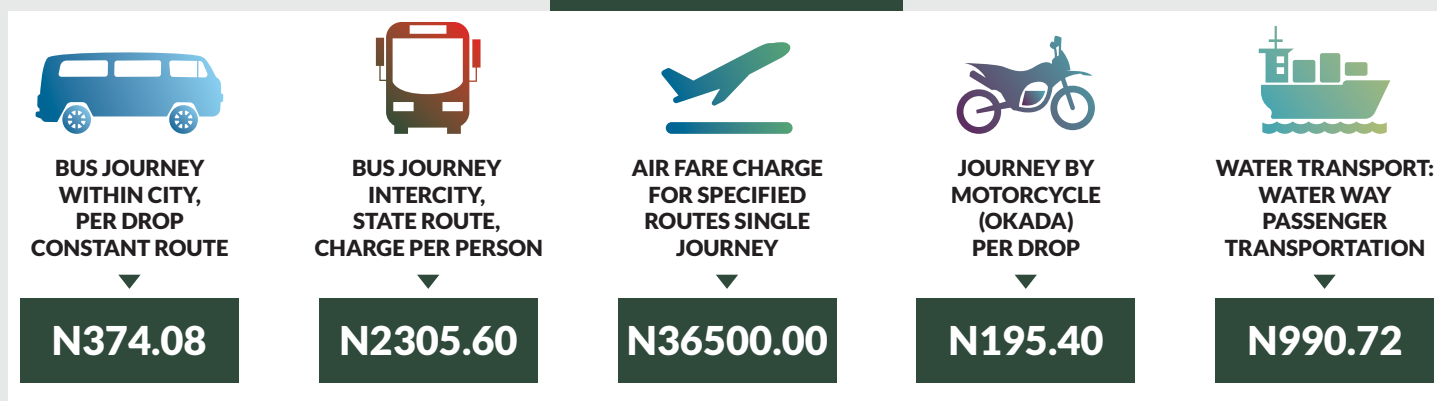
Average Transport Fare by Categories -Ogun State



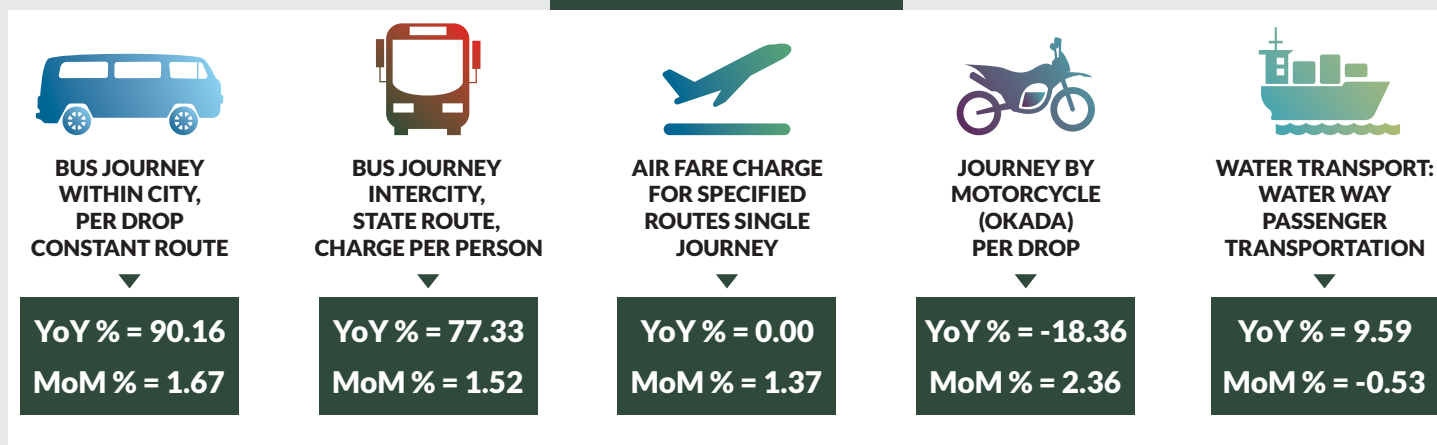
JULY 2021



JUNE 2021



YoY % & MoM %



TRANSPORT FARE WATCH - JULY 2021

Average Transport Fare by Categories -Ondo State



JULY 2021



BUS JOURNEY
WITHIN CITY,
PER DROP
CONSTANT ROUTE

N482.14



BUS JOURNEY
INTERCITY,
STATE ROUTE,
CHARGE PER PERSON

N2790.80



AIR FARE CHARGE
FOR SPECIFIED
ROUTES SINGLE
JOURNEY

N36800.00



JOURNEY BY
MOTORCYCLE
(OKADA)
PER DROP

N385.20



WATER TRANSPORT:
WATER WAY
PASSENGER
TRANSPORTATION

N840.10

JUNE 2021



BUS JOURNEY
WITHIN CITY,
PER DROP
CONSTANT ROUTE

N475.20



BUS JOURNEY
INTERCITY,
STATE ROUTE,
CHARGE PER PERSON

N2771.30



AIR FARE CHARGE
FOR SPECIFIED
ROUTES SINGLE
JOURNEY

N36650.00



JOURNEY BY
MOTORCYCLE
(OKADA)
PER DROP

N397.84



WATER TRANSPORT:
WATER WAY
PASSENGER
TRANSPORTATION

N867.55

YoY % & MoM %



BUS JOURNEY
WITHIN CITY,
PER DROP
CONSTANT ROUTE

YoY % = 80.58
MoM % = 1.46



BUS JOURNEY
INTERCITY,
STATE ROUTE,
CHARGE PER PERSON

YoY % = 19.25
MoM % = 0.70



AIR FARE CHARGE
FOR SPECIFIED
ROUTES SINGLE
JOURNEY

YoY % = 2.22
MoM % = 0.41



JOURNEY BY
MOTORCYCLE
(OKADA)
PER DROP

YoY % = 49.13
MoM % = -3.18



WATER TRANSPORT:
WATER WAY
PASSENGER
TRANSPORTATION

YoY % = 9.33
MoM % = -3.16

TRANSPORT FARE WATCH - JULY 2021

Average Transport Fare by Categories -Osun State



JULY 2021



BUS JOURNEY
WITHIN CITY,
PER DROP
CONSTANT ROUTE

N355.43



BUS JOURNEY
INTERCITY,
STATE ROUTE,
CHARGE PER PERSON

N2000.25



AIR FARE CHARGE
FOR SPECIFIED
ROUTES SINGLE
JOURNEY

N36500.00



JOURNEY BY
MOTORCYCLE
(OKADA)
PER DROP

N275.34



WATER TRANSPORT:
WATER WAY
PASSENGER
TRANSPORTATION

N655.08

JUNE 2021



BUS JOURNEY
WITHIN CITY,
PER DROP
CONSTANT ROUTE

N350.20



BUS JOURNEY
INTERCITY,
STATE ROUTE,
CHARGE PER PERSON

N1992.45



AIR FARE CHARGE
FOR SPECIFIED
ROUTES SINGLE
JOURNEY

N36200.00



JOURNEY BY
MOTORCYCLE
(OKADA)
PER DROP

N280.15



WATER TRANSPORT:
WATER WAY
PASSENGER
TRANSPORTATION

N670.50

YoY % & MoM %



BUS JOURNEY
WITHIN CITY,
PER DROP
CONSTANT ROUTE

YoY % = 77.72
MoM % = 1.49



BUS JOURNEY
INTERCITY,
STATE ROUTE,
CHARGE PER PERSON

YoY % = 51.48
MoM % = 0.39



AIR FARE CHARGE
FOR SPECIFIED
ROUTES SINGLE
JOURNEY

YoY % = 2.24
MoM % = 0.83



JOURNEY BY
MOTORCYCLE
(OKADA)
PER DROP

YoY % = 39.31
MoM % = -1.72



WATER TRANSPORT:
WATER WAY
PASSENGER
TRANSPORTATION

YoY % = 14.30
MoM % = -2.30

TRANSPORT FARE WATCH - JULY 2021

Average Transport Fare by Categories -Oyo State



JULY 2021



BUS JOURNEY
WITHIN CITY,
PER DROP
CONSTANT ROUTE

N210.30



BUS JOURNEY
INTERCITY,
STATE ROUTE,
CHARGE PER PERSON

N2650.45



AIR FARE CHARGE
FOR SPECIFIED
ROUTES SINGLE
JOURNEY

N36800.00



JOURNEY BY
MOTORCYCLE
(OKADA)
PER DROP

N274.05



WATER TRANSPORT:
WATER WAY
PASSENGER
TRANSPORTATION

N640.10

JUNE 2021



BUS JOURNEY
WITHIN CITY,
PER DROP
CONSTANT ROUTE

N206.40



BUS JOURNEY
INTERCITY,
STATE ROUTE,
CHARGE PER PERSON

N2700.13



AIR FARE CHARGE
FOR SPECIFIED
ROUTES SINGLE
JOURNEY

N36500.00



JOURNEY BY
MOTORCYCLE
(OKADA)
PER DROP

N280.21



WATER TRANSPORT:
WATER WAY
PASSENGER
TRANSPORTATION

N645.80

YoY % & MoM %



BUS JOURNEY
WITHIN CITY,
PER DROP
CONSTANT ROUTE

YoY % = -26.00
MoM % = 1.89



BUS JOURNEY
INTERCITY,
STATE ROUTE,
CHARGE PER PERSON

YoY % = 35.92
MoM % = -1.84



AIR FARE CHARGE
FOR SPECIFIED
ROUTES SINGLE
JOURNEY

YoY % = 2.89
MoM % = 0.82



JOURNEY BY
MOTORCYCLE
(OKADA)
PER DROP

YoY % = 95.75
MoM % = -2.20



WATER TRANSPORT:
WATER WAY
PASSENGER
TRANSPORTATION

YoY % = 13.88
MoM % = -0.88

TRANSPORT FARE WATCH - JULY 2021

Average Transport Fare by Categories -Plateau State



JULY 2021



BUS JOURNEY
WITHIN CITY,
PER DROP
CONSTANT ROUTE

N483.09



BUS JOURNEY
INTERCITY,
STATE ROUTE,
CHARGE PER PERSON

N3200.12



AIR FARE CHARGE
FOR SPECIFIED
ROUTES SINGLE
JOURNEY

N36500.00



JOURNEY BY
MOTORCYCLE
(OKADA)
PER DROP

N330.02



WATER TRANSPORT:
WATER WAY
PASSENGER
TRANSPORTATION

N638.50

JUNE 2021



BUS JOURNEY
WITHIN CITY,
PER DROP
CONSTANT ROUTE

N473.17



BUS JOURNEY
INTERCITY,
STATE ROUTE,
CHARGE PER PERSON

N3291.25



AIR FARE CHARGE
FOR SPECIFIED
ROUTES SINGLE
JOURNEY

N36700.00



JOURNEY BY
MOTORCYCLE
(OKADA)
PER DROP

N329.14



WATER TRANSPORT:
WATER WAY
PASSENGER
TRANSPORTATION

N650.95

YoY % & MoM %



BUS JOURNEY
WITHIN CITY,
PER DROP
CONSTANT ROUTE

YoY % = 69.56
MoM % = 2.10



BUS JOURNEY
INTERCITY,
STATE ROUTE,
CHARGE PER PERSON

YoY % = 24.37
MoM % = -2.77



AIR FARE CHARGE
FOR SPECIFIED
ROUTES SINGLE
JOURNEY

YoY % = -3.69
MoM % = -0.54



JOURNEY BY
MOTORCYCLE
(OKADA)
PER DROP

YoY % = 95.74
MoM % = 0.27



WATER TRANSPORT:
WATER WAY
PASSENGER
TRANSPORTATION

YoY % = 35.25
MoM % = -1.91

TRANSPORT FARE WATCH - JULY 2021

Average Transport Fare by Categories -Rivers State



JULY 2021



BUS JOURNEY
WITHIN CITY,
PER DROP
CONSTANT ROUTE

N300.25



BUS JOURNEY
INTERCITY,
STATE ROUTE,
CHARGE PER PERSON

N2195.43



AIR FARE CHARGE
FOR SPECIFIED
ROUTES SINGLE
JOURNEY

N38550.00



JOURNEY BY
MOTORCYCLE
(OKADA)
PER DROP

N425.10



WATER TRANSPORT:
WATER WAY
PASSENGER
TRANSPORTATION

N2290.23

JUNE 2021



BUS JOURNEY
WITHIN CITY,
PER DROP
CONSTANT ROUTE

N297.11



BUS JOURNEY
INTERCITY,
STATE ROUTE,
CHARGE PER PERSON

N2170.60



AIR FARE CHARGE
FOR SPECIFIED
ROUTES SINGLE
JOURNEY

N38750.00



JOURNEY BY
MOTORCYCLE
(OKADA)
PER DROP

N428.35



WATER TRANSPORT:
WATER WAY
PASSENGER
TRANSPORTATION

N2298.35

YoY % & MoM %



BUS JOURNEY
WITHIN CITY,
PER DROP
CONSTANT ROUTE

YoY % = 76.62
MoM % = 1.06



BUS JOURNEY
INTERCITY,
STATE ROUTE,
CHARGE PER PERSON

YoY % = 21.97
MoM % = 1.14



AIR FARE CHARGE
FOR SPECIFIED
ROUTES SINGLE
JOURNEY

YoY % = -1.15
MoM % = -0.52



JOURNEY BY
MOTORCYCLE
(OKADA)
PER DROP

YoY % = 44.49
MoM % = -0.76



WATER TRANSPORT:
WATER WAY
PASSENGER
TRANSPORTATION

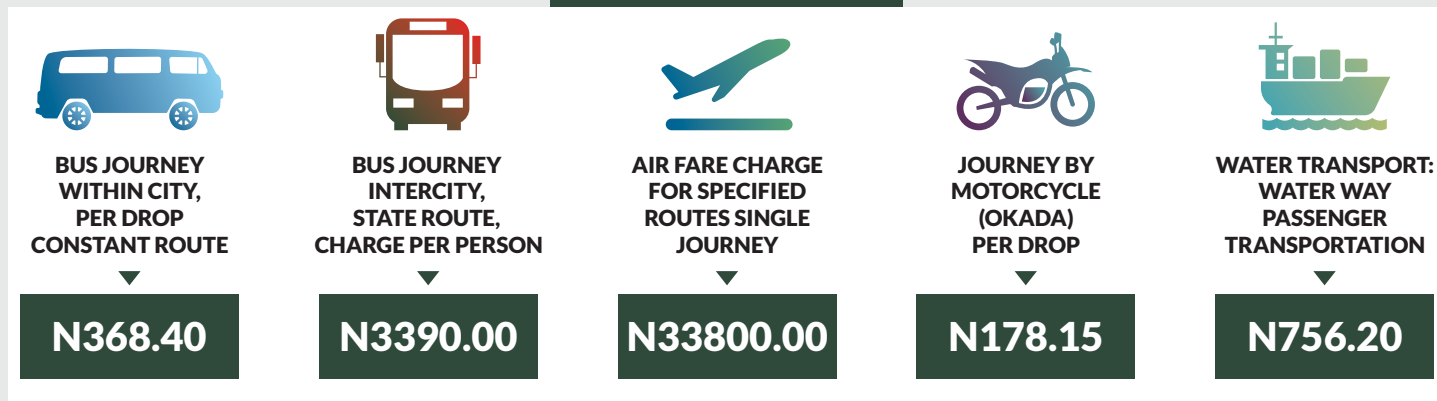
YoY % = 17.99
MoM % = -0.35

TRANSPORT FARE WATCH - JULY 2021

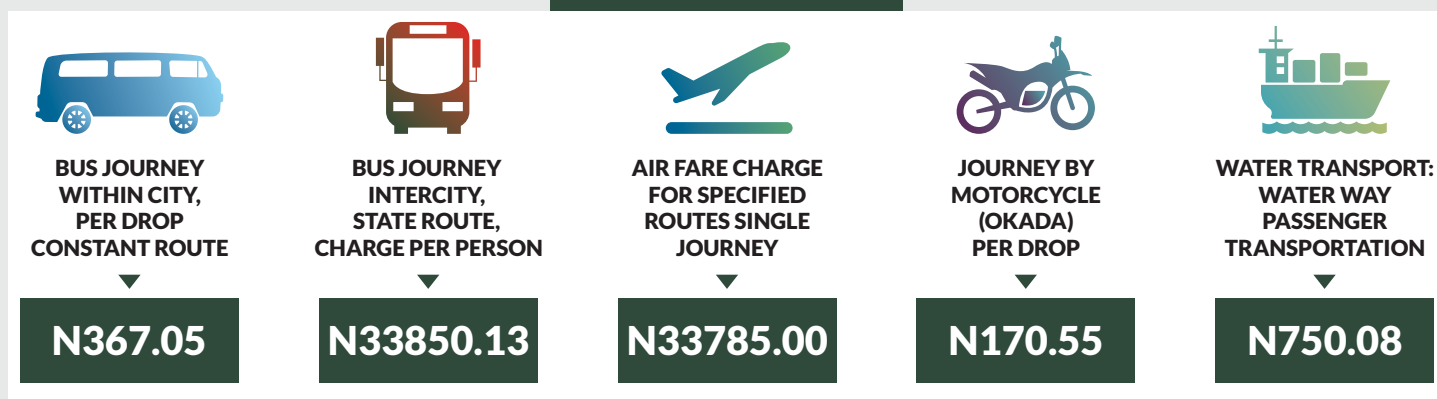
Average Transport Fare by Categories -Sokoto State



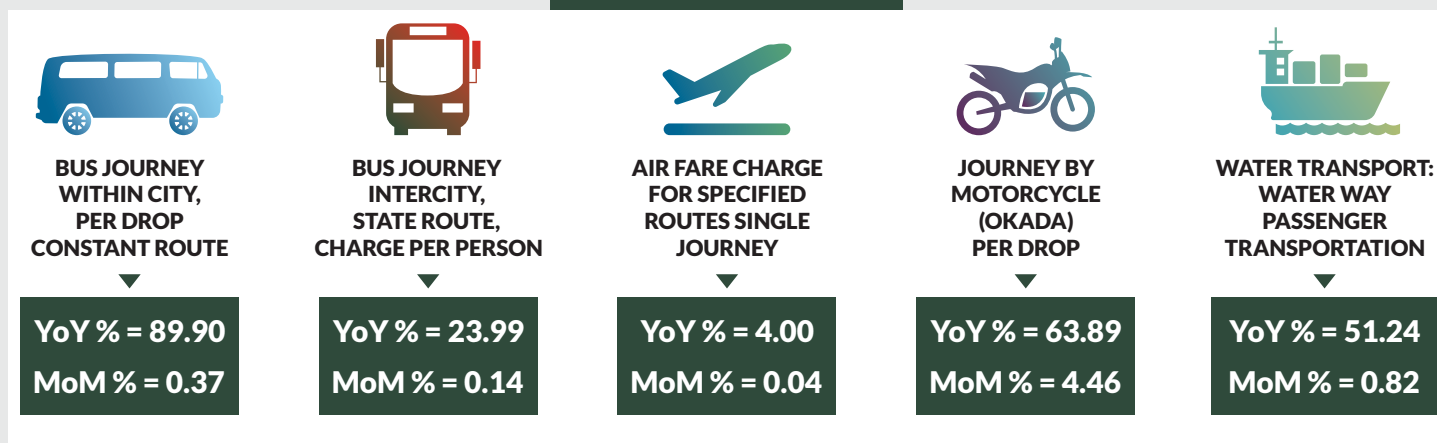
JULY 2021



JUNE 2021



YoY % & MoM %



TRANSPORT FARE WATCH - JULY 2021

Average Transport Fare by Categories -Taraba State



JULY 2021



BUS JOURNEY
WITHIN CITY,
PER DROP
CONSTANT ROUTE

N530.45



BUS JOURNEY
INTERCITY,
STATE ROUTE,
CHARGE PER PERSON

N2455.20



AIR FARE CHARGE
FOR SPECIFIED
ROUTES SINGLE
JOURNEY

N35700.00



JOURNEY BY
MOTORCYCLE
(OKADA)
PER DROP

N450.05



WATER TRANSPORT:
WATER WAY
PASSENGER
TRANSPORTATION

N384.96

JUNE 2021



BUS JOURNEY
WITHIN CITY,
PER DROP
CONSTANT ROUTE

N527.12



BUS JOURNEY
INTERCITY,
STATE ROUTE,
CHARGE PER PERSON

N2490.66



AIR FARE CHARGE
FOR SPECIFIED
ROUTES SINGLE
JOURNEY

N35680.00



JOURNEY BY
MOTORCYCLE
(OKADA)
PER DROP

N450.17



WATER TRANSPORT:
WATER WAY
PASSENGER
TRANSPORTATION

N380.90

YoY % & MoM %



BUS JOURNEY
WITHIN CITY,
PER DROP
CONSTANT ROUTE

YoY % = 80.36
MoM % = 0.63



BUS JOURNEY
INTERCITY,
STATE ROUTE,
CHARGE PER PERSON

YoY % = 22.76
MoM % = -1.42



AIR FARE CHARGE
FOR SPECIFIED
ROUTES SINGLE
JOURNEY

YoY % = -0.83
MoM % = 0.06



JOURNEY BY
MOTORCYCLE
(OKADA)
PER DROP

YoY % = 114.31
MoM % = -0.03



WATER TRANSPORT:
WATER WAY
PASSENGER
TRANSPORTATION

YoY % = 11.58
MoM % = 1.07

TRANSPORT FARE WATCH - JULY 2021

Average Transport Fare by Categories -Yobe State



JULY 2021



BUS JOURNEY
WITHIN CITY,
PER DROP
CONSTANT ROUTE

N428.30



BUS JOURNEY
INTERCITY,
STATE ROUTE,
CHARGE PER PERSON

N2020.14



AIR FARE CHARGE
FOR SPECIFIED
ROUTES SINGLE
JOURNEY

N37500.00



JOURNEY BY
MOTORCYCLE
(OKADA)
PER DROP

N460.05



WATER TRANSPORT:
WATER WAY
PASSENGER
TRANSPORTATION

N510.20

JUNE 2021



BUS JOURNEY
WITHIN CITY,
PER DROP
CONSTANT ROUTE

N420.15



BUS JOURNEY
INTERCITY,
STATE ROUTE,
CHARGE PER PERSON

N2017.33



AIR FARE CHARGE
FOR SPECIFIED
ROUTES SINGLE
JOURNEY

N37550.00



JOURNEY BY
MOTORCYCLE
(OKADA)
PER DROP

N458.11



WATER TRANSPORT:
WATER WAY
PASSENGER
TRANSPORTATION

N515.09

YoY % & MoM %



BUS JOURNEY
WITHIN CITY,
PER DROP
CONSTANT ROUTE

YoY % = 74.82
MoM % = 1.94



BUS JOURNEY
INTERCITY,
STATE ROUTE,
CHARGE PER PERSON

YoY % = 30.33
MoM % = 0.14



AIR FARE CHARGE
FOR SPECIFIED
ROUTES SINGLE
JOURNEY

YoY % = 0.81
MoM % = -0.13



JOURNEY BY
MOTORCYCLE
(OKADA)
PER DROP

YoY % = 74.26
MoM % = 0.42



WATER TRANSPORT:
WATER WAY
PASSENGER
TRANSPORTATION

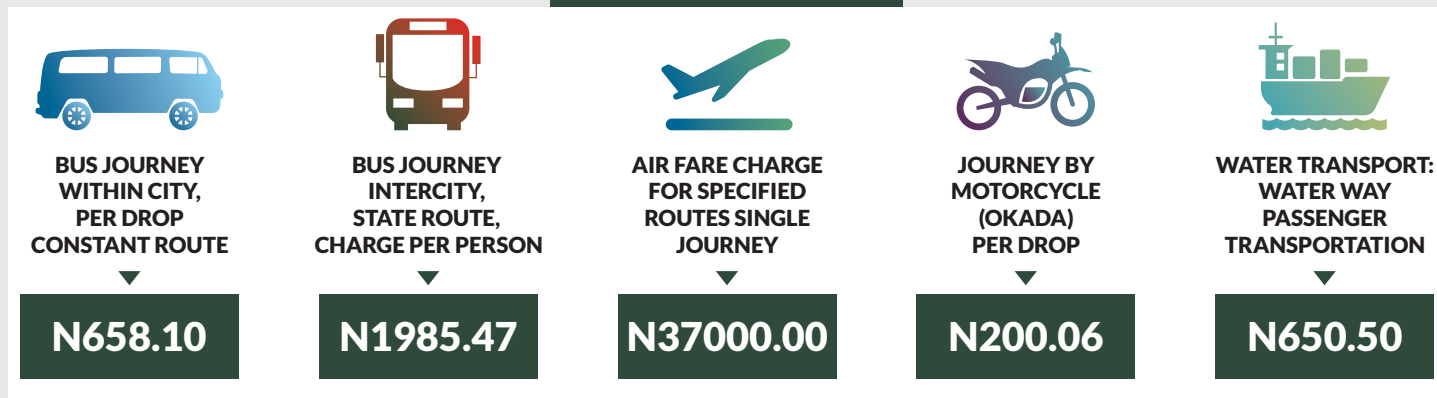
YoY % = 27.55
MoM % = -0.95

TRANSPORT FARE WATCH - JULY 2021

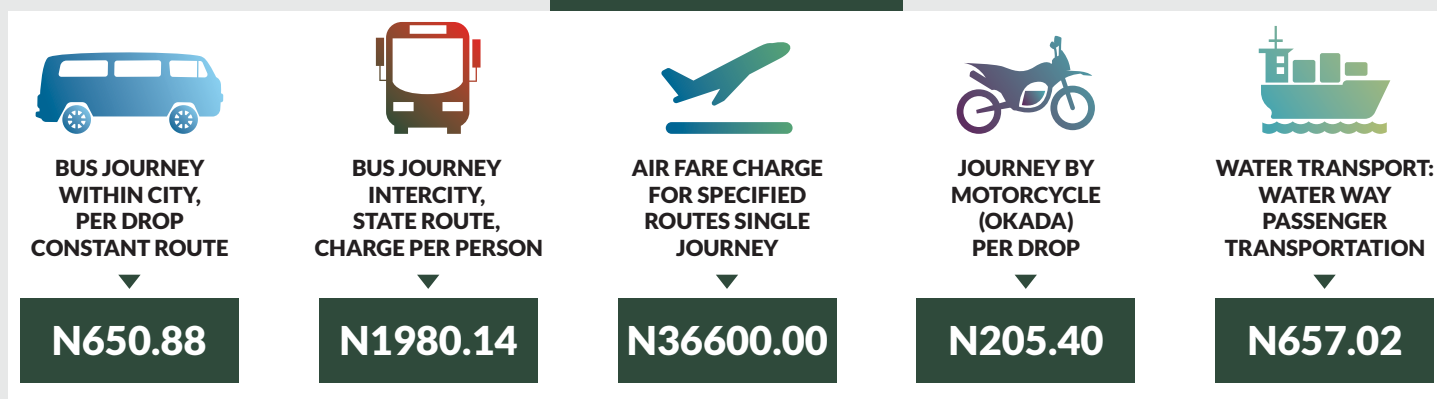
Average Transport Fare by Categories -Zamfara State



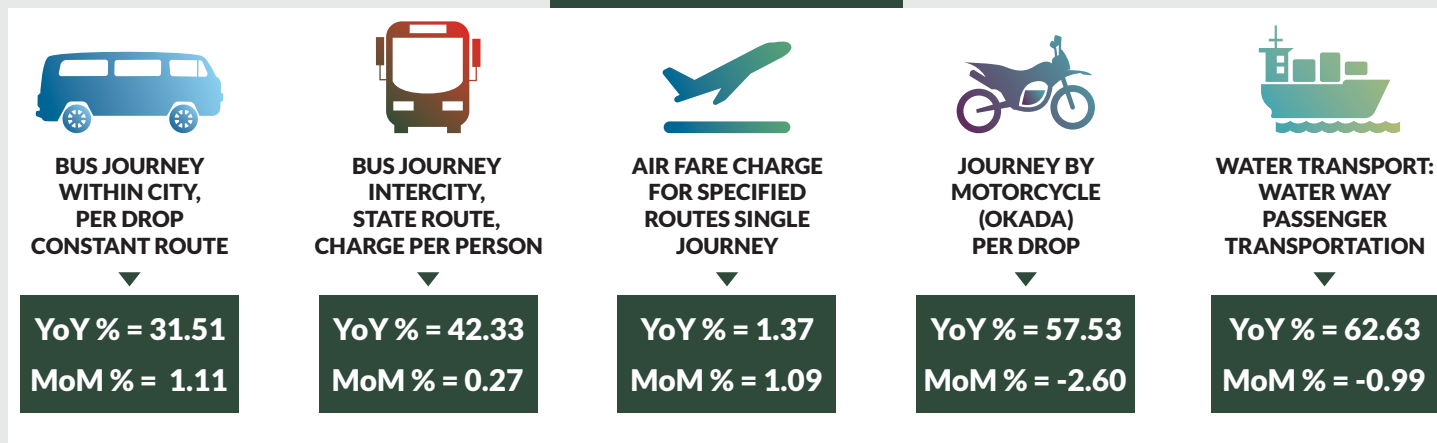
JULY 2021



JUNE 2021



YoY % & MoM %



METHODOLOGY

Field work is done solely by over 700 NBS Staff in all States of the federation supported by supervisors who are monitored by internal and external observers.

Prices are collected across all the 774 local governments across all States and the FCT from over 10,000 respondents and locations and reflect actual fare households state they actually paid for those services.

The average of all these fares is then reported for each state and the average for the country is the average for the state.

NBS audit team subsequently conducts randomly selected verification of fares recorded.

ACKNOWLEDGEMENTS/CONTACTS

Acknowledgements

We acknowledge our technical partners, Proshare in the design, concept and production of this publication.





Contact Us

 @nigerianstat

 NBSNigeria

 www.nigerianstat.gov.ng

 **Head Office Address**
Plot 762, Independence Avenue, Central
Business District, FCT, Abuja Nigeria.

 +234 803 386 5388

 feedback@nigerianstat.gov.ng