



NATIONAL BUREAU OF STATISTICS

Transport Fare Watch

(APRIL 2021)



Report Date: May 2021

Data Source: National Bureau of Statistics (NBS)

CONTENTS

Executive Summary	1
Average Transport Fare Across States	
-States Bus Journey Within City, Per Drop Constant Route	2
-States Bus Journey Intercity, State Route, Charge per person	3
-Air Fare Charge for Specified Routes Single Journey	4
-Journey by Motorcycle (Okada) Per Drop	5
-Waterway Passenger Transport	6
Average Transport Fare by Categories - All States	
Abia	7
Abuja	8
Adamawa	9
Akwa Ibom	10
Anambra	11
Bauchi	12
Bayelsa	13
Benue	14
Borno	15
Cross River	16
Delta	17
Ebonyi	18
Edo	19
Ekiti	20
Enugu	21
Gombe	22
Imo	23
Jigawa	24
Kaduna	25
Kano	26
Katsina	27
Kebbi	28
Kogi	29
Kwara	30
Lagos	31
Nassarawa	32
Niger	33
Ogun	34
Ondo	35
Osun	36
Oyo	37
Plateau	38
Rivers	39
Sokoto	40
Taraba	41
Yobe	42
Zamfara	43
Methodology	44
Acknowledgment and Contact	45

EXECUTIVE SUMMARY

The Transport fare Watch report for April 2021 covers the following categories namely bus journey within the city per drop constant route; bus journey intercity, state route, charge per person; air fare charge for specified routes single journey; journey by motorcycle (Okada) per drop; and water way passenger transport.

Average fare paid by commuters for bus journey within the city increased by 2.34% month-on-month and by 72.59% year-on-year to N386.10 in April 2021 from N377.27 in March 2021. States with highest bus journey fare within city were Zamfara (N620.35), Bauchi (N600.35) and Nasarawa (N500.23) while States with lowest bus journey fare within city were Oyo (N200.07), Abia (N215.04) and Borno (N263.45).

Average fare paid by commuters for bus journey intercity increased by 1.48% month-on-month and by 37.50% year-on-year to N2,446.86 in April 2021 from N2,411.29 in March 2021. States with highest bus journey fare intercity were Abuja FCT (N4,594.21), Lagos (N3,500.20) and Sokoto (N3,340.30) while States with lowest bus journey fare within city were Bayelsa (N1,764.55), Bauchi (N1,782.12) and Enugu (N1,800.40).

Average fare paid by air passengers for specified routes single journey decreased by -0.24% month-on-month and increased by 18.43% year-on-year to N36,409.46 in April 2021 from N36,495.41 in March 2021. States with highest air fare were Anambra (N38,650.00), Bauchi (N38,550.00), Lagos (N38,400.00) while States with lowest air fare were Akwa-Ibom (N32,750.00), Sokoto (N33,500.00), and Enugu (N35,200.00).

Average fare paid by commuters for journey by motorcycle per drop increased by 1.79% month-on-month and by 86.41% year-on-year to N276.30 in April 2021 from N271.44 in March 2021. States with highest journey fare by motorcycle per drop were Yobe (N455.02), Lagos (N435.21) and Taraba (N430.55) while states with lowest journey fare by motorcycle per drop were Adamawa (N95.10), Katsina (N155.04) and Niger (N160.20).

Average fare paid by passengers for water way passenger transport increased by 1.47% month-on-month and by 35.22% year-on-year to N820.23 in April 2021 from N808.38 in March 2021. States with highest fare by water way passenger transport were Delta (N2,400.00), Bayelsa (N2,358.60) and Rivers (N2,300.00) while states with lowest fare by water way passenger transport were Borno (N260.14), Gombe (N315.60) and Kebbi (N350.65).

TRANSPORT FARE WATCH - APRIL 2021

Average Transport Fare Across States -Bus Journey Within City , Per Drop Constant Route



YoY = 72.59%

N223.71

APRIL 2020 Average



AVERAGE

N386.10



MoM = 2.34%

N377.27

MARCH 2021 Average

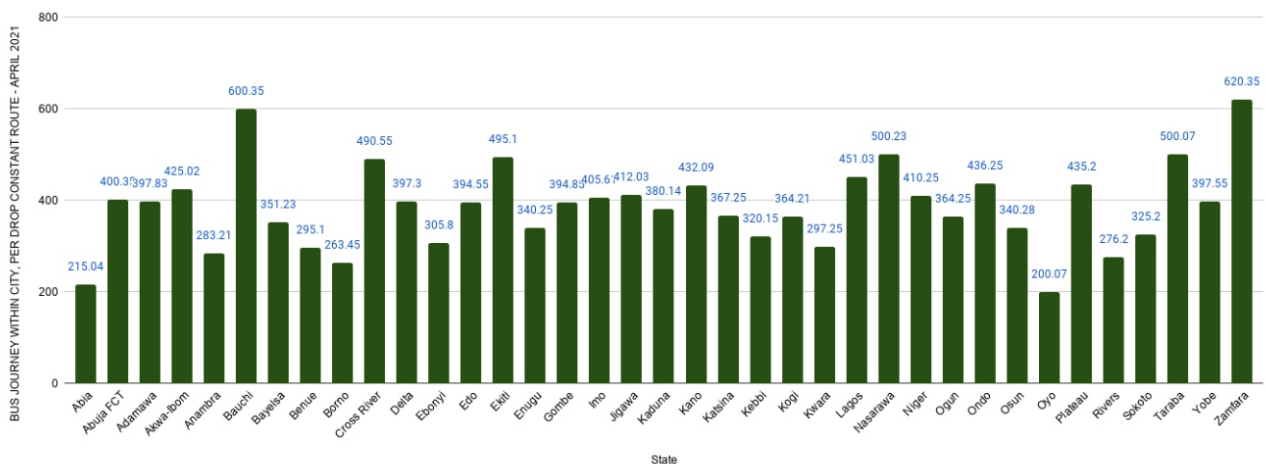
STATES WITH THE HIGHEST AVERAGE PRICES IN APRIL 2021

	April - 21	YoY %	MoM %
ZAMFARA	N620.35	51.30%	0.34%
BAUCHI	N600.35	328.82%	0.54%
NASARAWA	N500.23	68.43%	3.72%

STATES WITH THE LOWEST AVERAGE PRICES IN APRIL 2021

	April - 21	YoY %	MoM %
OYO	N200.07	-10.28%	1.28%
ABIA	N215.04	32.74%	2.46%
BORNO	N263.45	66.74%	2.06%

BUS JOURNEY WITHIN CITY, PER DROP CONSTANT ROUTE - APRIL 2021



TRANSPORT FARE WATCH - APRIL 2021

Average Transport Fare Across States

-Bus Journey Intercity, State Route, Charge Per Person



YoY = 37.50%

N1779.51

APRIL 2020 Average



AVERAGE

N2446.86



MoM = 1.48%

N2411.29

MARCH 2021 Average

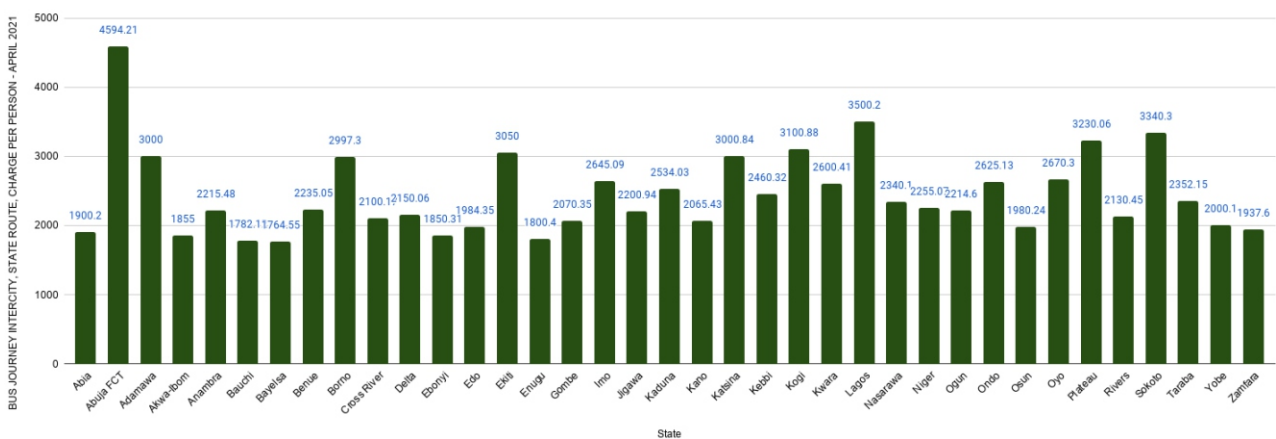
STATES WITH THE HIGHEST AVERAGE PRICES IN APRIL 2021

	April - 21	YoY %	MoM %
ABUJA FCT	N4594.21	11.51%	0.39%
LAGOS	N3500.20	45.84%	2.19%
SOKOTO	N3340.30	51.83%	-1.18%

STATES WITH THE LOWEST AVERAGE PRICES IN APRIL 2021

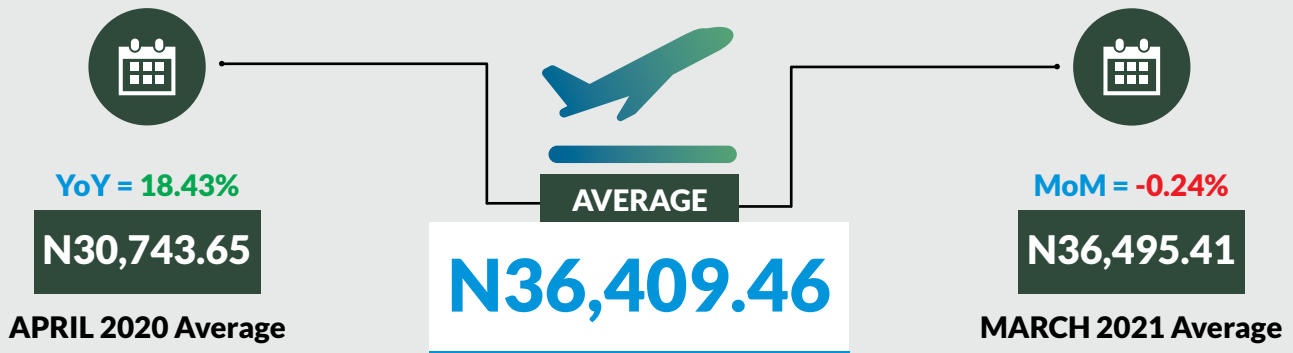
	April - 21	YoY %	MoM %
BAYELSA	N1764.55	47.05%	3.79%
BAUCHI	N1782.12	48.51%	3.29%
ENUGU	N1800.40	80.04%	4.65%

BUS JOURNEY INTERCITY, STATE ROUTE, CHARGE PER PERSON



TRANSPORT FARE WATCH - APRIL 2021

Average Transport Fare Across States -Air Fare Charge For Specified Routes Single Journey



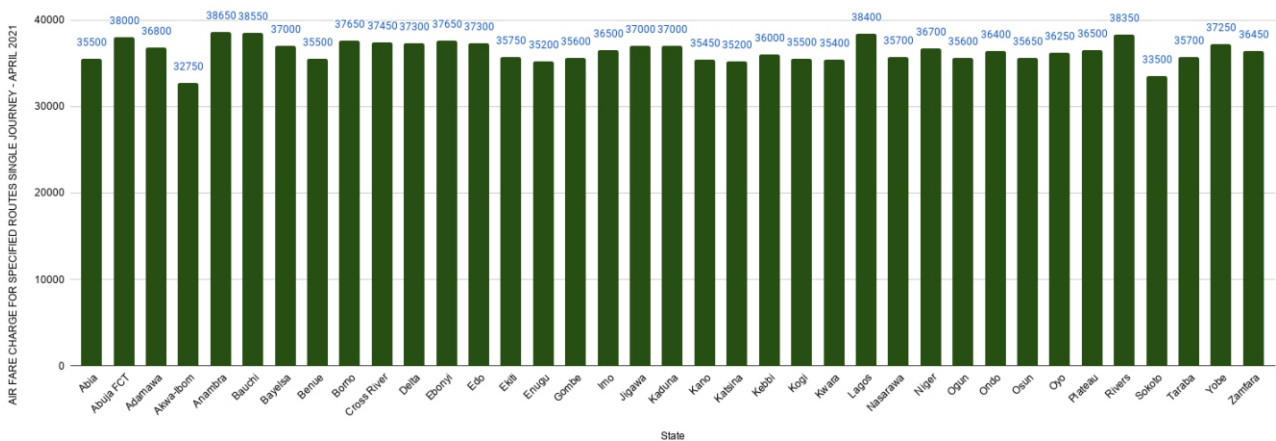
STATES WITH THE HIGHEST AVERAGE PRICES IN APRIL 2021

	April - 21	YoY%	MoM%
ANAMBRA	N38650.00	14.52%	0.13%
BAUCHI	N38550.00	13.38%	0.26%
LAGOS	N38400.00	14.29%	-0.52%

STATES WITH THE LOWEST AVERAGE PRICES IN APRIL 2021

	April - 21	YoY%	MoM%
AKWA-IBOM	N32750.00	19.09%	0.15%
SOKOTO	N33500.00	48.89%	0.90%
ENUGU	N35200.00	7.65%	-1.12%

AIR FARE CHARGE FOR SPECIFIED ROUTES SINGLE JOURNEY



TRANSPORT FARE WATCH - APRIL 2021

Average Transport Fare Across States -Journey by Motorcycle (Okada) Per Drop



YoY = 86.41%

N148.22

APRIL 2020 Average



AVERAGE

N276.30



MoM = 1.79%

N271.44

MARCH 2021 Average

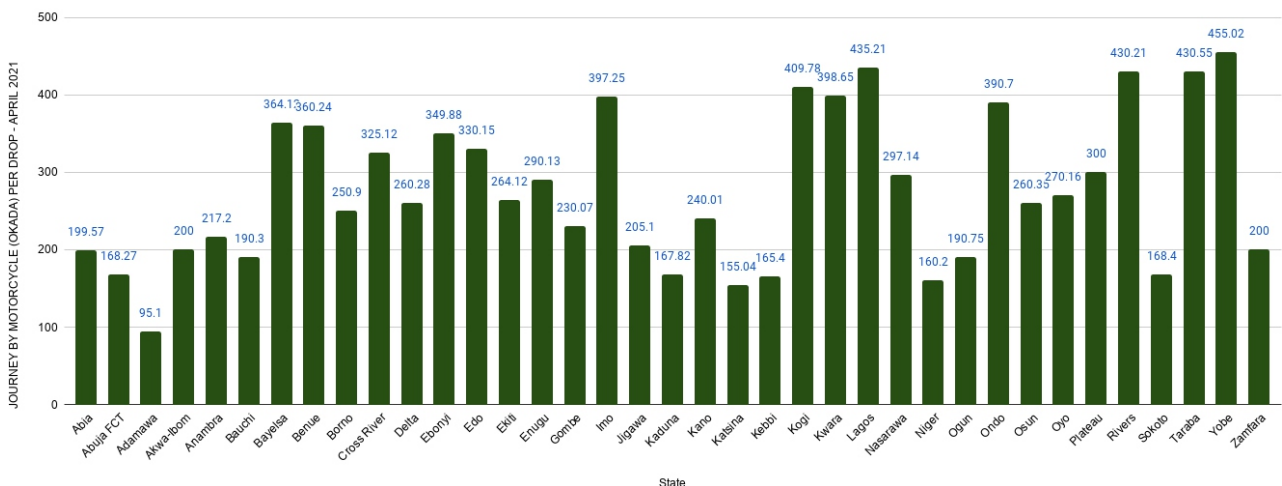
STATES WITH THE HIGHEST AVERAGE PRICES IN APRIL 2021

	April - 21	YoY%	MoM%
YOBE	N455.02	127.51%	8.31%
RIVERS	N435.21	74.08%	8.80%
TARABA	N430.55	140.41%	2.48%

STATES WITH THE LOWEST AVERAGE PRICES IN APRIL 2021

	April - 21	YoY%	MoM%
ADAMAWA	N95.10	18.88%	5.16%
KATSINA	N155.04	121.49%	5.01%
NIGER	N160.20	60.20%	0.63%

JOURNEY BY MOTORCYCLE (OKADA) PER DROP



TRANSPORT FARE WATCH - APRIL 2021

Average Transport Fare Across States -Waterway Passenger Transport



YoY = 35.22%

N606.59

APRIL 2020 Average



AVERAGE

N820.23



MoM = 1.47%

N808.38

MARCH 2021 Average

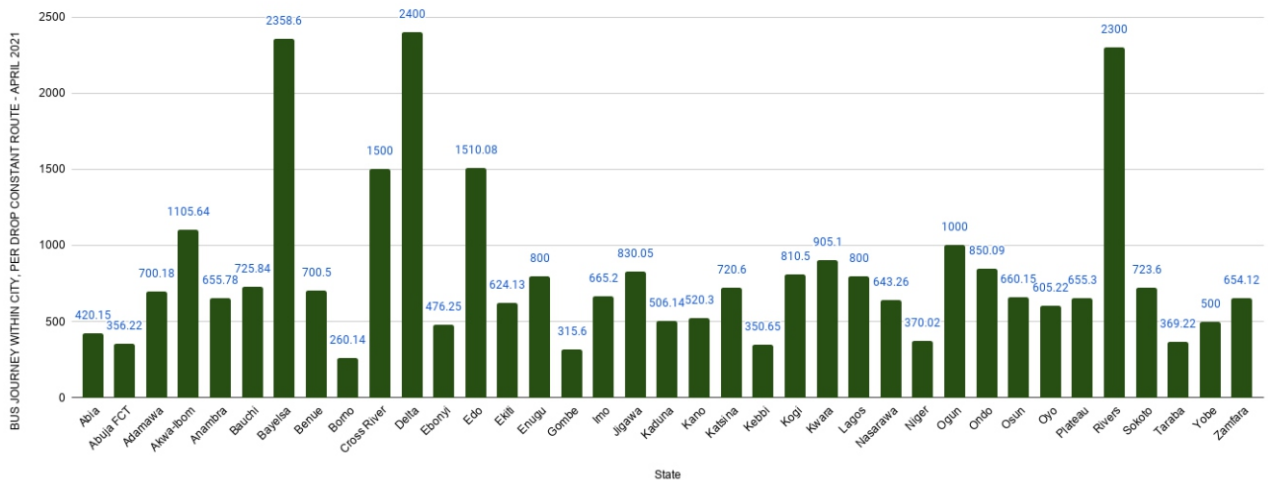
STATES WITH THE HIGHEST AVERAGE PRICES IN APRIL 2021

	April - 21	YoY%	MoM%
DELTA	N2400.00	21.52%	4.32%
BAYELSA	N2358.60	24.14%	2.51%
RIVERS	N2300.00	27.78%	0.63%

STATES WITH THE LOWEST AVERAGE PRICES IN APRIL 2021

	April - 21	YoY%	MoM%
BORNO	N260.14	100.11%	3.93%
GOMBE	N315.60	66.11%	-1.42%
KEBBI	N350.65	40.26%	-1.25%

WATERWAY PASSENGER TRANSPORTATION



TRANSPORT FARE WATCH - APRIL 2021

Average Transport Fare by Categories -Abia State



APRIL 2021



BUS JOURNEY
WITHIN CITY,
PER DROP
CONSTANT ROUTE

N215.04



BUS JOURNEY
INTERCITY,
STATE ROUTE,
CHARGE PER PERSON

N1900.20



AIR FARE CHARGE
FOR SPECIFIED
ROUTES SINGLE
JOURNEY

N35500.00



JOURNEY BY
MOTORCYCLE
(OKADA)
PER DROP

N199.57



WATER TRANSPORT:
WATER WAY
PASSENGER
TRANSPORTATION

N420.15

MARCH 2021



BUS JOURNEY
WITHIN CITY,
PER DROP
CONSTANT ROUTE

N209.87



BUS JOURNEY
INTERCITY,
STATE ROUTE,
CHARGE PER PERSON

N1850.00



AIR FARE CHARGE
FOR SPECIFIED
ROUTES SINGLE
JOURNEY

N35500.00



JOURNEY BY
MOTORCYCLE
(OKADA)
PER DROP

N198.88



WATER TRANSPORT:
WATER WAY
PASSENGER
TRANSPORTATION

N400.05

YoY % & MoM %



BUS JOURNEY
WITHIN CITY,
PER DROP
CONSTANT ROUTE

YoY % = 32.74
MoM % = 2.46



BUS JOURNEY
INTERCITY,
STATE ROUTE,
CHARGE PER PERSON

YoY % = 22.59
MoM % = 2.71



AIR FARE CHARGE
FOR SPECIFIED
ROUTES SINGLE
JOURNEY

YoY % = 5.81
MoM % = 0.00



JOURNEY BY
MOTORCYCLE
(OKADA)
PER DROP

YoY % = 33.05
MoM % = 0.35



WATER TRANSPORT:
WATER WAY
PASSENGER
TRANSPORTATION

YoY % = 40.05
MoM % = 5.02

TRANSPORT FARE WATCH - APRIL 2021

Average Transport Fare by Categories -FCT Abuja



APRIL 2021



BUS JOURNEY
WITHIN CITY,
PER DROP
CONSTANT ROUTE

N400.35



BUS JOURNEY
INTERCITY,
STATE ROUTE,
CHARGE PER PERSON

N4594.21



AIR FARE CHARGE
FOR SPECIFIED
ROUTES SINGLE
JOURNEY

N38000.00



JOURNEY BY
MOTORCYCLE
(OKADA)
PER DROP

N168.27



WATER TRANSPORT:
WATER WAY
PASSENGER
TRANSPORTATION

N356.22

MARCH 2021



BUS JOURNEY
WITHIN CITY,
PER DROP
CONSTANT ROUTE

N395.68



BUS JOURNEY
INTERCITY,
STATE ROUTE,
CHARGE PER PERSON

N4576.28



AIR FARE CHARGE
FOR SPECIFIED
ROUTES SINGLE
JOURNEY

N37500.00



JOURNEY BY
MOTORCYCLE
(OKADA)
PER DROP

N165.12



WATER TRANSPORT:
WATER WAY
PASSENGER
TRANSPORTATION

N350.79

YoY % & MoM %



BUS JOURNEY
WITHIN CITY,
PER DROP
CONSTANT ROUTE

YoY % = 20.41
MoM % = 1.18



BUS JOURNEY
INTERCITY,
STATE ROUTE,
CHARGE PER PERSON

YoY % = 11.51
MoM % = 0.39



AIR FARE CHARGE
FOR SPECIFIED
ROUTES SINGLE
JOURNEY

YoY % = 11.76
MoM % = 1.33



JOURNEY BY
MOTORCYCLE
(OKADA)
PER DROP

YoY % = 47.61
MoM % = 1.91



WATER TRANSPORT:
WATER WAY
PASSENGER
TRANSPORTATION

YoY % = 48.43
MoM % = 1.55

TRANSPORT FARE WATCH - APRIL 2021

Average Transport Fare by Categories -Adamawa State



APRIL 2021



BUS JOURNEY
WITHIN CITY,
PER DROP
CONSTANT ROUTE

N397.83



BUS JOURNEY
INTERCITY,
STATE ROUTE,
CHARGE PER PERSON

N3000.00



AIR FARE CHARGE
FOR SPECIFIED
ROUTES SINGLE
JOURNEY

N36800.00



JOURNEY BY
MOTORCYCLE
(OKADA)
PER DROP

N95.10



WATER TRANSPORT:
WATER WAY
PASSENGER
TRANSPORTATION

N700.18

MARCH 2021



BUS JOURNEY
WITHIN CITY,
PER DROP
CONSTANT ROUTE

N395.47



BUS JOURNEY
INTERCITY,
STATE ROUTE,
CHARGE PER PERSON

N3000.80



AIR FARE CHARGE
FOR SPECIFIED
ROUTES SINGLE
JOURNEY

N36500.00



JOURNEY BY
MOTORCYCLE
(OKADA)
PER DROP

N90.43



WATER TRANSPORT:
WATER WAY
PASSENGER
TRANSPORTATION

N698.55

YoY % & MoM %



BUS JOURNEY
WITHIN CITY,
PER DROP
CONSTANT ROUTE

YoY % = 59.13
MoM % = 0.60



BUS JOURNEY
INTERCITY,
STATE ROUTE,
CHARGE PER PERSON

YoY % = 13.21
MoM % = -0.03



AIR FARE CHARGE
FOR SPECIFIED
ROUTES SINGLE
JOURNEY

YoY % = 9.52
MoM % = 0.82



JOURNEY BY
MOTORCYCLE
(OKADA)
PER DROP

YoY % = 18.88
MoM % = 5.16



WATER TRANSPORT:
WATER WAY
PASSENGER
TRANSPORTATION

YoY % = 16.70
MoM % = 0.23

TRANSPORT FARE WATCH - APRIL 2021

Average Transport Fare by Categories -Akwa Ibom State



APRIL 2021



BUS JOURNEY
WITHIN CITY,
PER DROP
CONSTANT ROUTE

N425.02



BUS JOURNEY
INTERCITY,
STATE ROUTE,
CHARGE PER PERSON

N1855.00



AIR FARE CHARGE
FOR SPECIFIED
ROUTES SINGLE
JOURNEY

N32750.00



JOURNEY BY
MOTORCYCLE
(OKADA)
PER DROP

N200.00



WATER TRANSPORT:
WATER WAY
PASSENGER
TRANSPORTATION

N1105.64

MARCH 2021



BUS JOURNEY
WITHIN CITY,
PER DROP
CONSTANT ROUTE

N395.37



BUS JOURNEY
INTERCITY,
STATE ROUTE,
CHARGE PER PERSON

N1860.25



AIR FARE CHARGE
FOR SPECIFIED
ROUTES SINGLE
JOURNEY

N32700.00



JOURNEY BY
MOTORCYCLE
(OKADA)
PER DROP

N194.45



WATER TRANSPORT:
WATER WAY
PASSENGER
TRANSPORTATION

N1100.86

YoY % & MoM %



BUS JOURNEY
WITHIN CITY,
PER DROP
CONSTANT ROUTE

YoY % = 51.79
MoM % = 7.50



BUS JOURNEY
INTERCITY,
STATE ROUTE,
CHARGE PER PERSON

YoY % = 27.93
MoM % = -0.28



AIR FARE CHARGE
FOR SPECIFIED
ROUTES SINGLE
JOURNEY

YoY % = 19.09
MoM % = 0.15



JOURNEY BY
MOTORCYCLE
(OKADA)
PER DROP

YoY % = 100.00
MoM % = 2.85



WATER TRANSPORT:
WATER WAY
PASSENGER
TRANSPORTATION

YoY % = 23.54
MoM % = 0.43

TRANSPORT FARE WATCH - APRIL 2021

Average Transport Fare by Categories -Anambra State



APRIL 2021



BUS JOURNEY
WITHIN CITY,
PER DROP
CONSTANT ROUTE

N283.21



BUS JOURNEY
INTERCITY,
STATE ROUTE,
CHARGE PER PERSON

N2215.48



AIR FARE CHARGE
FOR SPECIFIED
ROUTES SINGLE
JOURNEY

N38650.00



JOURNEY BY
MOTORCYCLE
(OKADA)
PER DROP

N217.20



WATER TRANSPORT:
WATER WAY
PASSENGER
TRANSPORTATION

N655.78

MARCH 2021



BUS JOURNEY
WITHIN CITY,
PER DROP
CONSTANT ROUTE

N276.48



BUS JOURNEY
INTERCITY,
STATE ROUTE,
CHARGE PER PERSON

N2230.07



AIR FARE CHARGE
FOR SPECIFIED
ROUTES SINGLE
JOURNEY

N38600.00



JOURNEY BY
MOTORCYCLE
(OKADA)
PER DROP

N200.17



WATER TRANSPORT:
WATER WAY
PASSENGER
TRANSPORTATION

N650.30

YoY % & MoM %



BUS JOURNEY
WITHIN CITY,
PER DROP
CONSTANT ROUTE

YoY % = 55.61
MoM % = 2.43



BUS JOURNEY
INTERCITY,
STATE ROUTE,
CHARGE PER PERSON

YoY % = 38.47
MoM % = -0.65



AIR FARE CHARGE
FOR SPECIFIED
ROUTES SINGLE
JOURNEY

YoY % = 14.52
MoM % = 0.13



JOURNEY BY
MOTORCYCLE
(OKADA)
PER DROP

YoY % = 67.08
MoM % = 8.51



WATER TRANSPORT:
WATER WAY
PASSENGER
TRANSPORTATION

YoY % = 45.73
MoM % = 0.84

TRANSPORT FARE WATCH - APRIL 2021

Average Transport Fare by Categories -Bauchi State



APRIL 2021



BUS JOURNEY
WITHIN CITY,
PER DROP
CONSTANT ROUTE

N600.35



BUS JOURNEY
INTERCITY,
STATE ROUTE,
CHARGE PER PERSON

N1782.12



AIR FARE CHARGE
FOR SPECIFIED
ROUTES SINGLE
JOURNEY

N38550.00



JOURNEY BY
MOTORCYCLE
(OKADA)
PER DROP

N190.30



WATER TRANSPORT:
WATER WAY
PASSENGER
TRANSPORTATION

N725.84

MARCH 2021



BUS JOURNEY
WITHIN CITY,
PER DROP
CONSTANT ROUTE

N597.14



BUS JOURNEY
INTERCITY,
STATE ROUTE,
CHARGE PER PERSON

N1725.35



AIR FARE CHARGE
FOR SPECIFIED
ROUTES SINGLE
JOURNEY

N38450.00



JOURNEY BY
MOTORCYCLE
(OKADA)
PER DROP

N185.20



WATER TRANSPORT:
WATER WAY
PASSENGER
TRANSPORTATION

N700.00

YoY % & MoM %



BUS JOURNEY
WITHIN CITY,
PER DROP
CONSTANT ROUTE

YoY % = 328.82
MoM % = 0.54



BUS JOURNEY
INTERCITY,
STATE ROUTE,
CHARGE PER PERSON

YoY % = 48.51
MoM % = 3.29



AIR FARE CHARGE
FOR SPECIFIED
ROUTES SINGLE
JOURNEY

YoY % = 13.38
MoM % = 0.26



JOURNEY BY
MOTORCYCLE
(OKADA)
PER DROP

YoY % = 65.48
MoM % = 2.75



WATER TRANSPORT:
WATER WAY
PASSENGER
TRANSPORTATION

YoY % = 45.17
MoM % = 3.69

TRANSPORT FARE WATCH - APRIL 2021

Average Transport Fare by Categories -Bayelsa State



APRIL 2021



BUS JOURNEY
WITHIN CITY,
PER DROP
CONSTANT ROUTE

N351.23



BUS JOURNEY
INTERCITY,
STATE ROUTE,
CHARGE PER PERSON

N1764.55



AIR FARE CHARGE
FOR SPECIFIED
ROUTES SINGLE
JOURNEY

N37000.00



JOURNEY BY
MOTORCYCLE
(OKADA)
PER DROP

N364.12



WATER TRANSPORT:
WATER WAY
PASSENGER
TRANSPORTATION

N2358.60

MARCH 2021



BUS JOURNEY
WITHIN CITY,
PER DROP
CONSTANT ROUTE

N348.66



BUS JOURNEY
INTERCITY,
STATE ROUTE,
CHARGE PER PERSON

N1700.19



AIR FARE CHARGE
FOR SPECIFIED
ROUTES SINGLE
JOURNEY

N38000.00



JOURNEY BY
MOTORCYCLE
(OKADA)
PER DROP

N365.80



WATER TRANSPORT:
WATER WAY
PASSENGER
TRANSPORTATION

N2300.80

YoY % & MoM %



BUS JOURNEY
WITHIN CITY,
PER DROP
CONSTANT ROUTE

YoY % = 43.36
MoM % = 0.74



BUS JOURNEY
INTERCITY,
STATE ROUTE,
CHARGE PER PERSON

YoY % = 47.05
MoM % = 3.79



AIR FARE CHARGE
FOR SPECIFIED
ROUTES SINGLE
JOURNEY

YoY % = 14.20
MoM % = -2.63



JOURNEY BY
MOTORCYCLE
(OKADA)
PER DROP

YoY % = 73.39
MoM % = -0.46



WATER TRANSPORT:
WATER WAY
PASSENGER
TRANSPORTATION

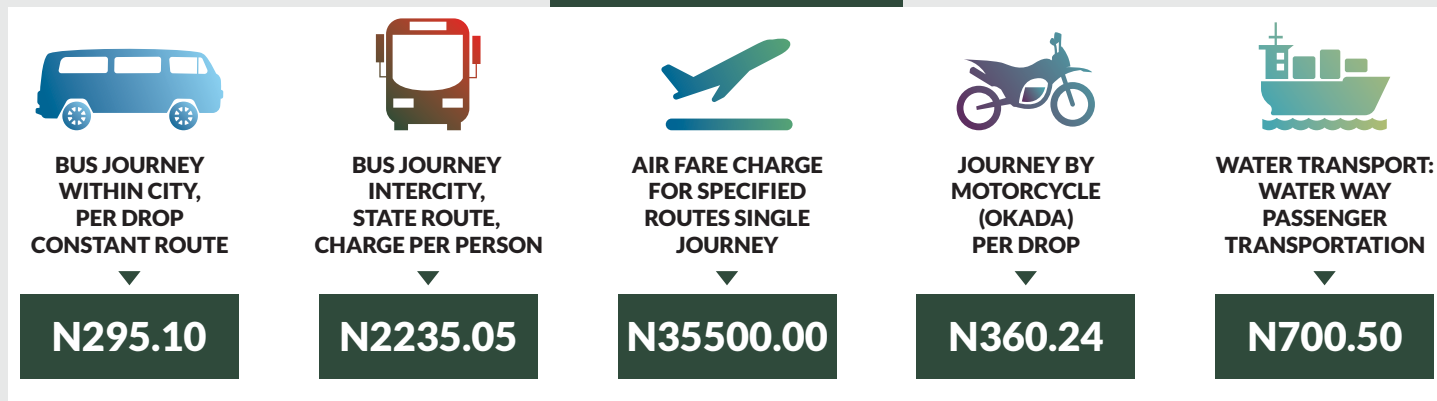
YoY % = 24.14
MoM % = 2.51

TRANSPORT FARE WATCH - APRIL 2021

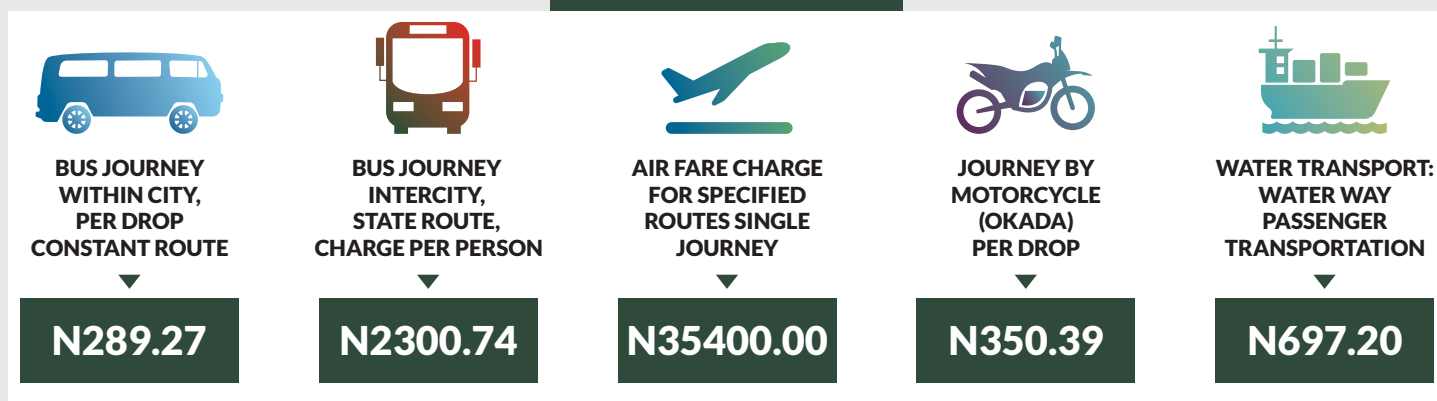
Average Transport Fare by Categories -Benue State



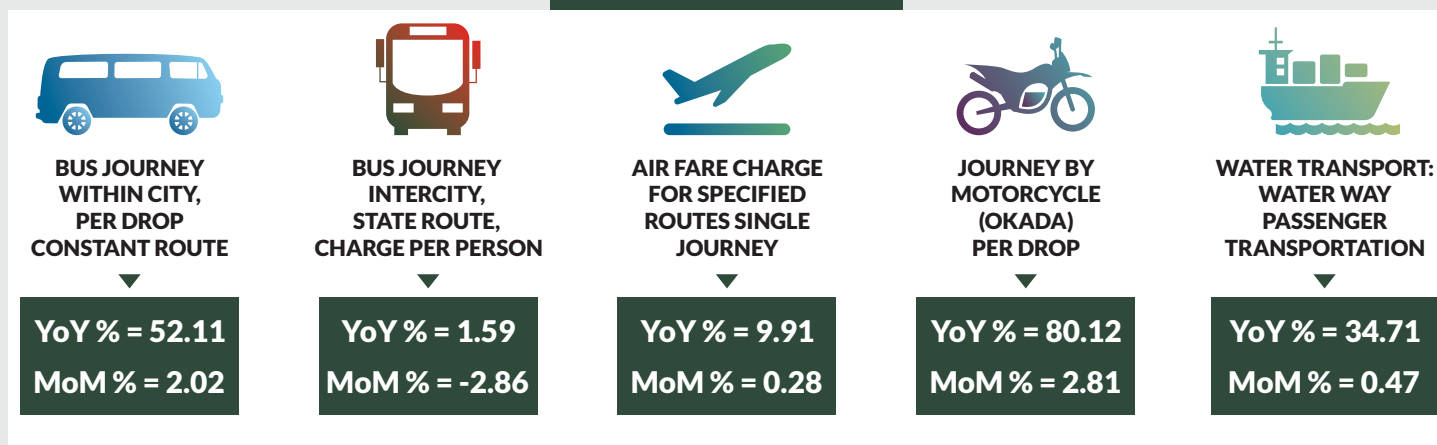
APRIL 2021



MARCH 2021



YoY % & MoM %

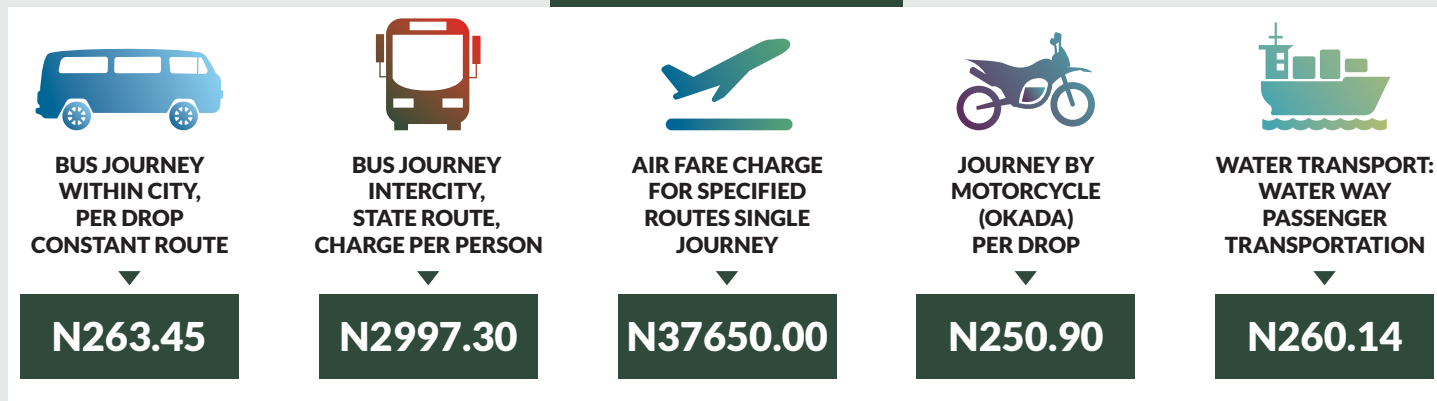


TRANSPORT FARE WATCH - APRIL 2021

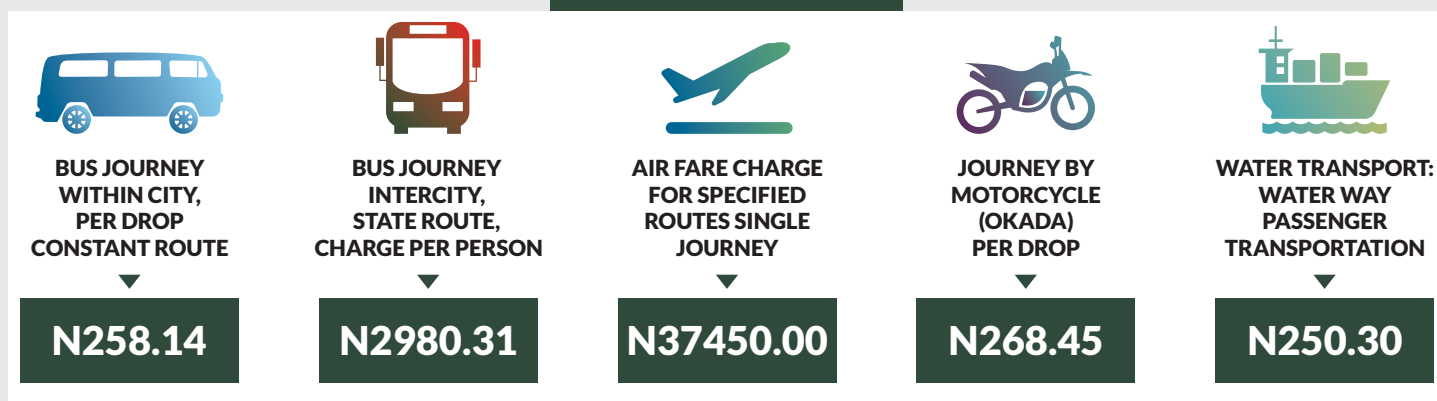
Average Transport Fare by Categories -Borno State



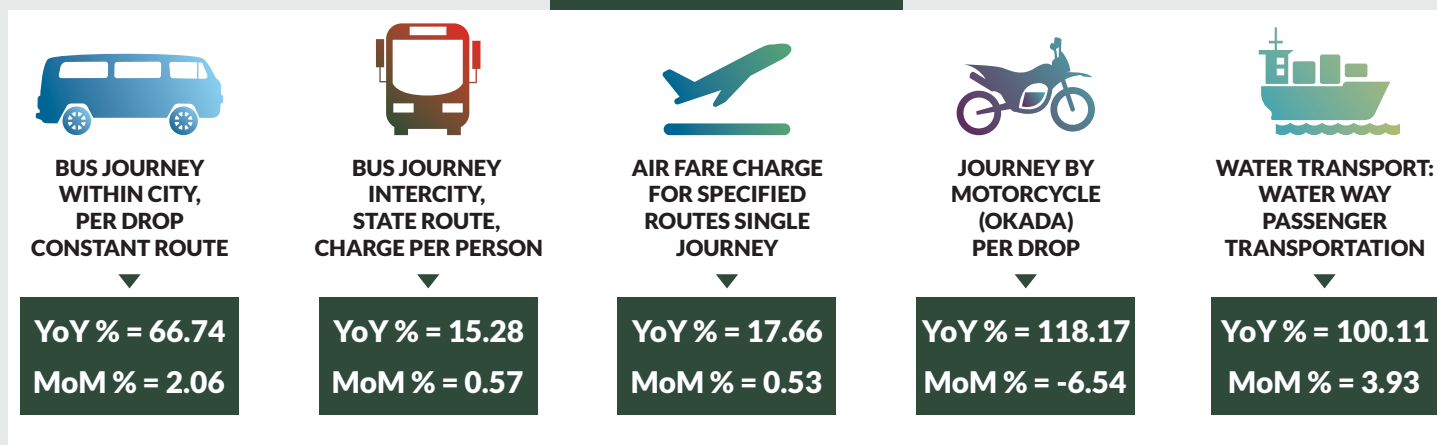
APRIL 2021



MARCH 2021



YoY % & MoM %



TRANSPORT FARE WATCH - APRIL 2021

Average Transport Fare by Categories -Cross river State



APRIL 2021



BUS JOURNEY
WITHIN CITY,
PER DROP
CONSTANT ROUTE

N490.55



BUS JOURNEY
INTERCITY,
STATE ROUTE,
CHARGE PER PERSON

N2100.17



AIR FARE CHARGE
FOR SPECIFIED
ROUTES SINGLE
JOURNEY

N37450.00



JOURNEY BY
MOTORCYCLE
(OKADA)
PER DROP

N325.12



WATER TRANSPORT:
WATER WAY
PASSENGER
TRANSPORTATION

N1500.00

MARCH 2021



BUS JOURNEY
WITHIN CITY,
PER DROP
CONSTANT ROUTE

N475.05



BUS JOURNEY
INTERCITY,
STATE ROUTE,
CHARGE PER PERSON

N2000.00



AIR FARE CHARGE
FOR SPECIFIED
ROUTES SINGLE
JOURNEY

N37300.00



JOURNEY BY
MOTORCYCLE
(OKADA)
PER DROP

N340.60



WATER TRANSPORT:
WATER WAY
PASSENGER
TRANSPORTATION

N1480.95

YoY % & MoM %



BUS JOURNEY
WITHIN CITY,
PER DROP
CONSTANT ROUTE

YoY % = 55.73
MoM % = 3.26



BUS JOURNEY
INTERCITY,
STATE ROUTE,
CHARGE PER PERSON

YoY % = 50.01
MoM % = 5.01



AIR FARE CHARGE
FOR SPECIFIED
ROUTES SINGLE
JOURNEY

YoY % = 22.19
MoM % = 0.40



JOURNEY BY
MOTORCYCLE
(OKADA)
PER DROP

YoY % = 108.41
MoM % = -4.54



WATER TRANSPORT:
WATER WAY
PASSENGER
TRANSPORTATION

YoY % = 50.00
MoM % = 1.29

TRANSPORT FARE WATCH - APRIL 2021

Average Transport Fare by Categories -Delta State



APRIL 2021



BUS JOURNEY
WITHIN CITY,
PER DROP
CONSTANT ROUTE

N397.30



BUS JOURNEY
INTERCITY,
STATE ROUTE,
CHARGE PER PERSON

N2150.06



AIR FARE CHARGE
FOR SPECIFIED
ROUTES SINGLE
JOURNEY

N37300.00



JOURNEY BY
MOTORCYCLE
(OKADA)
PER DROP

N260.28



WATER TRANSPORT:
WATER WAY
PASSENGER
TRANSPORTATION

N2400.00

MARCH 2021



BUS JOURNEY
WITHIN CITY,
PER DROP
CONSTANT ROUTE

N382.10



BUS JOURNEY
INTERCITY,
STATE ROUTE,
CHARGE PER PERSON

N2000.47



AIR FARE CHARGE
FOR SPECIFIED
ROUTES SINGLE
JOURNEY

N38500.00



JOURNEY BY
MOTORCYCLE
(OKADA)
PER DROP

N250.40



WATER TRANSPORT:
WATER WAY
PASSENGER
TRANSPORTATION

N2300.60

YoY % & MoM %



BUS JOURNEY
WITHIN CITY,
PER DROP
CONSTANT ROUTE

YoY % = 101.68
MoM % = 3.98



BUS JOURNEY
INTERCITY,
STATE ROUTE,
CHARGE PER PERSON

YoY % = 48.28
MoM % = 7.48



AIR FARE CHARGE
FOR SPECIFIED
ROUTES SINGLE
JOURNEY

YoY % = 13.03
MoM % = -3.12



JOURNEY BY
MOTORCYCLE
(OKADA)
PER DROP

YoY % = 165.59
MoM % = 3.95



WATER TRANSPORT:
WATER WAY
PASSENGER
TRANSPORTATION

YoY % = 21.52
MoM % = 4.32

TRANSPORT FARE WATCH - APRIL 2021

Average Transport Fare by Categories -Ebonyi State



APRIL 2021



BUS JOURNEY
WITHIN CITY,
PER DROP
CONSTANT ROUTE

N305.80



BUS JOURNEY
INTERCITY,
STATE ROUTE,
CHARGE PER PERSON

N1850.31



AIR FARE CHARGE
FOR SPECIFIED
ROUTES SINGLE
JOURNEY

N37650.00



JOURNEY BY
MOTORCYCLE
(OKADA)
PER DROP

N349.88



WATER TRANSPORT:
WATER WAY
PASSENGER
TRANSPORTATION

N476.25

MARCH 2021



BUS JOURNEY
WITHIN CITY,
PER DROP
CONSTANT ROUTE

N297.35



BUS JOURNEY
INTERCITY,
STATE ROUTE,
CHARGE PER PERSON

N1860.21



AIR FARE CHARGE
FOR SPECIFIED
ROUTES SINGLE
JOURNEY

N37600.00



JOURNEY BY
MOTORCYCLE
(OKADA)
PER DROP

N342.08



WATER TRANSPORT:
WATER WAY
PASSENGER
TRANSPORTATION

N436.18

YoY % & MoM %



BUS JOURNEY
WITHIN CITY,
PER DROP
CONSTANT ROUTE

YoY % = 53.67
MoM % = 2.84



BUS JOURNEY
INTERCITY,
STATE ROUTE,
CHARGE PER PERSON

YoY % = 30.30
MoM % = -0.53



AIR FARE CHARGE
FOR SPECIFIED
ROUTES SINGLE
JOURNEY

YoY % = 15.49
MoM % = 0.13



JOURNEY BY
MOTORCYCLE
(OKADA)
PER DROP

YoY % = 74.94
MoM % = 2.28



WATER TRANSPORT:
WATER WAY
PASSENGER
TRANSPORTATION

YoY % = 90.50
MoM % = 9.19

TRANSPORT FARE WATCH - APRIL 2021

Average Transport Fare by Categories -Edo State



APRIL 2021



BUS JOURNEY
WITHIN CITY,
PER DROP
CONSTANT ROUTE

N394.55



BUS JOURNEY
INTERCITY,
STATE ROUTE,
CHARGE PER PERSON

N1984.35



AIR FARE CHARGE
FOR SPECIFIED
ROUTES SINGLE
JOURNEY

N37300.00



JOURNEY BY
MOTORCYCLE
(OKADA)
PER DROP

N330.15



WATER TRANSPORT:
WATER WAY
PASSENGER
TRANSPORTATION

N1510.08

MARCH 2021



BUS JOURNEY
WITHIN CITY,
PER DROP
CONSTANT ROUTE

N390.25



BUS JOURNEY
INTERCITY,
STATE ROUTE,
CHARGE PER PERSON

N1915.64



AIR FARE CHARGE
FOR SPECIFIED
ROUTES SINGLE
JOURNEY

N37600.00



JOURNEY BY
MOTORCYCLE
(OKADA)
PER DROP

N350.19



WATER TRANSPORT:
WATER WAY
PASSENGER
TRANSPORTATION

N1400.30

YoY % & MoM %



BUS JOURNEY
WITHIN CITY,
PER DROP
CONSTANT ROUTE

YoY % = 108.76
MoM % = 1.10



BUS JOURNEY
INTERCITY,
STATE ROUTE,
CHARGE PER PERSON

YoY % = 62.65
MoM % = 3.59



AIR FARE CHARGE
FOR SPECIFIED
ROUTES SINGLE
JOURNEY

YoY % = 18.41
MoM % = -0.80



JOURNEY BY
MOTORCYCLE
(OKADA)
PER DROP

YoY % = 50.07
MoM % = -5.72



WATER TRANSPORT:
WATER WAY
PASSENGER
TRANSPORTATION

YoY % = 55.68
MoM % = 7.84

TRANSPORT FARE WATCH - APRIL 2021

Average Transport Fare by Categories -Ekiti State



APRIL 2021



BUS JOURNEY
WITHIN CITY,
PER DROP
CONSTANT ROUTE

N495.10



BUS JOURNEY
INTERCITY,
STATE ROUTE,
CHARGE PER PERSON

N3050.00



AIR FARE CHARGE
FOR SPECIFIED
ROUTES SINGLE
JOURNEY

N35750.00



JOURNEY BY
MOTORCYCLE
(OKADA)
PER DROP

N264.12



WATER TRANSPORT:
WATER WAY
PASSENGER
TRANSPORTATION

N624.13

MARCH 2021



BUS JOURNEY
WITHIN CITY,
PER DROP
CONSTANT ROUTE

N500.15



BUS JOURNEY
INTERCITY,
STATE ROUTE,
CHARGE PER PERSON

N3000.10



AIR FARE CHARGE
FOR SPECIFIED
ROUTES SINGLE
JOURNEY

N35800.00



JOURNEY BY
MOTORCYCLE
(OKADA)
PER DROP

N250.27



WATER TRANSPORT:
WATER WAY
PASSENGER
TRANSPORTATION

N600.00

YoY % & MoM %



BUS JOURNEY
WITHIN CITY,
PER DROP
CONSTANT ROUTE

YoY % = 73.11
MoM % = -1.01



BUS JOURNEY
INTERCITY,
STATE ROUTE,
CHARGE PER PERSON

YoY % = 32.61
MoM % = 1.66



AIR FARE CHARGE
FOR SPECIFIED
ROUTES SINGLE
JOURNEY

YoY % = 25.66
MoM % = -0.14



JOURNEY BY
MOTORCYCLE
(OKADA)
PER DROP

YoY % = 140.11
MoM % = 5.53



WATER TRANSPORT:
WATER WAY
PASSENGER
TRANSPORTATION

YoY % = 27.37
MoM % = 4.02

TRANSPORT FARE WATCH - APRIL 2021

Average Transport Fare by Categories -Enugu State



APRIL 2021



BUS JOURNEY
WITHIN CITY,
PER DROP
CONSTANT ROUTE

N340.25



BUS JOURNEY
INTERCITY,
STATE ROUTE,
CHARGE PER PERSON

N1800.40



AIR FARE CHARGE
FOR SPECIFIED
ROUTES SINGLE
JOURNEY

N35200.00



JOURNEY BY
MOTORCYCLE
(OKADA)
PER DROP

N290.13



WATER TRANSPORT:
WATER WAY
PASSENGER
TRANSPORTATION

N800.00

MARCH 2021



BUS JOURNEY
WITHIN CITY,
PER DROP
CONSTANT ROUTE

N315.09



BUS JOURNEY
INTERCITY,
STATE ROUTE,
CHARGE PER PERSON

N1720.45



AIR FARE CHARGE
FOR SPECIFIED
ROUTES SINGLE
JOURNEY

N35600.00



JOURNEY BY
MOTORCYCLE
(OKADA)
PER DROP

N300.00



WATER TRANSPORT:
WATER WAY
PASSENGER
TRANSPORTATION

N810.30

YoY % & MoM %



BUS JOURNEY
WITHIN CITY,
PER DROP
CONSTANT ROUTE

YoY % = 47.93
MoM % = 7.99



BUS JOURNEY
INTERCITY,
STATE ROUTE,
CHARGE PER PERSON

YoY % = 80.04
MoM % = 4.65



AIR FARE CHARGE
FOR SPECIFIED
ROUTES SINGLE
JOURNEY

YoY % = 7.65
MoM % = -1.12



JOURNEY BY
MOTORCYCLE
(OKADA)
PER DROP

YoY % = 66.74
MoM % = -3.29



WATER TRANSPORT:
WATER WAY
PASSENGER
TRANSPORTATION

YoY % = 25.00
MoM % = -1.27

TRANSPORT FARE WATCH - APRIL 2021

Average Transport Fare by Categories -Gombe State



APRIL 2021



BUS JOURNEY
WITHIN CITY,
PER DROP
CONSTANT ROUTE

N394.85



BUS JOURNEY
INTERCITY,
STATE ROUTE,
CHARGE PER PERSON

N2070.35



AIR FARE CHARGE
FOR SPECIFIED
ROUTES SINGLE
JOURNEY

N35600.00



JOURNEY BY
MOTORCYCLE
(OKADA)
PER DROP

N230.07



WATER TRANSPORT:
WATER WAY
PASSENGER
TRANSPORTATION

N315.60

MARCH 2021



BUS JOURNEY
WITHIN CITY,
PER DROP
CONSTANT ROUTE

N382.25



BUS JOURNEY
INTERCITY,
STATE ROUTE,
CHARGE PER PERSON

N2000.12



AIR FARE CHARGE
FOR SPECIFIED
ROUTES SINGLE
JOURNEY

N35700.00



JOURNEY BY
MOTORCYCLE
(OKADA)
PER DROP

N220.67



WATER TRANSPORT:
WATER WAY
PASSENGER
TRANSPORTATION

N320.15

YoY % & MoM %



BUS JOURNEY
WITHIN CITY,
PER DROP
CONSTANT ROUTE

YoY % = 132.26
MoM % = 3.30



BUS JOURNEY
INTERCITY,
STATE ROUTE,
CHARGE PER PERSON

YoY % = 24.22
MoM % = 3.51



AIR FARE CHARGE
FOR SPECIFIED
ROUTES SINGLE
JOURNEY

YoY % = 38.52
MoM % = -0.28



JOURNEY BY
MOTORCYCLE
(OKADA)
PER DROP

YoY % = 155.63
MoM % = 4.26



WATER TRANSPORT:
WATER WAY
PASSENGER
TRANSPORTATION

YoY % = 66.11
MoM % = -1.42

TRANSPORT FARE WATCH - APRIL 2021

Average Transport Fare by Categories -Imo State



APRIL 2021



BUS JOURNEY
WITHIN CITY,
PER DROP
CONSTANT ROUTE

N405.61



BUS JOURNEY
INTERCITY,
STATE ROUTE,
CHARGE PER PERSON

N2645.09



AIR FARE CHARGE
FOR SPECIFIED
ROUTES SINGLE
JOURNEY

N36500.00



JOURNEY BY
MOTORCYCLE
(OKADA)
PER DROP

N397.25



WATER TRANSPORT:
WATER WAY
PASSENGER
TRANSPORTATION

N665.20

MARCH 2021



BUS JOURNEY
WITHIN CITY,
PER DROP
CONSTANT ROUTE

N395.25



BUS JOURNEY
INTERCITY,
STATE ROUTE,
CHARGE PER PERSON

N2600.10



AIR FARE CHARGE
FOR SPECIFIED
ROUTES SINGLE
JOURNEY

N37460.00



JOURNEY BY
MOTORCYCLE
(OKADA)
PER DROP

N400.00



WATER TRANSPORT:
WATER WAY
PASSENGER
TRANSPORTATION

N650.70

YoY % & MoM %



BUS JOURNEY
WITHIN CITY,
PER DROP
CONSTANT ROUTE

YoY % = 120.44
MoM % = 2.62



BUS JOURNEY
INTERCITY,
STATE ROUTE,
CHARGE PER PERSON

YoY % = 39.22
MoM % = 1.73



AIR FARE CHARGE
FOR SPECIFIED
ROUTES SINGLE
JOURNEY

YoY % = 10.61
MoM % = -2.56



JOURNEY BY
MOTORCYCLE
(OKADA)
PER DROP

YoY % = 101.65
MoM % = -0.69



WATER TRANSPORT:
WATER WAY
PASSENGER
TRANSPORTATION

YoY % = 25.51
MoM % = 2.23

TRANSPORT FARE WATCH - APRIL 2021

Average Transport Fare by Categories -Jigawa State



APRIL 2021



BUS JOURNEY
WITHIN CITY,
PER DROP
CONSTANT ROUTE

N412.03



BUS JOURNEY
INTERCITY,
STATE ROUTE,
CHARGE PER PERSON

N2200.94



AIR FARE CHARGE
FOR SPECIFIED
ROUTES SINGLE
JOURNEY

N37000.00



JOURNEY BY
MOTORCYCLE
(OKADA)
PER DROP

N205.10



WATER TRANSPORT:
WATER WAY
PASSENGER
TRANSPORTATION

N830.05

MARCH 2021



BUS JOURNEY
WITHIN CITY,
PER DROP
CONSTANT ROUTE

N397.35



BUS JOURNEY
INTERCITY,
STATE ROUTE,
CHARGE PER PERSON

N2120.27



AIR FARE CHARGE
FOR SPECIFIED
ROUTES SINGLE
JOURNEY

N38500.00



JOURNEY BY
MOTORCYCLE
(OKADA)
PER DROP

N215.37



WATER TRANSPORT:
WATER WAY
PASSENGER
TRANSPORTATION

N820.14

YoY % & MoM %



BUS JOURNEY
WITHIN CITY,
PER DROP
CONSTANT ROUTE

YoY % = 118.01
MoM % = 3.69



BUS JOURNEY
INTERCITY,
STATE ROUTE,
CHARGE PER PERSON

YoY % = 46.73
MoM % = 3.80



AIR FARE CHARGE
FOR SPECIFIED
ROUTES SINGLE
JOURNEY

YoY % = 4.52
MoM % = -3.90



JOURNEY BY
MOTORCYCLE
(OKADA)
PER DROP

YoY % = 111.44
MoM % = -4.77



WATER TRANSPORT:
WATER WAY
PASSENGER
TRANSPORTATION

YoY % = 33.88
MoM % = 1.21

TRANSPORT FARE WATCH - APRIL 2021

Average Transport Fare by Categories -Kaduna State



APRIL 2021



BUS JOURNEY
WITHIN CITY,
PER DROP
CONSTANT ROUTE

N380.14



BUS JOURNEY
INTERCITY,
STATE ROUTE,
CHARGE PER PERSON

N2534.03



AIR FARE CHARGE
FOR SPECIFIED
ROUTES SINGLE
JOURNEY

N37000.00



JOURNEY BY
MOTORCYCLE
(OKADA)
PER DROP

N167.82



WATER TRANSPORT:
WATER WAY
PASSENGER
TRANSPORTATION

N506.14

MARCH 2021



BUS JOURNEY
WITHIN CITY,
PER DROP
CONSTANT ROUTE

N358.46



BUS JOURNEY
INTERCITY,
STATE ROUTE,
CHARGE PER PERSON

N2505.31



AIR FARE CHARGE
FOR SPECIFIED
ROUTES SINGLE
JOURNEY

N37200.00



JOURNEY BY
MOTORCYCLE
(OKADA)
PER DROP

N160.00



WATER TRANSPORT:
WATER WAY
PASSENGER
TRANSPORTATION

N500.10

YoY % & MoM %



BUS JOURNEY
WITHIN CITY,
PER DROP
CONSTANT ROUTE

YoY % = 95.95
MoM % = 6.05



BUS JOURNEY
INTERCITY,
STATE ROUTE,
CHARGE PER PERSON

YoY % = 77.20
MoM % = 1.15



AIR FARE CHARGE
FOR SPECIFIED
ROUTES SINGLE
JOURNEY

YoY % = 13.85
MoM % = -0.54



JOURNEY BY
MOTORCYCLE
(OKADA)
PER DROP

YoY % = 73.01
MoM % = 4.89



WATER TRANSPORT:
WATER WAY
PASSENGER
TRANSPORTATION

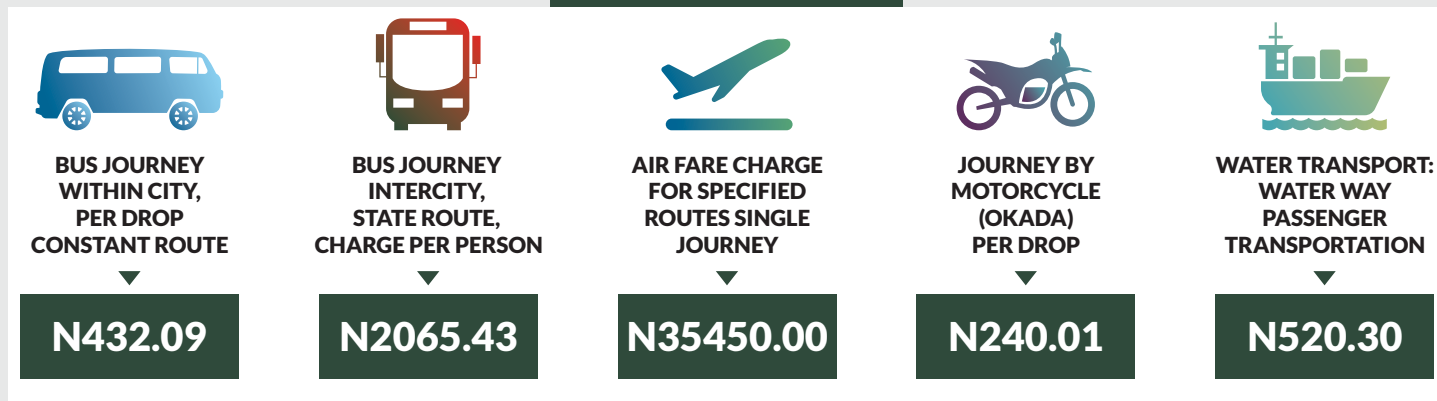
YoY % = 55.74
MoM % = 1.21

TRANSPORT FARE WATCH - APRIL 2021

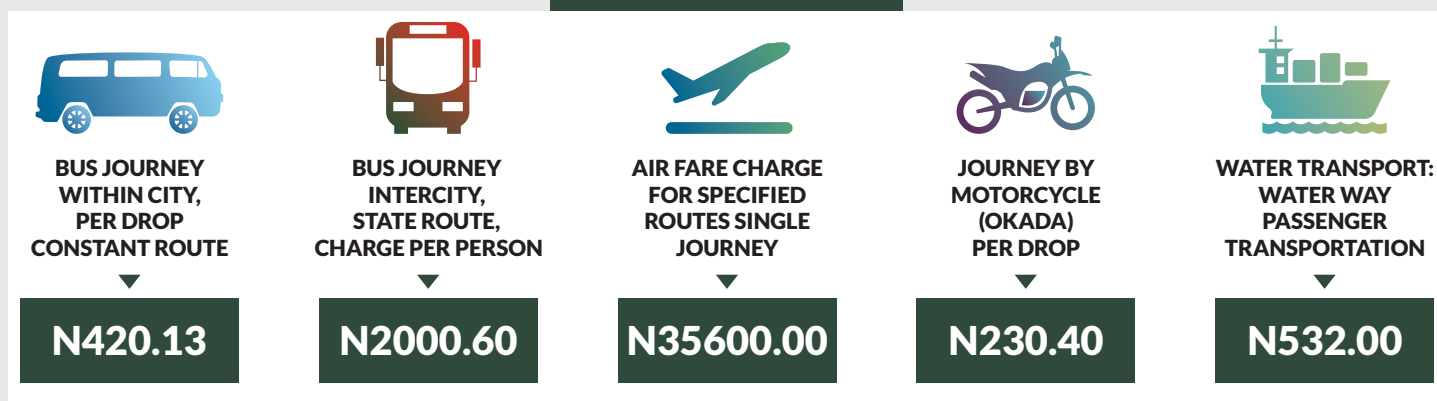
Average Transport Fare by Categories -Kano State



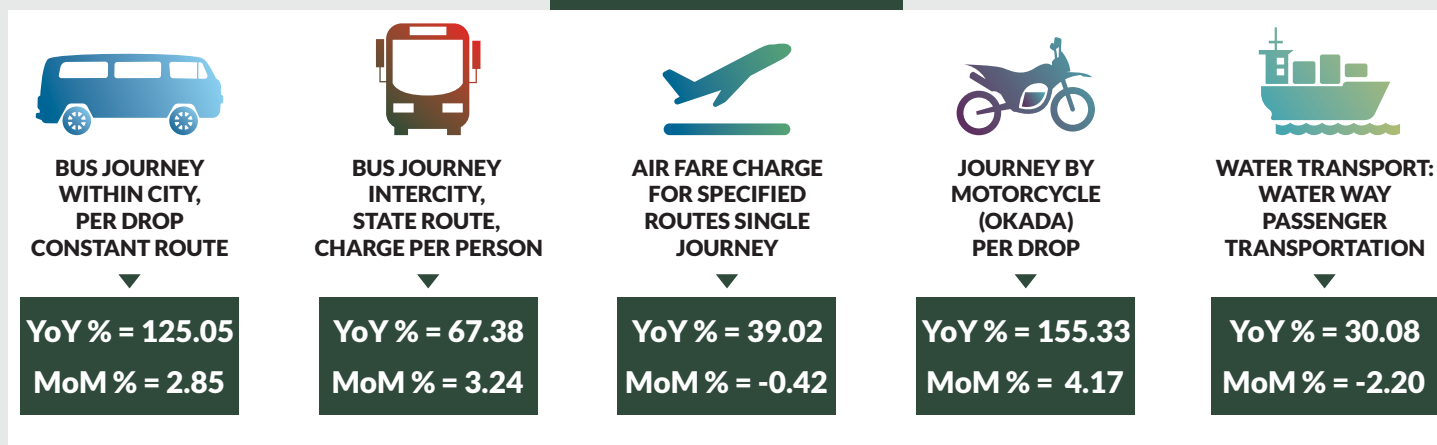
APRIL 2021



MARCH 2021



YoY % & MoM %



TRANSPORT FARE WATCH - APRIL 2021

Average Transport Fare by Categories -Katsina State



APRIL 2021



BUS JOURNEY
WITHIN CITY,
PER DROP
CONSTANT ROUTE

N367.25



BUS JOURNEY
INTERCITY,
STATE ROUTE,
CHARGE PER PERSON

N3000.84



AIR FARE CHARGE
FOR SPECIFIED
ROUTES SINGLE
JOURNEY

N35200.00



JOURNEY BY
MOTORCYCLE
(OKADA)
PER DROP

N155.04



WATER TRANSPORT:
WATER WAY
PASSENGER
TRANSPORTATION

N720.60

MARCH 2021



BUS JOURNEY
WITHIN CITY,
PER DROP
CONSTANT ROUTE

N360.45



BUS JOURNEY
INTERCITY,
STATE ROUTE,
CHARGE PER PERSON

N2986.25



AIR FARE CHARGE
FOR SPECIFIED
ROUTES SINGLE
JOURNEY

N35150.00



JOURNEY BY
MOTORCYCLE
(OKADA)
PER DROP

N147.64



WATER TRANSPORT:
WATER WAY
PASSENGER
TRANSPORTATION

N735.82

YoY % & MoM %



BUS JOURNEY
WITHIN CITY,
PER DROP
CONSTANT ROUTE

YoY % = 49.90
MoM % = 1.89



BUS JOURNEY
INTERCITY,
STATE ROUTE,
CHARGE PER PERSON

YoY % = 53.89
MoM % = 0.49



AIR FARE CHARGE
FOR SPECIFIED
ROUTES SINGLE
JOURNEY

YoY % = 40.80
MoM % = 0.14



JOURNEY BY
MOTORCYCLE
(OKADA)
PER DROP

YoY % = 121.49
MoM % = 5.01



WATER TRANSPORT:
WATER WAY
PASSENGER
TRANSPORTATION

YoY % = 60.13
MoM % = -2.07

TRANSPORT FARE WATCH - APRIL 2021

Average Transport Fare by Categories -Kebbi State



APRIL 2021



BUS JOURNEY
WITHIN CITY,
PER DROP
CONSTANT ROUTE

N320.15



BUS JOURNEY
INTERCITY,
STATE ROUTE,
CHARGE PER PERSON

N2460.32



AIR FARE CHARGE
FOR SPECIFIED
ROUTES SINGLE
JOURNEY

N36000.00



JOURNEY BY
MOTORCYCLE
(OKADA)
PER DROP

N165.40



WATER TRANSPORT:
WATER WAY
PASSENGER
TRANSPORTATION

N350.65

MARCH 2021



BUS JOURNEY
WITHIN CITY,
PER DROP
CONSTANT ROUTE

N297.34



BUS JOURNEY
INTERCITY,
STATE ROUTE,
CHARGE PER PERSON

N2400.30



AIR FARE CHARGE
FOR SPECIFIED
ROUTES SINGLE
JOURNEY

N35500.00



JOURNEY BY
MOTORCYCLE
(OKADA)
PER DROP

N162.44



WATER TRANSPORT:
WATER WAY
PASSENGER
TRANSPORTATION

N355.10

YoY % & MoM %



BUS JOURNEY
WITHIN CITY,
PER DROP
CONSTANT ROUTE

YoY % = -8.00
MoM % = 7.67



BUS JOURNEY
INTERCITY,
STATE ROUTE,
CHARGE PER PERSON

YoY % = 26.82
MoM % = 2.50



AIR FARE CHARGE
FOR SPECIFIED
ROUTES SINGLE
JOURNEY

YoY % = 11.11
MoM % = 1.41



JOURNEY BY
MOTORCYCLE
(OKADA)
PER DROP

YoY % = 96.90
MoM % = 1.82



WATER TRANSPORT:
WATER WAY
PASSENGER
TRANSPORTATION

YoY % = 40.26
MoM % = -1.25

TRANSPORT FARE WATCH - APRIL 2021

Average Transport Fare by Categories -Kogi State



APRIL 2021



BUS JOURNEY
WITHIN CITY,
PER DROP
CONSTANT ROUTE

N364.21



BUS JOURNEY
INTERCITY,
STATE ROUTE,
CHARGE PER PERSON

N3100.88



AIR FARE CHARGE
FOR SPECIFIED
ROUTES SINGLE
JOURNEY

N35500.00



JOURNEY BY
MOTORCYCLE
(OKADA)
PER DROP

N409.78



WATER TRANSPORT:
WATER WAY
PASSENGER
TRANSPORTATION

N810.50

MARCH 2021



BUS JOURNEY
WITHIN CITY,
PER DROP
CONSTANT ROUTE

N358.24



BUS JOURNEY
INTERCITY,
STATE ROUTE,
CHARGE PER PERSON

N3000.15



AIR FARE CHARGE
FOR SPECIFIED
ROUTES SINGLE
JOURNEY

N35600.00



JOURNEY BY
MOTORCYCLE
(OKADA)
PER DROP

N400.00



WATER TRANSPORT:
WATER WAY
PASSENGER
TRANSPORTATION

N825.26

YoY % & MoM %



BUS JOURNEY
WITHIN CITY,
PER DROP
CONSTANT ROUTE

YoY % = 45.68
MoM % = 1.67



BUS JOURNEY
INTERCITY,
STATE ROUTE,
CHARGE PER PERSON

YoY % = 52.00
MoM % = 3.36



AIR FARE CHARGE
FOR SPECIFIED
ROUTES SINGLE
JOURNEY

YoY % = 13.60
MoM % = -0.28



JOURNEY BY
MOTORCYCLE
(OKADA)
PER DROP

YoY % = 77.31
MoM % = 2.44



WATER TRANSPORT:
WATER WAY
PASSENGER
TRANSPORTATION

YoY % = 47.36
MoM % = -1.79

TRANSPORT FARE WATCH - APRIL 2021

Average Transport Fare by Categories -Kwara State



APRIL 2021



BUS JOURNEY
WITHIN CITY,
PER DROP
CONSTANT ROUTE

N297.25



BUS JOURNEY
INTERCITY,
STATE ROUTE,
CHARGE PER PERSON

N2600.41



AIR FARE CHARGE
FOR SPECIFIED
ROUTES SINGLE
JOURNEY

N35400.00



JOURNEY BY
MOTORCYCLE
(OKADA)
PER DROP

N398.65



WATER TRANSPORT:
WATER WAY
PASSENGER
TRANSPORTATION

N905.10

MARCH 2021



BUS JOURNEY
WITHIN CITY,
PER DROP
CONSTANT ROUTE

N282.34



BUS JOURNEY
INTERCITY,
STATE ROUTE,
CHARGE PER PERSON

N2516.20



AIR FARE CHARGE
FOR SPECIFIED
ROUTES SINGLE
JOURNEY

N35700.00



JOURNEY BY
MOTORCYCLE
(OKADA)
PER DROP

N390.12



WATER TRANSPORT:
WATER WAY
PASSENGER
TRANSPORTATION

N900.55

YoY % & MoM %



BUS JOURNEY
WITHIN CITY,
PER DROP
CONSTANT ROUTE

YoY % = 77.99
MoM % = 5.28



BUS JOURNEY
INTERCITY,
STATE ROUTE,
CHARGE PER PERSON

YoY % = 40.18
MoM % = 3.35



AIR FARE CHARGE
FOR SPECIFIED
ROUTES SINGLE
JOURNEY

YoY % = 5.67
MoM % = -0.84



JOURNEY BY
MOTORCYCLE
(OKADA)
PER DROP

YoY % = 99.33
MoM % = 2.19



WATER TRANSPORT:
WATER WAY
PASSENGER
TRANSPORTATION

YoY % = 33.50
MoM % = 0.51

TRANSPORT FARE WATCH - APRIL 2021

Average Transport Fare by Categories -Lagos State



APRIL 2021



BUS JOURNEY
WITHIN CITY,
PER DROP
CONSTANT ROUTE

N451.03



BUS JOURNEY
INTERCITY,
STATE ROUTE,
CHARGE PER PERSON

N3500.20



AIR FARE CHARGE
FOR SPECIFIED
ROUTES SINGLE
JOURNEY

N38400.00



JOURNEY BY
MOTORCYCLE
(OKADA)
PER DROP

N435.21



WATER TRANSPORT:
WATER WAY
PASSENGER
TRANSPORTATION

N800.00

MARCH 2021



BUS JOURNEY
WITHIN CITY,
PER DROP
CONSTANT ROUTE

N438.20



BUS JOURNEY
INTERCITY,
STATE ROUTE,
CHARGE PER PERSON

N3425.18



AIR FARE CHARGE
FOR SPECIFIED
ROUTES SINGLE
JOURNEY

N38600.00



JOURNEY BY
MOTORCYCLE
(OKADA)
PER DROP

N400.00



WATER TRANSPORT:
WATER WAY
PASSENGER
TRANSPORTATION

N825.47

YoY % & MoM %



BUS JOURNEY
WITHIN CITY,
PER DROP
CONSTANT ROUTE

YoY % = 50.34
MoM % = 2.93



BUS JOURNEY
INTERCITY,
STATE ROUTE,
CHARGE PER PERSON

YoY % = 45.84
MoM % = 2.19



AIR FARE CHARGE
FOR SPECIFIED
ROUTES SINGLE
JOURNEY

YoY % = 14.29
MoM % = -0.52



JOURNEY BY
MOTORCYCLE
(OKADA)
PER DROP

YoY % = 74.08
MoM % = 8.80



WATER TRANSPORT:
WATER WAY
PASSENGER
TRANSPORTATION

YoY % = 42.86
MoM % = -3.09

TRANSPORT FARE WATCH - APRIL 2021

Average Transport Fare by Categories -Nasarawa State



APRIL 2021



BUS JOURNEY
WITHIN CITY,
PER DROP
CONSTANT ROUTE

N500.23



BUS JOURNEY
INTERCITY,
STATE ROUTE,
CHARGE PER PERSON

N2340.10



AIR FARE CHARGE
FOR SPECIFIED
ROUTES SINGLE
JOURNEY

N35700.00



JOURNEY BY
MOTORCYCLE
(OKADA)
PER DROP

N297.14



WATER TRANSPORT:
WATER WAY
PASSENGER
TRANSPORTATION

N643.26

MARCH 2021



BUS JOURNEY
WITHIN CITY,
PER DROP
CONSTANT ROUTE

N482.30



BUS JOURNEY
INTERCITY,
STATE ROUTE,
CHARGE PER PERSON

N2350.10



AIR FARE CHARGE
FOR SPECIFIED
ROUTES SINGLE
JOURNEY

N35650.00



JOURNEY BY
MOTORCYCLE
(OKADA)
PER DROP

N280.27



WATER TRANSPORT:
WATER WAY
PASSENGER
TRANSPORTATION

N650.19

YoY % & MoM %



BUS JOURNEY
WITHIN CITY,
PER DROP
CONSTANT ROUTE

YoY % = 68.43
MoM % = 3.72



BUS JOURNEY
INTERCITY,
STATE ROUTE,
CHARGE PER PERSON

YoY % = 32.66
MoM % = -0.43



AIR FARE CHARGE
FOR SPECIFIED
ROUTES SINGLE
JOURNEY

YoY % = 39.45
MoM % = 0.14



JOURNEY BY
MOTORCYCLE
(OKADA)
PER DROP

YoY % = 89.26
MoM % = 6.02



WATER TRANSPORT:
WATER WAY
PASSENGER
TRANSPORTATION

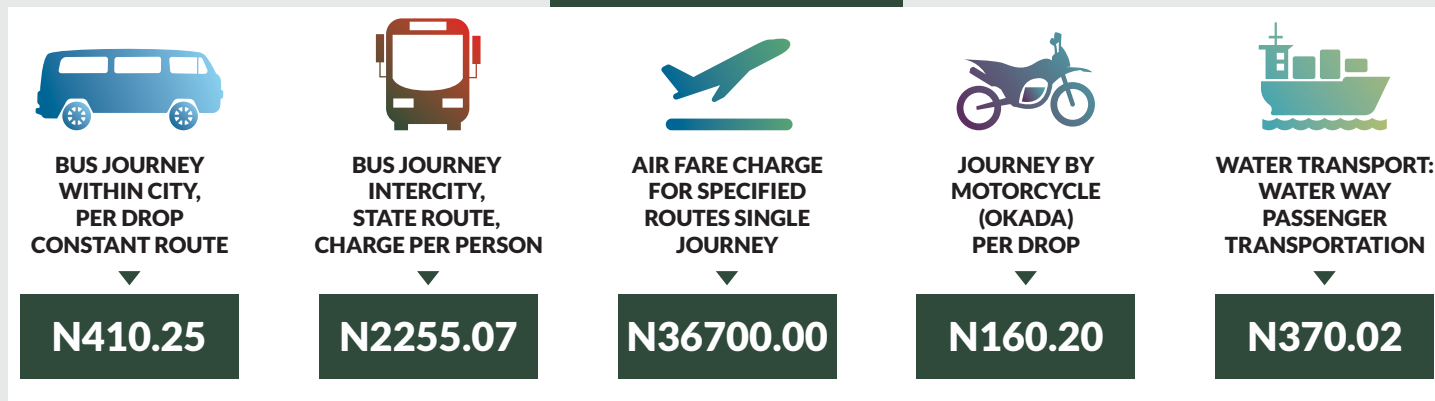
YoY % = 33.46
MoM % = -1.07

TRANSPORT FARE WATCH - APRIL 2021

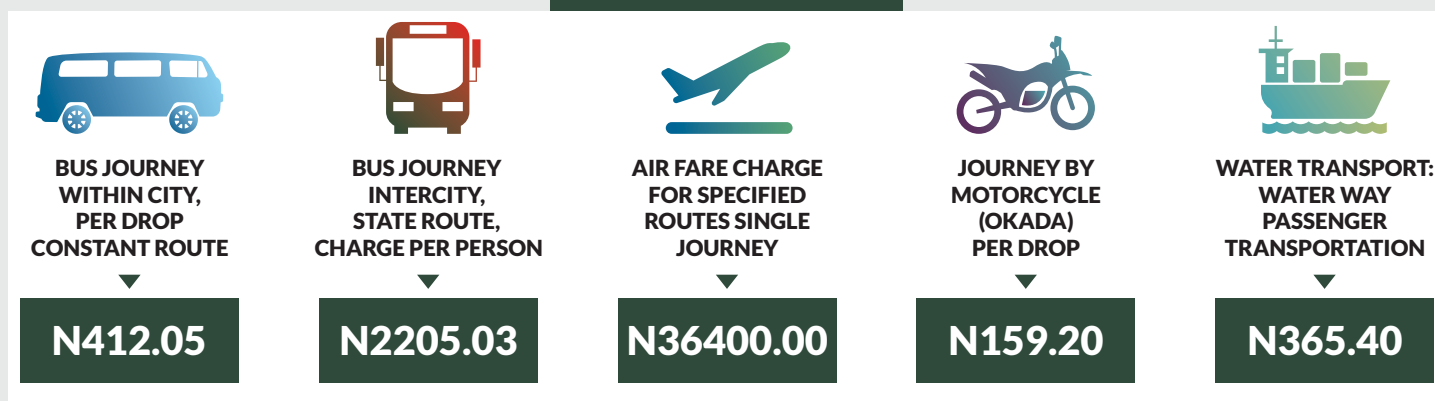
Average Transport Fare by Categories -Niger State



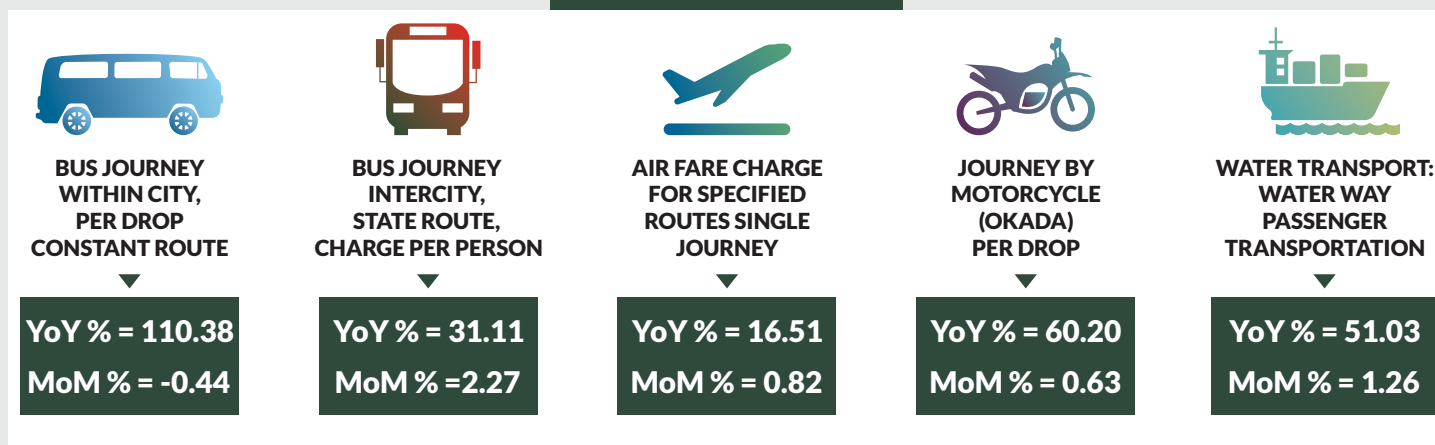
APRIL 2021



MARCH 2021



YoY % & MoM %



TRANSPORT FARE WATCH - APRIL 2021

Average Transport Fare by Categories -Ogun State



APRIL 2021



BUS JOURNEY
WITHIN CITY,
PER DROP
CONSTANT ROUTE

N364.25



BUS JOURNEY
INTERCITY,
STATE ROUTE,
CHARGE PER PERSON

N2214.60



AIR FARE CHARGE
FOR SPECIFIED
ROUTES SINGLE
JOURNEY

N35600.00



JOURNEY BY
MOTORCYCLE
(OKADA)
PER DROP

N190.75



WATER TRANSPORT:
WATER WAY
PASSENGER
TRANSPORTATION

N1000.00

MARCH 2021



BUS JOURNEY
WITHIN CITY,
PER DROP
CONSTANT ROUTE

N359.34



BUS JOURNEY
INTERCITY,
STATE ROUTE,
CHARGE PER PERSON

N2199.15



AIR FARE CHARGE
FOR SPECIFIED
ROUTES SINGLE
JOURNEY

N35700.00



JOURNEY BY
MOTORCYCLE
(OKADA)
PER DROP

N186.54



WATER TRANSPORT:
WATER WAY
PASSENGER
TRANSPORTATION

N1000.05

YoY % & MoM %



BUS JOURNEY
WITHIN CITY,
PER DROP
CONSTANT ROUTE

YoY % = 97.96
MoM % = 1.37



BUS JOURNEY
INTERCITY,
STATE ROUTE,
CHARGE PER PERSON

YoY % = 72.21
MoM % = 0.70



AIR FARE CHARGE
FOR SPECIFIED
ROUTES SINGLE
JOURNEY

YoY % = 14.84
MoM % = -0.28



JOURNEY BY
MOTORCYCLE
(OKADA)
PER DROP

YoY % = -9.17
MoM % = 2.26



WATER TRANSPORT:
WATER WAY
PASSENGER
TRANSPORTATION

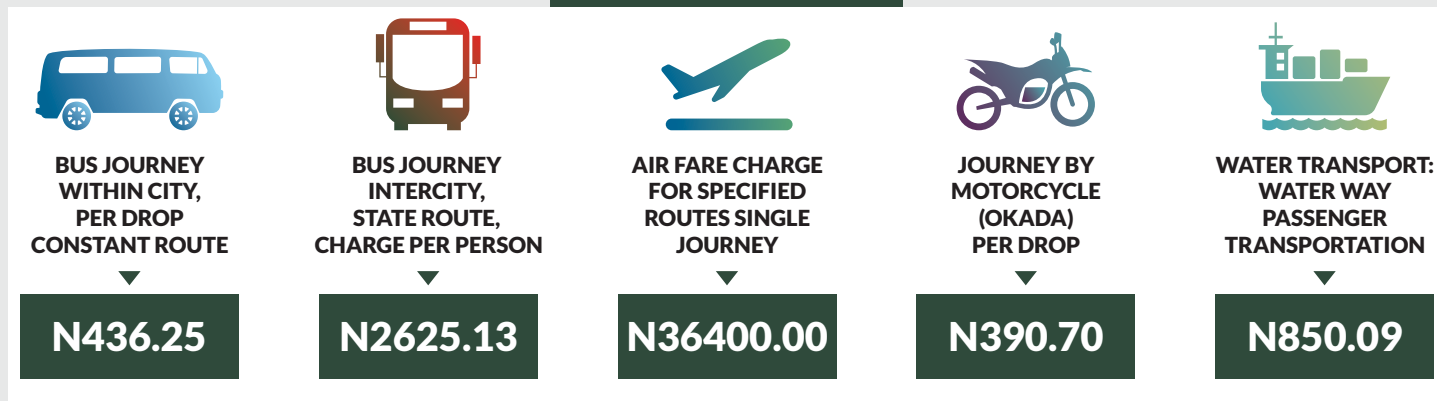
YoY % = 14.94
MoM % = 0.00

TRANSPORT FARE WATCH - APRIL 2021

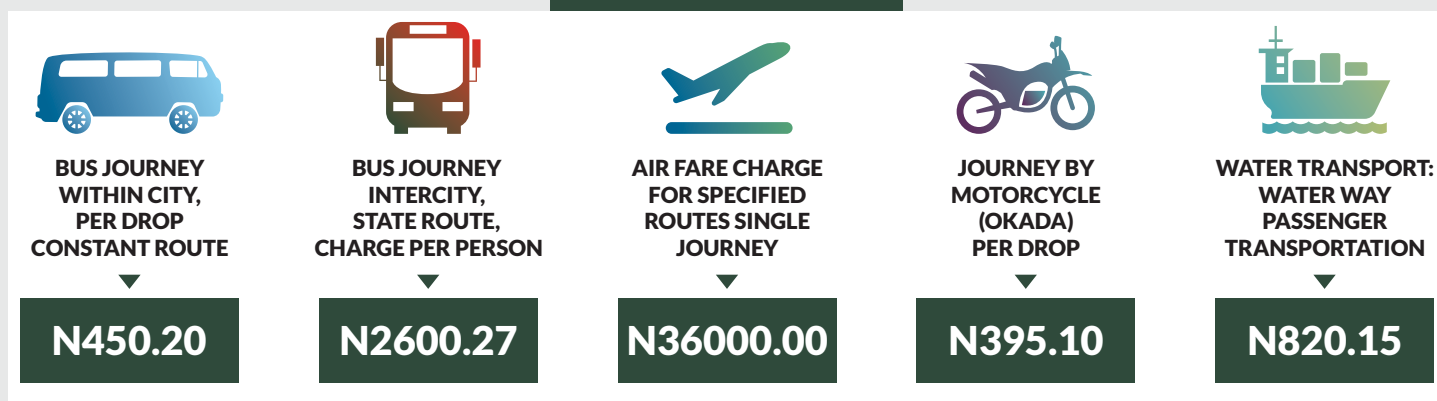
Average Transport Fare by Categories -Ondo State



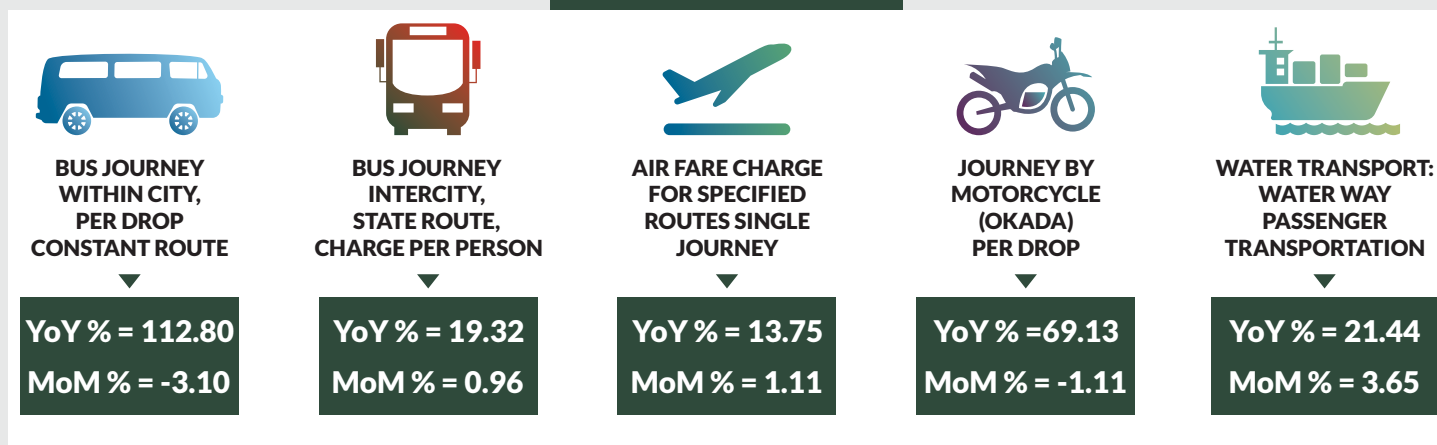
APRIL 2021



MARCH 2021



YoY % & MoM %



TRANSPORT FARE WATCH - APRIL 2021

Average Transport Fare by Categories -Osun State



APRIL 2021



BUS JOURNEY
WITHIN CITY,
PER DROP
CONSTANT ROUTE

N340.28



BUS JOURNEY
INTERCITY,
STATE ROUTE,
CHARGE PER PERSON

N1980.24



AIR FARE CHARGE
FOR SPECIFIED
ROUTES SINGLE
JOURNEY

N35650.00



JOURNEY BY
MOTORCYCLE
(OKADA)
PER DROP

N260.35



WATER TRANSPORT:
WATER WAY
PASSENGER
TRANSPORTATION

N660.15

MARCH 2021



BUS JOURNEY
WITHIN CITY,
PER DROP
CONSTANT ROUTE

N335.50



BUS JOURNEY
INTERCITY,
STATE ROUTE,
CHARGE PER PERSON

N1938.75



AIR FARE CHARGE
FOR SPECIFIED
ROUTES SINGLE
JOURNEY

N35800.00



JOURNEY BY
MOTORCYCLE
(OKADA)
PER DROP

N255.68



WATER TRANSPORT:
WATER WAY
PASSENGER
TRANSPORTATION

N670.25

YoY % & MoM %



BUS JOURNEY
WITHIN CITY,
PER DROP
CONSTANT ROUTE

YoY % = 89.04
MoM % = 1.42



BUS JOURNEY
INTERCITY,
STATE ROUTE,
CHARGE PER PERSON

YoY % = 59.70
MoM % = 2.14



AIR FARE CHARGE
FOR SPECIFIED
ROUTES SINGLE
JOURNEY

YoY % = 38.72
MoM % = -0.42



JOURNEY BY
MOTORCYCLE
(OKADA)
PER DROP

YoY % = 49.63
MoM % = 1.83



WATER TRANSPORT:
WATER WAY
PASSENGER
TRANSPORTATION

YoY % = 32.03
MoM % = -1.51

TRANSPORT FARE WATCH - APRIL 2021

Average Transport Fare by Categories -Oyo State



APRIL 2021



BUS JOURNEY
WITHIN CITY,
PER DROP
CONSTANT ROUTE

N200.07



BUS JOURNEY
INTERCITY,
STATE ROUTE,
CHARGE PER PERSON

N2670.30



AIR FARE CHARGE
FOR SPECIFIED
ROUTES SINGLE
JOURNEY

N36250.00



JOURNEY BY
MOTORCYCLE
(OKADA)
PER DROP

N270.16



WATER TRANSPORT:
WATER WAY
PASSENGER
TRANSPORTATION

N605.22

MARCH 2021



BUS JOURNEY
WITHIN CITY,
PER DROP
CONSTANT ROUTE

N197.55



BUS JOURNEY
INTERCITY,
STATE ROUTE,
CHARGE PER PERSON

N2604.21



AIR FARE CHARGE
FOR SPECIFIED
ROUTES SINGLE
JOURNEY

N36000.00



JOURNEY BY
MOTORCYCLE
(OKADA)
PER DROP

N262.01



WATER TRANSPORT:
WATER WAY
PASSENGER
TRANSPORTATION

N606.36

YoY % & MoM %



BUS JOURNEY
WITHIN CITY,
PER DROP
CONSTANT ROUTE

YoY % = -10.28
MoM % = 1.28



BUS JOURNEY
INTERCITY,
STATE ROUTE,
CHARGE PER PERSON

YoY % = 53.38
MoM % = 2.54



AIR FARE CHARGE
FOR SPECIFIED
ROUTES SINGLE
JOURNEY

YoY % = 40.69
MoM % = 0.69



JOURNEY BY
MOTORCYCLE
(OKADA)
PER DROP

YoY % = 200.18
MoM % = 3.11



WATER TRANSPORT:
WATER WAY
PASSENGER
TRANSPORTATION

YoY % = 22.51
MoM % = -0.19

TRANSPORT FARE WATCH - APRIL 2021

Average Transport Fare by Categories -Plateau State



APRIL 2021



BUS JOURNEY
WITHIN CITY,
PER DROP
CONSTANT ROUTE

N435.20



BUS JOURNEY
INTERCITY,
STATE ROUTE,
CHARGE PER PERSON

N3230.06



AIR FARE CHARGE
FOR SPECIFIED
ROUTES SINGLE
JOURNEY

N36500.00



JOURNEY BY
MOTORCYCLE
(OKADA)
PER DROP

N300.00



WATER TRANSPORT:
WATER WAY
PASSENGER
TRANSPORTATION

N655.30

MARCH 2021



BUS JOURNEY
WITHIN CITY,
PER DROP
CONSTANT ROUTE

N425.03



BUS JOURNEY
INTERCITY,
STATE ROUTE,
CHARGE PER PERSON

N3200.46



AIR FARE CHARGE
FOR SPECIFIED
ROUTES SINGLE
JOURNEY

N36450.00



JOURNEY BY
MOTORCYCLE
(OKADA)
PER DROP

N295.67



WATER TRANSPORT:
WATER WAY
PASSENGER
TRANSPORTATION

N650.25

YoY % & MoM %



BUS JOURNEY
WITHIN CITY,
PER DROP
CONSTANT ROUTE

YoY % = 81.33
MoM % = 2.39



BUS JOURNEY
INTERCITY,
STATE ROUTE,
CHARGE PER PERSON

YoY % = 40.44
MoM % = 0.92



AIR FARE CHARGE
FOR SPECIFIED
ROUTES SINGLE
JOURNEY

YoY % = 30.82
MoM % = 0.14



JOURNEY BY
MOTORCYCLE
(OKADA)
PER DROP

YoY % = 172.73
MoM % = 1.46



WATER TRANSPORT:
WATER WAY
PASSENGER
TRANSPORTATION

YoY % = 69.77
MoM % = 0.78

TRANSPORT FARE WATCH - APRIL 2021

Average Transport Fare by Categories -Rivers State



APRIL 2021



BUS JOURNEY
WITHIN CITY,
PER DROP
CONSTANT ROUTE

N276.20



BUS JOURNEY
INTERCITY,
STATE ROUTE,
CHARGE PER PERSON

N2130.45



AIR FARE CHARGE
FOR SPECIFIED
ROUTES SINGLE
JOURNEY

N38350.00



JOURNEY BY
MOTORCYCLE
(OKADA)
PER DROP

N430.21



WATER TRANSPORT:
WATER WAY
PASSENGER
TRANSPORTATION

N2300.00

MARCH 2021



BUS JOURNEY
WITHIN CITY,
PER DROP
CONSTANT ROUTE

N270.30



BUS JOURNEY
INTERCITY,
STATE ROUTE,
CHARGE PER PERSON

N2180.20



AIR FARE CHARGE
FOR SPECIFIED
ROUTES SINGLE
JOURNEY

N38400.00



JOURNEY BY
MOTORCYCLE
(OKADA)
PER DROP

N420.35



WATER TRANSPORT:
WATER WAY
PASSENGER
TRANSPORTATION

N2285.67

YoY % & MoM %



BUS JOURNEY
WITHIN CITY,
PER DROP
CONSTANT ROUTE

YoY % = 84.13
MoM % = 2.18



BUS JOURNEY
INTERCITY,
STATE ROUTE,
CHARGE PER PERSON

YoY % = 23.86
MoM % = -2.28



AIR FARE CHARGE
FOR SPECIFIED
ROUTES SINGLE
JOURNEY

YoY % = 9.57
MoM % = -0.13



JOURNEY BY
MOTORCYCLE
(OKADA)
PER DROP

YoY % = 69.37
MoM % = 2.35



WATER TRANSPORT:
WATER WAY
PASSENGER
TRANSPORTATION

YoY % = 27.78
MoM % = 0.63

TRANSPORT FARE WATCH - APRIL 2021

Average Transport Fare by Categories -Sokoto State



APRIL 2021



BUS JOURNEY
WITHIN CITY,
PER DROP
CONSTANT ROUTE

N325.20



BUS JOURNEY
INTERCITY,
STATE ROUTE,
CHARGE PER PERSON

N3340.30



AIR FARE CHARGE
FOR SPECIFIED
ROUTES SINGLE
JOURNEY

N33500.00



JOURNEY BY
MOTORCYCLE
(OKADA)
PER DROP

N168.40



WATER TRANSPORT:
WATER WAY
PASSENGER
TRANSPORTATION

N723.60

MARCH 2021



BUS JOURNEY
WITHIN CITY,
PER DROP
CONSTANT ROUTE

N305.10



BUS JOURNEY
INTERCITY,
STATE ROUTE,
CHARGE PER PERSON

N3380.20



AIR FARE CHARGE
FOR SPECIFIED
ROUTES SINGLE
JOURNEY

N33200.00



JOURNEY BY
MOTORCYCLE
(OKADA)
PER DROP

N170.35



WATER TRANSPORT:
WATER WAY
PASSENGER
TRANSPORTATION

N700.00

YoY % & MoM %



BUS JOURNEY
WITHIN CITY,
PER DROP
CONSTANT ROUTE

YoY % = 109.81
MoM % = 6.59



BUS JOURNEY
INTERCITY,
STATE ROUTE,
CHARGE PER PERSON

YoY % = 51.83
MoM % = -1.18



AIR FARE CHARGE
FOR SPECIFIED
ROUTES SINGLE
JOURNEY

YoY % = 48.89
MoM % = 0.90



JOURNEY BY
MOTORCYCLE
(OKADA)
PER DROP

YoY % = 73.61
MoM % = -1.14



WATER TRANSPORT:
WATER WAY
PASSENGER
TRANSPORTATION

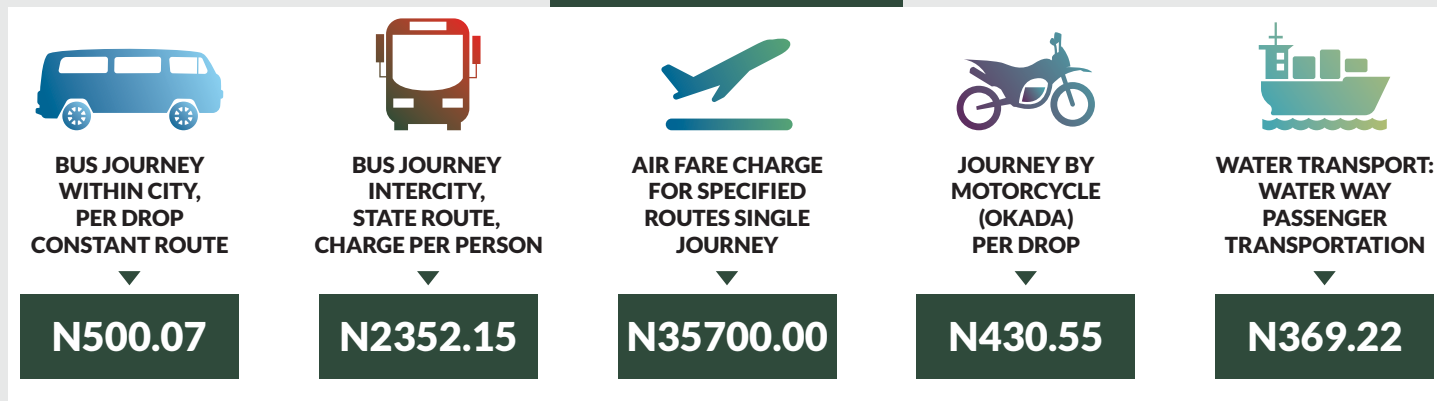
YoY % = 53.96
MoM % = 3.37

TRANSPORT FARE WATCH - APRIL 2021

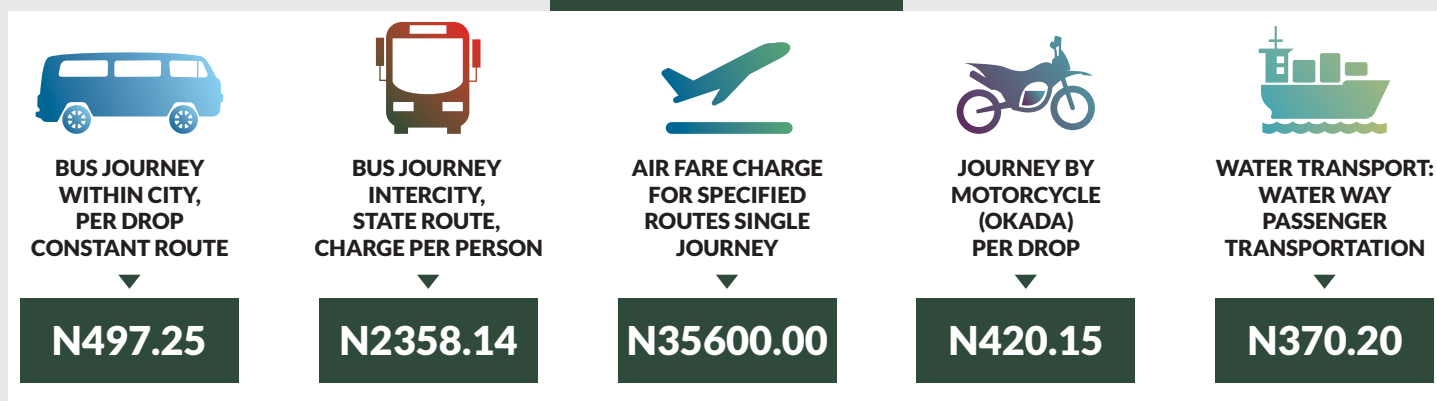
Average Transport Fare by Categories -Taraba State



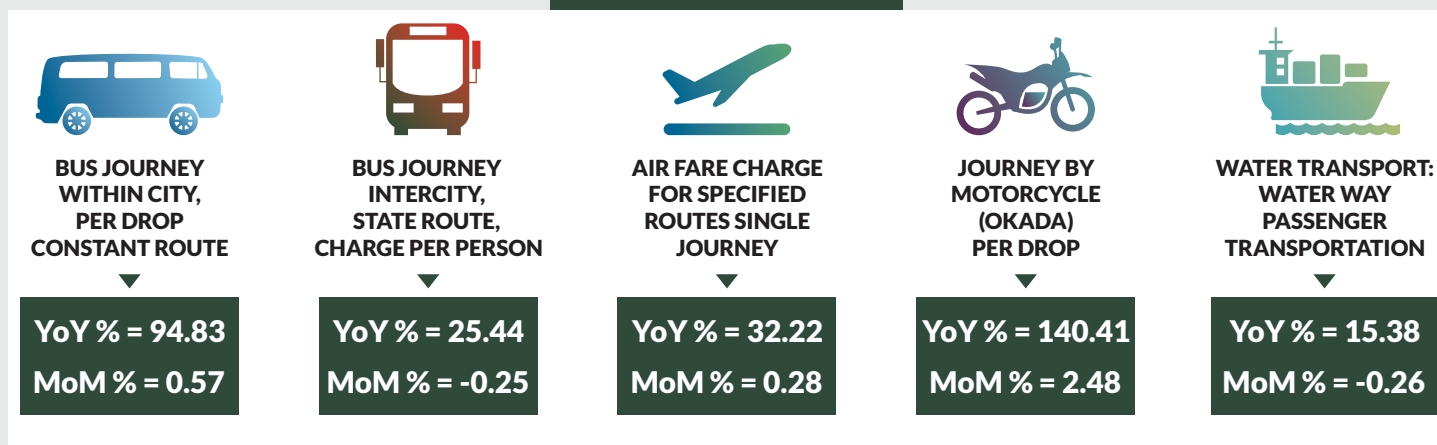
APRIL 2021



MARCH 2021



YoY % & MoM %



TRANSPORT FARE WATCH - APRIL 2021

Average Transport Fare by Categories -Yobe State



APRIL 2021



BUS JOURNEY
WITHIN CITY,
PER DROP
CONSTANT ROUTE

N397.55



BUS JOURNEY
INTERCITY,
STATE ROUTE,
CHARGE PER PERSON

N2000.10



AIR FARE CHARGE
FOR SPECIFIED
ROUTES SINGLE
JOURNEY

N37250.00



JOURNEY BY
MOTORCYCLE
(OKADA)
PER DROP

N455.02



WATER TRANSPORT:
WATER WAY
PASSENGER
TRANSPORTATION

N500.00

MARCH 2021



BUS JOURNEY
WITHIN CITY,
PER DROP
CONSTANT ROUTE

N390.06



BUS JOURNEY
INTERCITY,
STATE ROUTE,
CHARGE PER PERSON

N1990.73



AIR FARE CHARGE
FOR SPECIFIED
ROUTES SINGLE
JOURNEY

N37120.00



JOURNEY BY
MOTORCYCLE
(OKADA)
PER DROP

N420.10



WATER TRANSPORT:
WATER WAY
PASSENGER
TRANSPORTATION

N498.65

YoY % & MoM %



BUS JOURNEY
WITHIN CITY,
PER DROP
CONSTANT ROUTE

YoY % = 117.24
MoM % = 1.92



BUS JOURNEY
INTERCITY,
STATE ROUTE,
CHARGE PER PERSON

YoY % = 51.52
MoM % = 0.47



AIR FARE CHARGE
FOR SPECIFIED
ROUTES SINGLE
JOURNEY

YoY % = 19.39
MoM % = 0.35



JOURNEY BY
MOTORCYCLE
(OKADA)
PER DROP

YoY % = 127.51
MoM % = 8.31



WATER TRANSPORT:
WATER WAY
PASSENGER
TRANSPORTATION

YoY % = 31.58
MoM % = 0.27

TRANSPORT FARE WATCH - APRIL 2021

Average Transport Fare by Categories -Zamfara State



APRIL 2021



BUS JOURNEY
WITHIN CITY,
PER DROP
CONSTANT ROUTE

N620.35



BUS JOURNEY
INTERCITY,
STATE ROUTE,
CHARGE PER PERSON

N1937.60



AIR FARE CHARGE
FOR SPECIFIED
ROUTES SINGLE
JOURNEY

N36450.00



JOURNEY BY
MOTORCYCLE
(OKADA)
PER DROP

N200.00



WATER TRANSPORT:
WATER WAY
PASSENGER
TRANSPORTATION

N654.12

MARCH 2021



BUS JOURNEY
WITHIN CITY,
PER DROP
CONSTANT ROUTE

N618.23



BUS JOURNEY
INTERCITY,
STATE ROUTE,
CHARGE PER PERSON

N1935.20



AIR FARE CHARGE
FOR SPECIFIED
ROUTES SINGLE
JOURNEY

N36500.00



JOURNEY BY
MOTORCYCLE
(OKADA)
PER DROP

N198.67



WATER TRANSPORT:
WATER WAY
PASSENGER
TRANSPORTATION

N650.47

YoY % & MoM %



BUS JOURNEY
WITHIN CITY,
PER DROP
CONSTANT ROUTE

YoY % = 51.30
MoM % = 0.34



BUS JOURNEY
INTERCITY,
STATE ROUTE,
CHARGE PER PERSON

YoY % = 61.47
MoM % = 0.12



AIR FARE CHARGE
FOR SPECIFIED
ROUTES SINGLE
JOURNEY

YoY % = 12.15
MoM % = -0.14



JOURNEY BY
MOTORCYCLE
(OKADA)
PER DROP

YoY % = 100.00
MoM % = 0.67



WATER TRANSPORT:
WATER WAY
PASSENGER
TRANSPORTATION

YoY % = 70.34
MoM % = 0.56

METHODOLOGY

Field work is done solely by over 700 NBS Staff in all States of the federation supported by supervisors who are monitored by internal and external observers.

Prices are collected across all the 774 local governments across all States and the FCT from over 10,000 respondents and locations and reflect actual fare households state they actually paid for those services.

The average of all these fares is then reported for each state and the average for the country is the average for the state.

NBS audit team subsequently conducts randomly selected verification of fares recorded.

ACKNOWLEDGEMENTS/CONTACTS

Acknowledgements

We acknowledge our technical partners, Proshare in the design, concept and production of this publication.





Contact Us

 @nigerianstat

 NBSNigeria

 www.nigerianstat.gov.ng

 **Head Office Address**
Plot 762, Independence Avenue, Central
Business District, FCT, Abuja Nigeria.

 +234 803 386 5388

 feedback@nigerianstat.gov.ng