



NATIONAL BUREAU OF STATISTICS

# National Household Kerosene Price Watch

(APRIL 2021)

**Report Date: May 2021**

***Data Source: National Bureau of Statistics (NBS)***

# CONTENTS

<b>Executive Summary</b> .....	<b>1</b>
<b>Average Kerosene Prices per litre Across States</b> .....	<b>2</b>
<b>Average Kerosene Prices per litre Across Zones</b> .....	<b>3</b>
<b>12 Months Average Prices per litre</b> .....	<b>4</b>
<b>Average Kerosene Prices per gallon Across States</b> .....	<b>5</b>
<b>Average Kerosene Prices per gallon Across Zones</b> .....	<b>6</b>
<b>12 Months Average Prices per gallon</b> .....	<b>7</b>
<b>Appendix - Tables</b> .....	<b>8</b>
<b>Methodology</b> .....	<b>10</b>
<b>Acknowledgment and Contact</b> .....	<b>11</b>

# EXECUTIVE SUMMARY

Average price per litre paid by consumers for National Household Kerosene increased by 0.38% month-on-month and by 5.95% year-on-year to N362.68 in April 2021 from N361.29 in March 2021.

States with the highest average price per litre of kerosene were Taraba (N478.89), Ebonyi (N468.33) and Benue (N452.17).

States with the lowest average price per litre of kerosene were Abuja (N250.00), Bayelsa (N255.71) and Yobe (N290.28).

Similarly, average price per gallon paid by consumers for National Household Kerosene decreased by -0.87% month-on-month and increased by 1.81% year-on-year to N1,226.08 in April 2021 from N1,236.86 in March 2021.

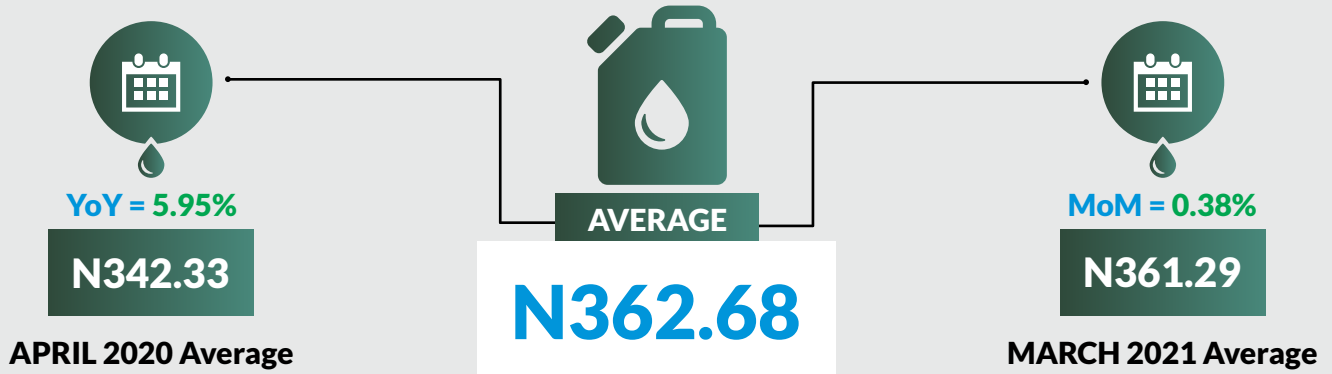
States with the highest average price per gallon of kerosene were Katsina (N1,572.73), Kebbi (N1,570.00) and Jigawa (N1,422.22).

States with the lowest average price per gallon of kerosene were Bayelsa (N917.50), Delta (N1008.46) and Rivers (N1062.50).

# NATIONAL HOUSEHOLD KEROSENE PRICE WATCH - APRIL 2021



## Average Kerosene Prices per litre Across States



### STATES WITH THE HIGHEST AVERAGE PRICES IN APRIL 2021



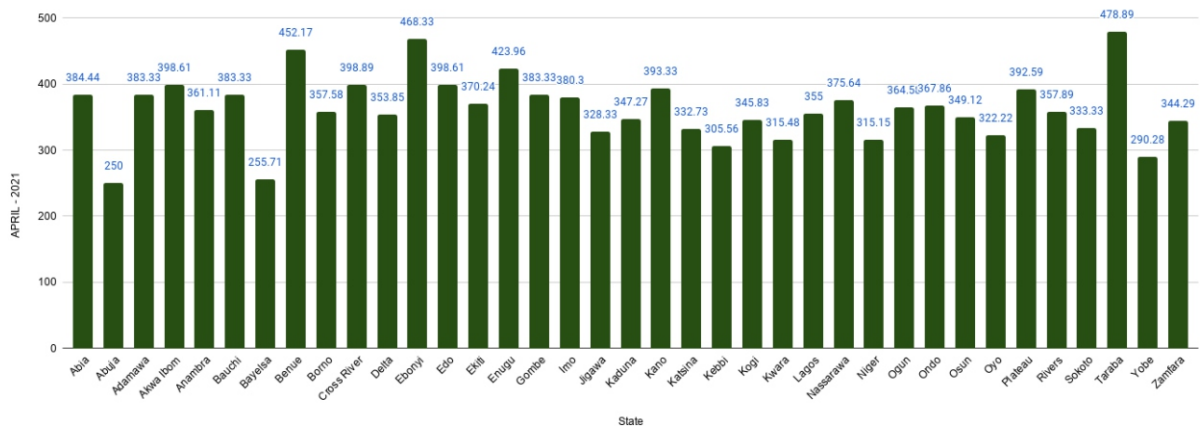
	Apr - 21	YoY %	MoM %
TARABA	478.89	20.22	2.62
EBONYI	468.33	24.89	4.07
BENUE	452.17	25.77	0.90

### STATES WITH THE LOWEST AVERAGE PRICES IN APRIL 2021



	Apr - 21	YoY %	MoM %
ABUJA	250.00	-25.00	-25.00
BAYELSA	255.71	11.88	2.29
YOBE	290.28	-9.04	-2.07

AVERAGE KEROSENE PRICES PER LITRE ACROSS STATES

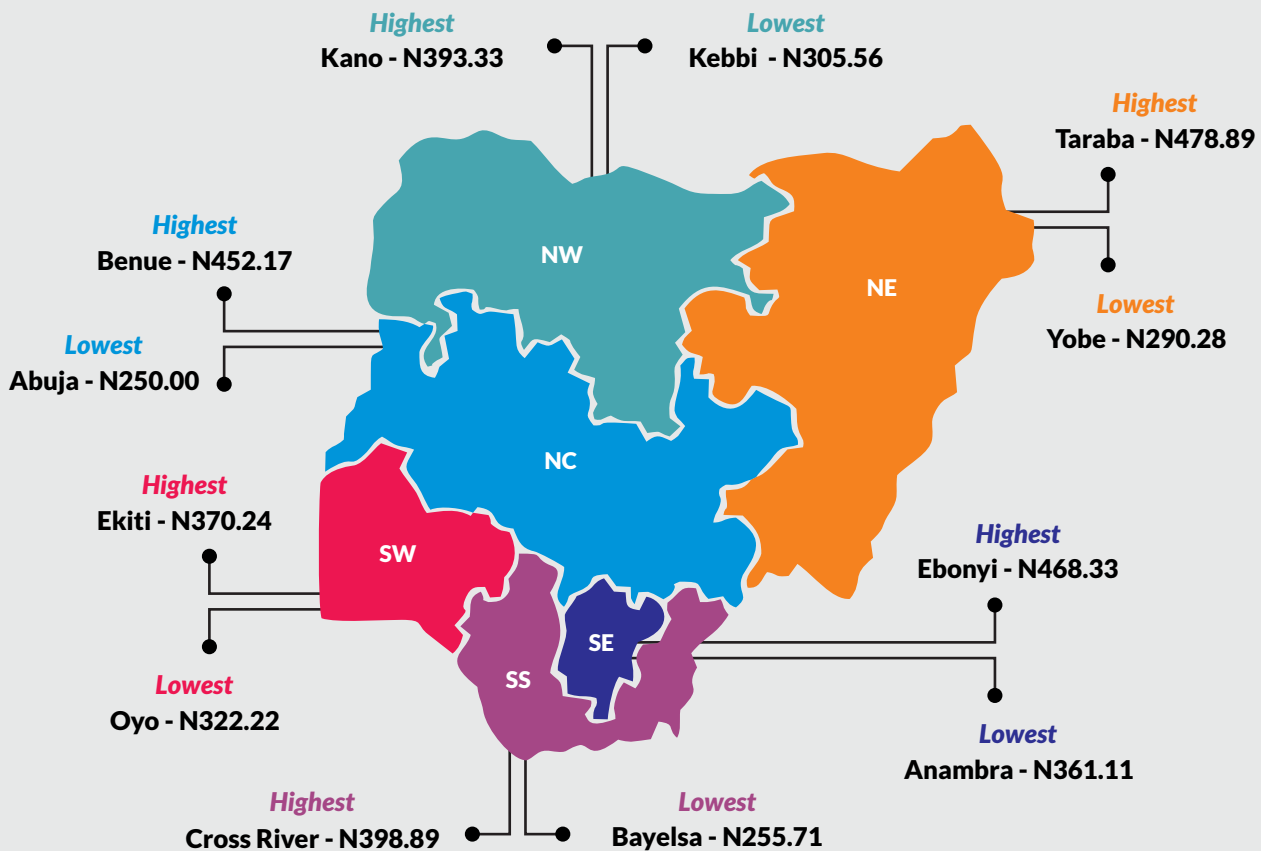





# NATIONAL HOUSEHOLD KEROSENE PRICE WATCH - APRIL 2021



## Average Kerosene Prices per litre Across Zones



# NATIONAL HOUSEHOLD KEROSENE PRICE WATCH

## - APRIL 2021



### 12 Months Average Prices per Litre

May 2020	
Average	<b>333.39</b>
YoY	<b>5.53</b>
MoM	<b>-2.61</b>

June 2020	
Average	<b>334.08</b>
YoY	<b>5.58</b>
MoM	<b>0.21</b>

July 2020	
Average	<b>335.54</b>
YoY	<b>6.17</b>
MoM	<b>0.44</b>

August 2020	
Average	<b>346.53</b>
YoY	<b>7.41</b>
MoM	<b>3.28</b>

April 2020	
Average	<b>342.33</b>
YoY	<b>8.24</b>
MoM	<b>2.44</b>

September 2020	
Average	<b>347.98</b>
YoY	<b>9.27</b>
MoM	<b>0.42</b>



**AVERAGE**

March 2021	
Average	<b>361.29</b>
YoY	<b>8.12</b>
MoM	<b>1.54</b>

April 2021	
Average	<b>362.68</b>
YoY	<b>5.95</b>
MoM	<b>0.38</b>

October 2020	
Average	<b>352.93</b>
YoY	<b>8.69</b>
MoM	<b>1.42</b>

February 2021	
Average	<b>355.80</b>
YoY	<b>8.83</b>
MoM	<b>1.50</b>

January 2021	
Average	<b>350.55</b>
YoY	<b>8.31</b>
MoM	<b>-0.64</b>

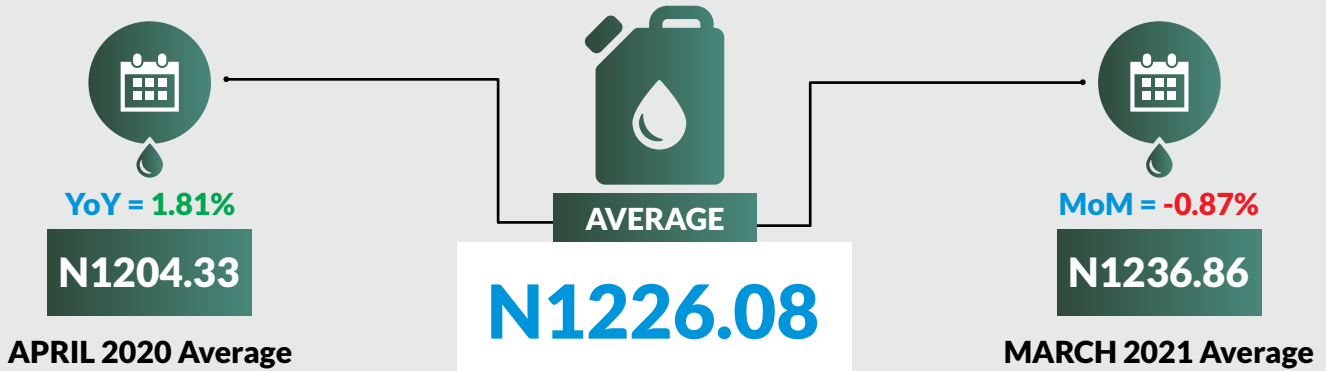
December 2020	
Average	<b>352.79</b>
YoY	<b>10.05</b>
MoM	<b>-0.17</b>

November 2020	
Average	<b>353.38</b>
YoY	<b>11.29</b>
MoM	<b>0.13</b>

# NATIONAL HOUSEHOLD KEROSENE PRICE WATCH - APRIL 2021



## Average Kerosene Prices per gallon Across States



### STATES WITH THE HIGHEST AVERAGE PRICES IN APRIL 2021



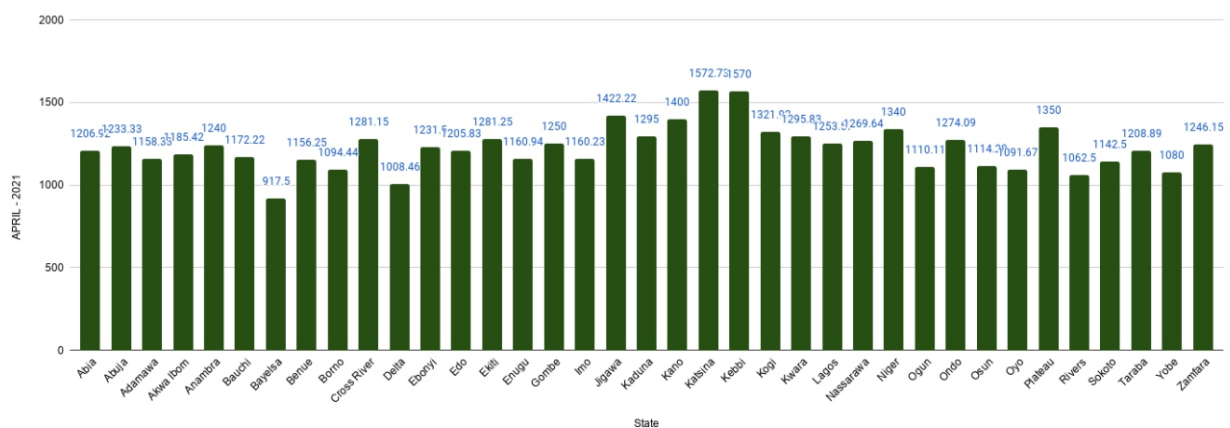
	Apr - 21	YoY %	MoM %
<b>KATSINA</b>	<b>1572.73</b>	<b>25.82</b>	<b>-3.62</b>
<b>KEBBI</b>	<b>1570.00</b>	<b>20.74</b>	<b>-1.40</b>
<b>JIGAWA</b>	<b>1422.22</b>	<b>8.29</b>	<b>4.75</b>

### STATES WITH THE LOWEST AVERAGE PRICES IN APRIL 2021



	Apr - 21	YoY %	MoM %
<b>BAYELSA</b>	<b>917.50</b>	<b>-20.06</b>	<b>1.13</b>
<b>DELTA</b>	<b>1008.46</b>	<b>-11.12</b>	<b>5.16</b>
<b>RIVERS</b>	<b>1062.50</b>	<b>-10.67</b>	<b>7.63</b>

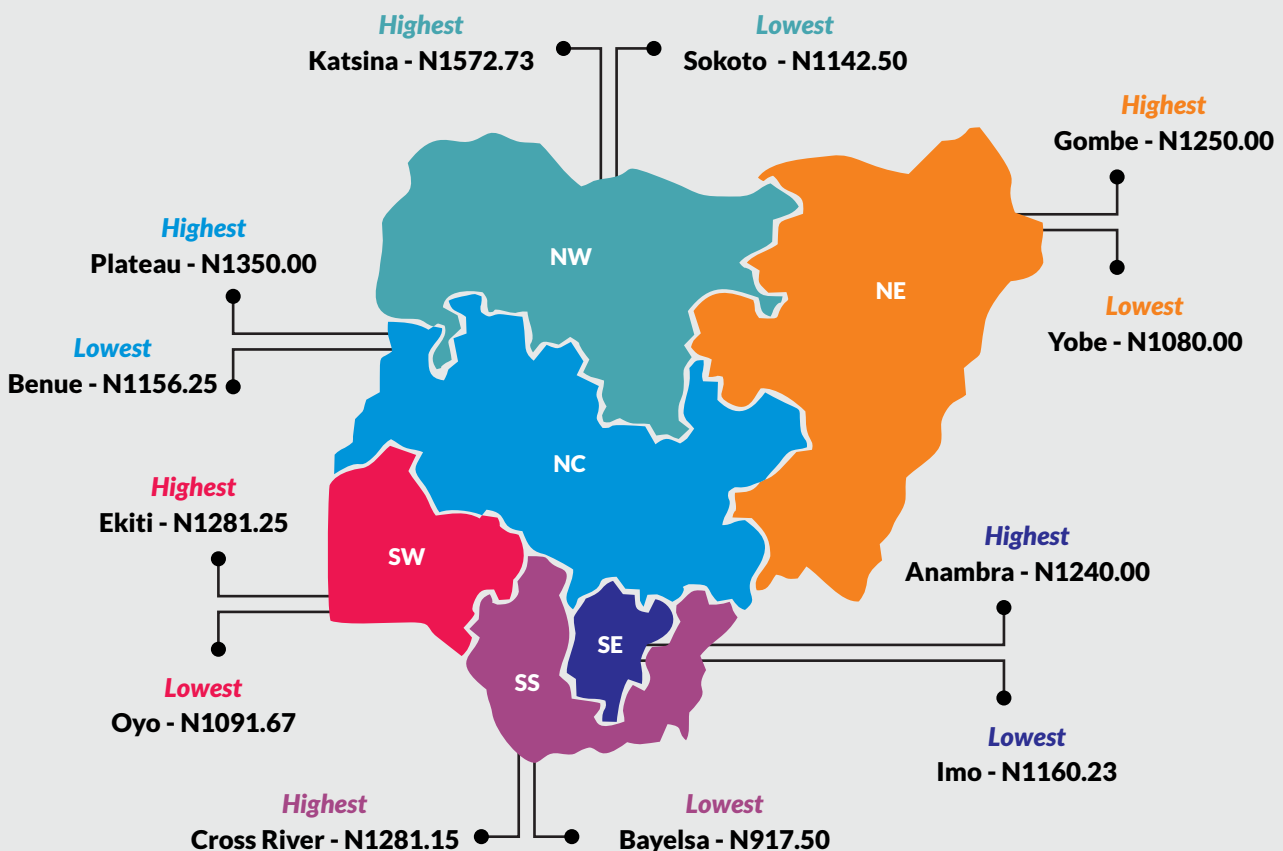

AVERAGE KEROSENE PRICES PER GALLON ACROSS STATES



# NATIONAL HOUSEHOLD KEROSENE PRICE WATCH - APRIL 2021



## Average Kerosene Prices per gallon Across Zones



# NATIONAL HOUSEHOLD KEROSENE PRICE WATCH

## - APRIL 2021



12 Months Average Prices per gallon

May 2020	
Average	<b>1207.37</b>
YoY	<b>-0.26</b>
MoM	<b>0.25</b>

June 2020	
Average	<b>1202.04</b>
YoY	<b>-1.19</b>
MoM	<b>-0.44</b>

July 2020	
Average	<b>1207.43</b>
YoY	<b>-0.31</b>
MoM	<b>0.45</b>

August 2020	
Average	<b>1218.48</b>
YoY	<b>0.66</b>
MoM	<b>0.92</b>

April 2020	
Average	<b>1204.33</b>
YoY	<b>-0.63</b>
MoM	<b>-0.90</b>

September 2020	
Average	<b>1229.66</b>
YoY	<b>1.02</b>
MoM	<b>0.92</b>



**AVERAGE**

March 2021	
Average	<b>1236.86</b>
YoY	<b>1.78</b>
MoM	<b>1.86</b>

April 2021	
Average	<b>1226.08</b>
YoY	<b>1.81</b>
MoM	<b>-0.87</b>

October 2020	
Average	<b>1233.00</b>
YoY	<b>1.91</b>
MoM	<b>0.27</b>

February 2021	
Average	<b>1214.24</b>
YoY	<b>-0.76</b>
MoM	<b>1.94</b>

January 2021	
Average	<b>1191.13</b>
YoY	<b>-2.21</b>
MoM	<b>1.32</b>

December 2020	
Average	<b>1175.59</b>
YoY	<b>-3.06</b>
MoM	<b>-3.52</b>

November 2020	
Average	<b>1218.50</b>
YoY	<b>0.67</b>
MoM	<b>-1.18</b>







# METHODOLOGY

Field work is done solely by over 700 NBS Staff in all States of the federation supported by supervisors who are monitored by internal and external observers.

Fuel Prices are collected across all the 774 local governments across all States and the FCT from over 10,000 respondents and locations and reflect actual prices households state they actually bought those fuels together with the prices reportedly sold by the fuel suppliers.

The average of all these prices is then reported for each state and the average for the country is the average for the state.

NBS audit team subsequently conducts randomly selected verification of prices recorded.

## Acknowledgements

We acknowledge our technical partners, Proshare in the design, concept and production of this publication.





## Contact Us

 @nigerianstat

 NBSNigeria

 [www.nigerianstat.gov.ng](http://www.nigerianstat.gov.ng)

 **Head Office Address**  
Plot 762, Independence Avenue, Central  
Business District, FCT, Abuja Nigeria.

 +234 803 386 5388

 [feedback@nigerianstat.gov.ng](mailto:feedback@nigerianstat.gov.ng)