



NATIONAL BUREAU OF STATISTICS

Premium Motor Spirit (Petrol) Price Watch

(APRIL 2021)

Report Date: May 2021

Data Source: National Bureau of Statistics (NBS)



CONTENTS

Executive Summary	1
Average PMS Prices Across States	2
Average PMS Prices Across Zones	3
12 Months Average Prices	4
Appendix - Tables	5
Methodology	6
Acknowledgment and Contact	7

EXECUTIVE SUMMARY

Average price paid by consumers for premium motor spirit (petrol) increased by 27.16% year-on-year and decreased month-on-month by -3.65% to N166.38 in April 2021 from N172.68 in March 2021.


States with the highest average price of premium motor spirit (petrol) were Plateau (N178.14), Kano (N177.00) and Abia (N175.92).

States with the lowest average price of premium motor spirit (petrol) were Borno (N152.30), Katsina (N156.60) and Gombe (N157.11).

PREMIUM MOTOR SPIRIT (PETROL) PRICE WATCH

- APRIL 2021

Average PMS Prices Across States



STATES WITH THE HIGHEST AVERAGE PRICES IN APRIL 2021



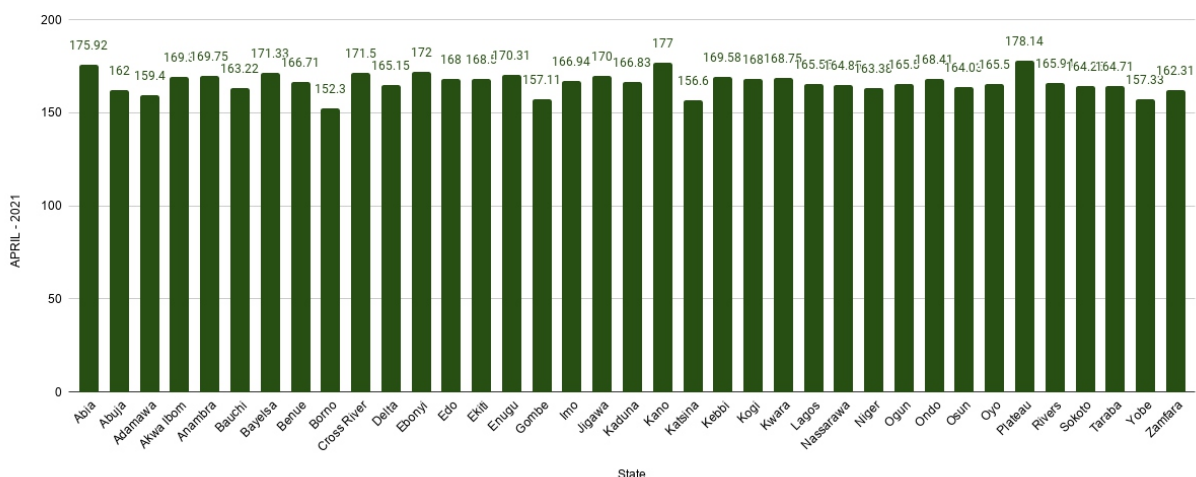
	Apr - 21	YoY%	MoM%
PLATEAU	178.14	32.66	-2.39
KANO	177.00	30.51	6.39
ABIA	175.92	37.30	-3.95

STATES WITH THE LOWEST AVERAGE PRICES IN APRIL 2021



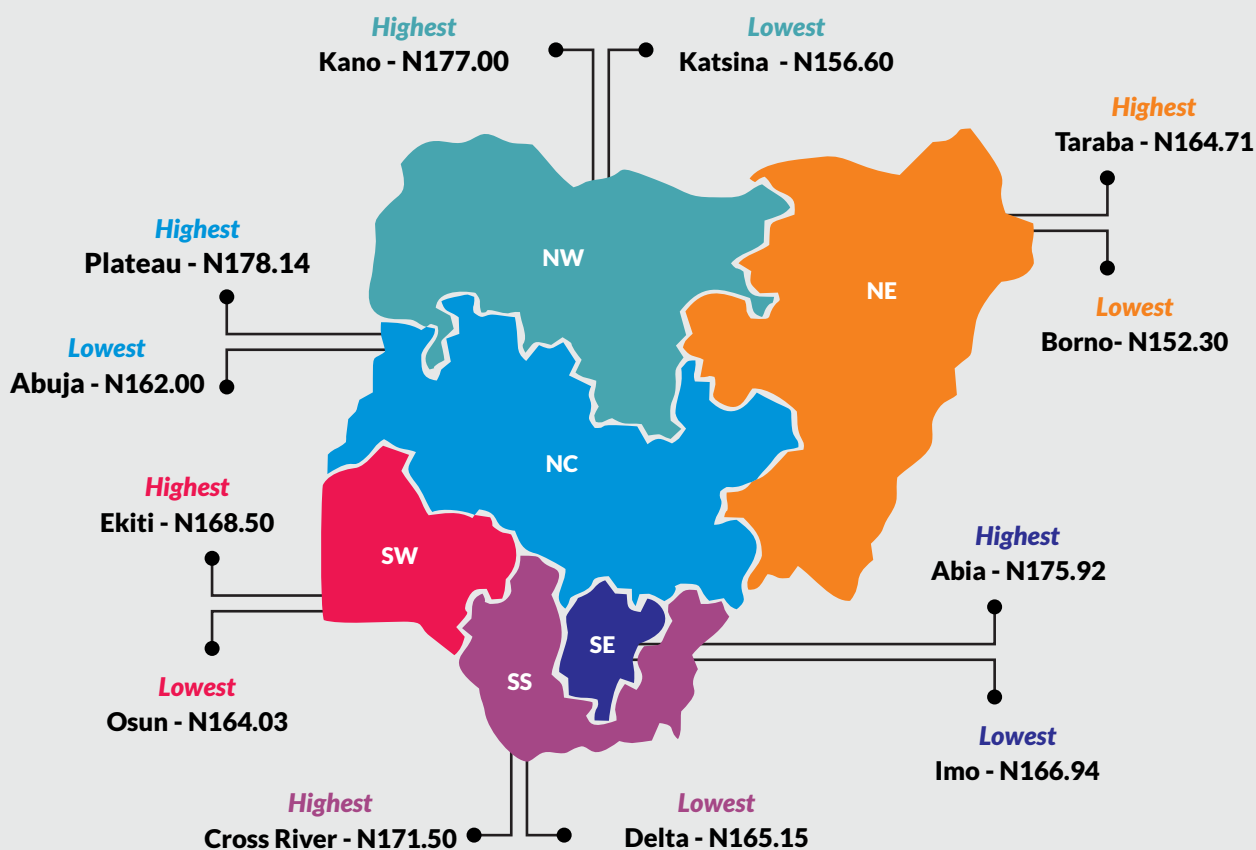

	Apr - 21	YoY%	MoM%
BORNO	152.30	8.40	-7.65
KATSINA	156.60	14.94	-5.66
GOMBE	157.11	15.52	-5.60

AVERAGE PMS PRICES ACROSS STATES



PREMIUM MOTOR SPIRIT (PETROL) PRICE WATCH - APRIL 2021

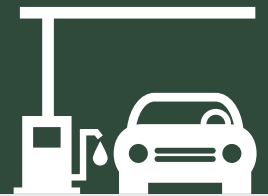
Average PMS Prices Across Zones



PREMIUM MOTOR SPIRIT (PETROL) PRICE WATCH

- APRIL 2021

12 Months Average Prices



May 2020	
Average	129.67
YoY	-10.59
MoM	-0.89


June 2020	
Average	128.88
YoY	-11.33
MoM	-0.61

July 2020	
Average	143.63
YoY	-0.97
MoM	11.44

August 2020	
Average	148.78
YoY	2.26
MoM	3.59

April 2020	
Average	130.84
YoY	-10.34
MoM	-10.01

September 2020	
Average	161.06
YoY	10.67
MoM	8.26



March 2021	
Average	172.68
YoY	18.76
MoM	3.87

April 2021	
Average	166.38
YoY	27.16
MoM	-3.65

October 2020	
Average	161.17
YoY	10.79
MoM	0.07

February 2021	
Average	166.24
YoY	14.32
MoM	1.31

January 2021	
Average	164.09
YoY	12.88
MoM	-0.97

December 2020	
Average	165.70
YoY	14.00
MoM	-0.94

November 2020	
Average	167.27
YoY	14.62
MoM	3.79

METHODOLOGY

Field work is done solely by over 700 NBS Staff in all States of the federation supported by supervisors who are monitored by internal and external observers.

Fuel Prices are collected across all the 774 local governments across all States and the FCT from over 10,000 respondents and locations and reflect actual prices households state they actually bought those fuels together with the prices reportedly sold by the fuel suppliers.

The average of all these prices is then reported for each state and the average for the country is the average for the state.

NBS audit team subsequently conducts randomly selected verification of prices recorded.

Acknowledgements

We acknowledge our technical partners, Proshare in the design, concept and production of this publication.





Contact Us

 @nigerianstat

 NBSNigeria

 www.nigerianstat.gov.ng

 **Head Office Address**
Plot 762, Independence Avenue, Central
Business District, FCT, Abuja Nigeria.

 +234 803 386 5388

 feedback@nigerianstat.gov.ng