



NATIONAL BUREAU OF STATISTICS

Transport Fare Watch

(FEBRUARY 2021)



Report Date: March 2021

Data Source: National Bureau of Statistics (NBS)

CONTENTS

Executive Summary	1
Average Transport Fare Across States	
-States Bus Journey Within City, Per Drop Constant Route	2
-States Bus Journey Intercity, State Route, Charge per person	3
-Air Fare Charge for Specified Routes Single Journey	4
-Journey by Motorcycle (Okada) Per Drop	5
-Waterway Passenger Transport	6
Average Transport Fare by Categories - All States	
Abia	7
Abuja	8
Adamawa	9
Akwa Ibom	10
Anambra	11
Bauchi	12
Bayelsa	13
Benue	14
Borno	15
Cross River	16
Delta	17
Ebonyi	18
Edo	19
Ekiti	20
Enugu	21
Gombe	22
Imo	23
Jigawa	24
Kaduna	25
Kano	26
Katsina	27
Kebbi	28
Kogi	29
Kwara	30
Lagos	31
Nassarawa	32
Niger	33
Ogun	34
Ondo	35
Osun	36
Oyo	37
Plateau	38
Rivers	39
Sokoto	40
Taraba	41
Yobe	42
Zamfara	43
Methodology	44
Acknowledgment and Contact	45

EXECUTIVE SUMMARY

The Transport fare Watch report for February 2021 covers the following categories namely bus journey within the city per drop constant route; bus journey intercity, state route, charge per person; air fare charge for specified routes single journey; journey by motorcycle (Okada) per drop; and water way passenger transport.

Average fare paid by commuters for bus journey within the city increased by 2.60% month-on-month and by 78.08% year-on-year to N361.31 in February 2021 from N352.15 in January 2021. States with highest bus journey fare within city were Zamfara (N620.15), Bauchi (N530.10) and Ekiti (N475.25) while States with lowest bus journey fare within city were Oyo (N190.45), Abia (N208.55) and Borno (N250.72).

Average fare paid by commuters for bus journey intercity increased by 1.13% month-on-month and by 39.85% year-on-year to N2,372.87 in February 2021 from N2,346.41 in January 2021. States with highest bus journey fare intercity were Abuja FCT (N4,500.88), Sokoto (N3,350.60) and Lagos (N3,340.60) while States with lowest bus journey fare within city were Bayelsa (N1,650.32), Bauchi (N1,690.80) and Enugu (N1,700.00).

Average fare paid by air passengers for specified routes single journey decreased by -0.02% month-on-month and increased by 17.97% year-on-year to N36,458.11 in February 2021 from N36,463.65 in January 2021. States with highest air fare were Delta/Lagos (N38,600.00), Anambra/Bayelsa (N38,500.00), Bauchi (N38,400.00) while States with lowest air fare were Akwa-Ibom (N32,500.00), Sokoto (N33,600.00), and Gombe (N35,000.00).

Average fare paid by commuters for journey by motorcycle per drop increased by 2.86% month-on-month and by 97.68% year-on-year to N266.74 in February 2021 from N259.33 in January 2021. States with highest journey fare by motorcycle per drop were Taraba (N436.20), Yobe (N425.02) and Kogi (N400.12) while states with lowest journey fare by motorcycle per drop were Adamawa (N86.47), Katsina (N140.12) and Kebbi (N155.90).

Average fare paid by passengers for water way passenger transport increased by 1.00% month-on-month and by 39.63% year-on-year to N794.02 in February 2021 from N786.19 in January 2021. States with highest fare by water way passenger transport were Rivers (N2,299.35), Delta (N2,280.33) and Bayelsa (N2,258.49) while states with lowest fare by water way passenger transport were Borno (N240.55), Gombe (N297.23) and Abuja FCT (N340.22).

TRANSPORT FARE WATCH - FEBRUARY 2021

Average Transport Fare Across States -Bus Journey Within City , Per Drop Constant Route



YoY = 78.08%

N202.89

FEBRUARY 2020 Average



AVERAGE

N361.31



MoM = 2.60%

N352.15

JANUARY 2021 Average

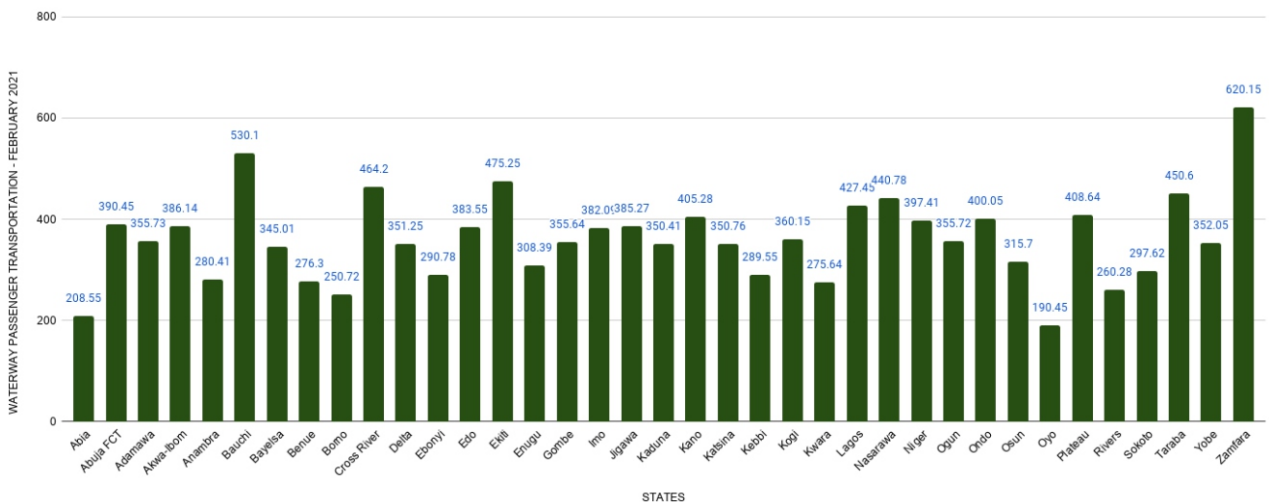
STATES WITH THE HIGHEST AVERAGE PRICES IN FEBRUARY 2021

	Feb - 21	YoY %	MoM %
ZAMFARA	N620.15	84.57%	3.36%
BAUCHI	N530.10	395.42%	1.41%
EKITI	N475.25	106.63%	3.59%

STATES WITH THE LOWEST AVERAGE PRICES IN FEBRUARY 2021

	Feb - 21	YoY %	MoM %
OYO	N190.45	-6.18%	0.52%
ABIA	N208.55	41.87%	1.62%
BORNO	N250.72	50.13%	4.12%

BUS JOURNEY WITHIN CITY, PER DROP CONSTANT ROUTE



TRANSPORT FARE WATCH - FEBRUARY 2021

Average Transport Fare Across States

-Bus Journey Intercity, State Route, Charge Per Person



YoY = 39.85%

N1696.76

FEBRUARY 2020 Average



AVERAGE

N2372.87



MoM = 1.13%

N2346.41

JANUARY 2021 Average

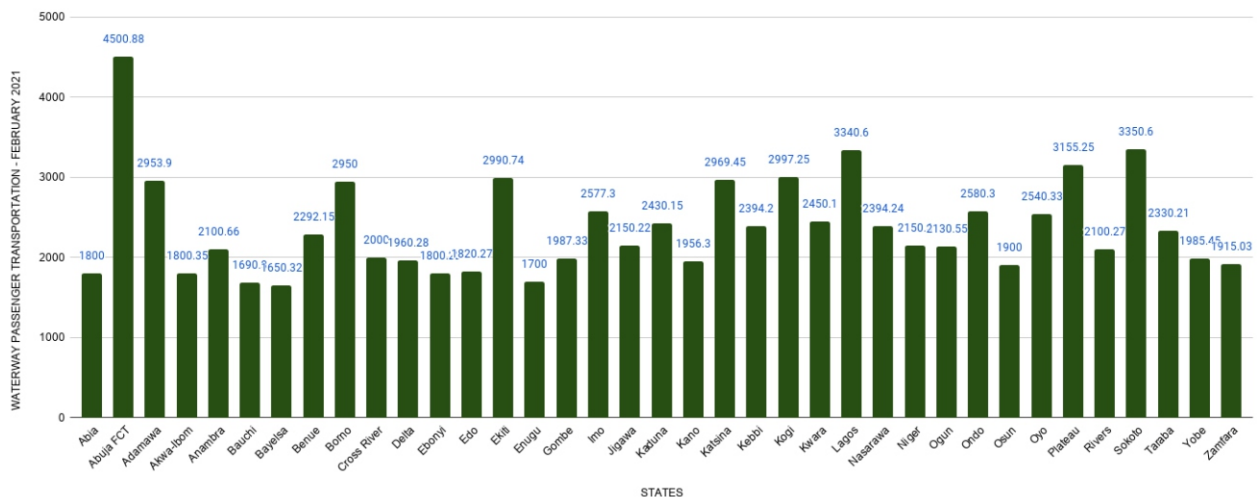
STATES WITH THE HIGHEST AVERAGE PRICES IN FEBRUARY 2021

	Feb - 21	YoY %	MoM %
ABUJA FCT	N4500.88	6.28%	0.42%
SOKOTO	N3350.60	70.95%	1.53%
LAGOS	N3340.60	45.24%	1.22%

STATES WITH THE LOWEST AVERAGE PRICES IN FEBRUARY 2021

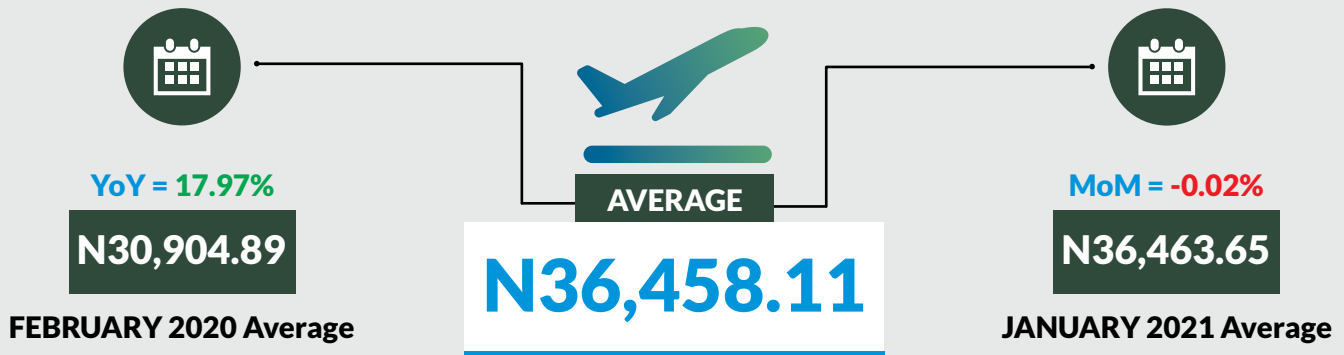
	Feb - 21	YoY %	MoM %
BAYELSA	N1650.32	60.23%	3.12%
BAUCHI	N1690.80	75.58%	3.08%
ENUGU	N1700.00	75.26%	0.74%

BUS JOURNEY INTERCITY, STATE ROUTE, CHARGE PER PERSON



TRANSPORT FARE WATCH - FEBRUARY 2021

Average Transport Fare Across States -Air Fare Charge For Specified Routes Single Journey



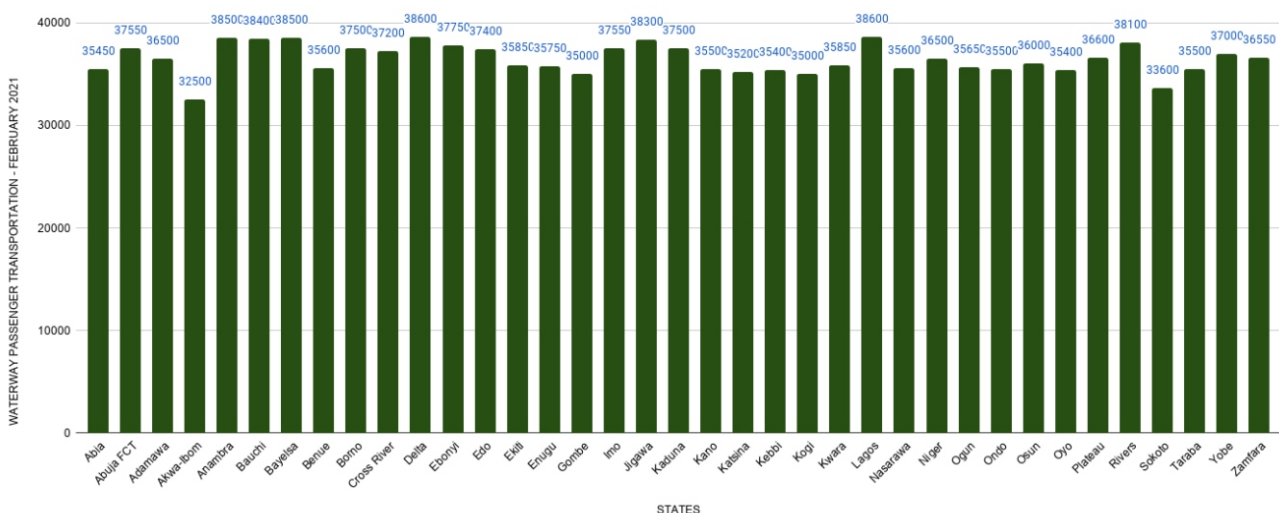
STATES WITH THE HIGHEST AVERAGE PRICES IN FEBRUARY 2021

	Feb - 21	YoY%	MoM%
DELTA	N38600.00	17.68%	0.52%
LAGOS	N38600.00	14.88%	0.26%
ANAMBRA	N38500.00	14.07%	-0.26%

STATES WITH THE LOWEST AVERAGE PRICES IN FEBRUARY 2021

	Feb - 21	YoY%	MoM%
AKWA-IBOM	N32500.00	17.12%	0.15%
SOKOTO	N33600.00	32.28%	-0.30%
GOMBE	N35000.00	32.23%	0.00%

AIR FARE CHARGE FOR SPECIFIED ROUTES SINGLE JOURNEY



TRANSPORT FARE WATCH - FEBRUARY 2021

Average Transport Fare Across States -Journey by Motorcycle (Okada) Per Drop



YoY = 97.68%

N134.94

FEBRUARY 2020 Average



AVERAGE

N266.74



MoM = 2.86%

N259.33

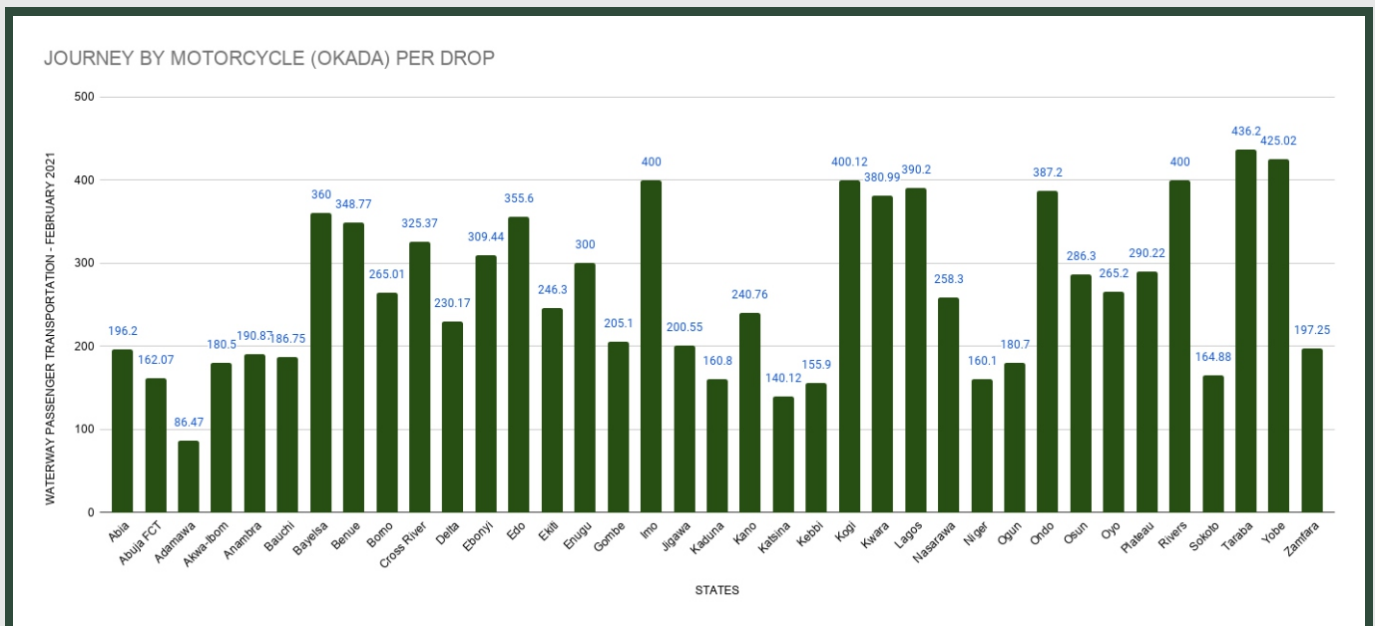
JANUARY 2021 Average

STATES WITH THE HIGHEST AVERAGE PRICES IN FEBRUARY 2021

STATES WITH THE LOWEST AVERAGE PRICES IN FEBRUARY 2021

	Feb - 21	YoY%	MoM%
TARABA	N436.20	133.26%	8.83%
YOBE	N425.02	130.99%	6.22%
KOGI	N400.12	66.72%	0.10%

	Feb - 21	YoY%	MoM%
ADAMAWA	N86.47	37.25%	2.67%
KATSINA	N140.12	113.27%	3.87%
KEBBI	N155.90	116.53%	2.53%



TRANSPORT FARE WATCH - FEBRUARY 2021

Average Transport Fare Across States -Waterway Passenger Transport



YoY = 39.63%

N568.68

FEBRUARY 2020 Average



AVERAGE

N794.02



MoM = 1.00%

N786.19

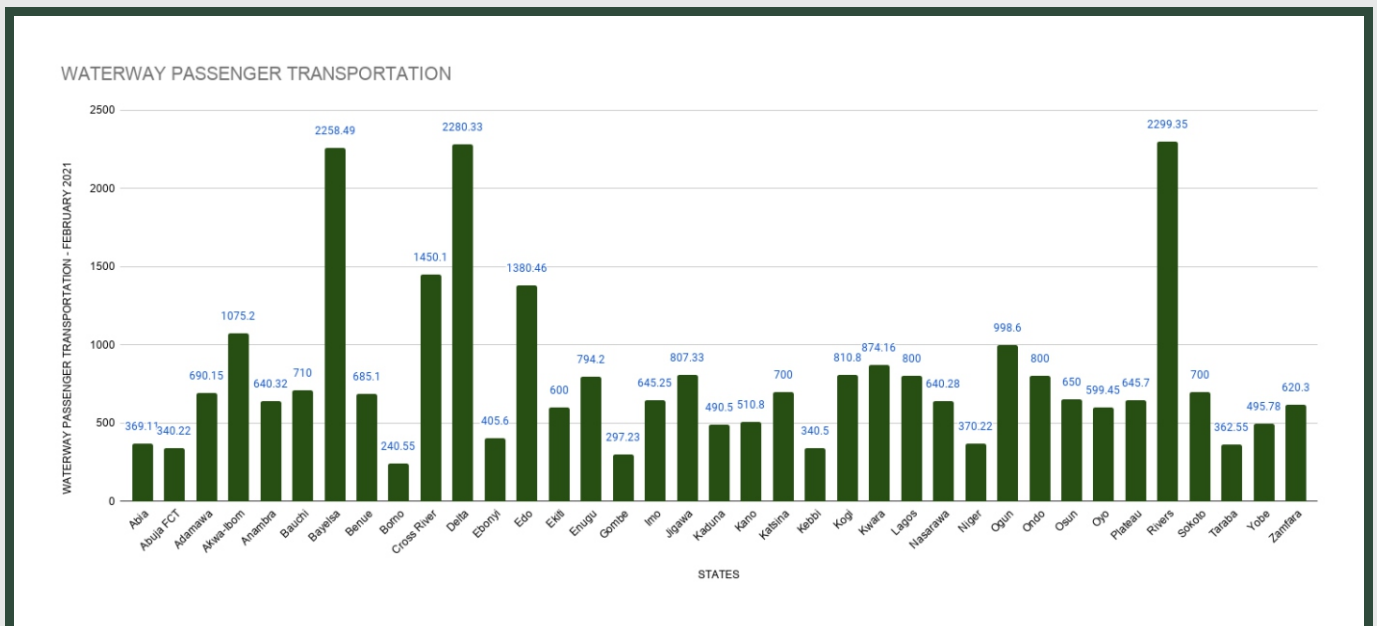
JANUARY 2021 Average

STATES WITH THE HIGHEST AVERAGE PRICES IN FEBRUARY 2021

	Feb - 21	YoY%	MoM%
RIVERS	N2299.35	27.74%	0.85%
DELTA	N2280.33	20.65%	1.33%
BAYELSA	N2258.49	20.77%	2.65%

STATES WITH THE LOWEST AVERAGE PRICES IN FEBRUARY 2021

	Feb - 21	YoY%	MoM%
BORNO	N240.55	78.19%	-1.86%
GOMBE	N297.23	50.12%	2.22%
ABUJA FCT	N340.22	41.76%	-2.82%



TRANSPORT FARE WATCH - FEBRUARY 2021

Average Transport Fare by Categories -Abia State



FEBRUARY 2021



BUS JOURNEY
WITHIN CITY,
PER DROP
CONSTANT ROUTE

N208.55



BUS JOURNEY
INTERCITY,
STATE ROUTE,
CHARGE PER PERSON

N1800.00



AIR FARE CHARGE
FOR SPECIFIED
ROUTES SINGLE
JOURNEY

N35450.00



JOURNEY BY
MOTORCYCLE
(OKADA)
PER DROP

N196.20



WATER TRANSPORT:
WATER WAY
PASSENGER
TRANSPORTATION

N369.11

JANUARY 2021



BUS JOURNEY
WITHIN CITY,
PER DROP
CONSTANT ROUTE

N205.22



BUS JOURNEY
INTERCITY,
STATE ROUTE,
CHARGE PER PERSON

N1795.10



AIR FARE CHARGE
FOR SPECIFIED
ROUTES SINGLE
JOURNEY

N35600.00



JOURNEY BY
MOTORCYCLE
(OKADA)
PER DROP

N194.05



WATER TRANSPORT:
WATER WAY
PASSENGER
TRANSPORTATION

N367.55

YoY % & MoM %



BUS JOURNEY
WITHIN CITY,
PER DROP
CONSTANT ROUTE

YoY % = 41.87
MoM % = 1.62



BUS JOURNEY
INTERCITY,
STATE ROUTE,
CHARGE PER PERSON

YoY % = 29.03
MoM % = 0.27



AIR FARE CHARGE
FOR SPECIFIED
ROUTES SINGLE
JOURNEY

YoY % = 5.51
MoM % = -0.42



JOURNEY BY
MOTORCYCLE
(OKADA)
PER DROP

YoY % = 38.17
MoM % = 1.11



WATER TRANSPORT:
WATER WAY
PASSENGER
TRANSPORTATION

YoY % = 29.97
MoM % = 0.42

TRANSPORT FARE WATCH - FEBRUARY 2021

Average Transport Fare by Categories -FCT Abuja



FEBRUARY 2021



BUS JOURNEY
WITHIN CITY,
PER DROP
CONSTANT ROUTE

N390.45



BUS JOURNEY
INTERCITY,
STATE ROUTE,
CHARGE PER PERSON

N4500.88



AIR FARE CHARGE
FOR SPECIFIED
ROUTES SINGLE
JOURNEY

N37550.00



JOURNEY BY
MOTORCYCLE
(OKADA)
PER DROP

N162.07



WATER TRANSPORT:
WATER WAY
PASSENGER
TRANSPORTATION

N340.22

JANUARY 2021



BUS JOURNEY
WITHIN CITY,
PER DROP
CONSTANT ROUTE

N380.17



BUS JOURNEY
INTERCITY,
STATE ROUTE,
CHARGE PER PERSON

N4482.24



AIR FARE CHARGE
FOR SPECIFIED
ROUTES SINGLE
JOURNEY

N37500.00



JOURNEY BY
MOTORCYCLE
(OKADA)
PER DROP

N160.50



WATER TRANSPORT:
WATER WAY
PASSENGER
TRANSPORTATION

N350.10

YoY % & MoM %



BUS JOURNEY
WITHIN CITY,
PER DROP
CONSTANT ROUTE

YoY % = 25.95
MoM % = 2.70



BUS JOURNEY
INTERCITY,
STATE ROUTE,
CHARGE PER PERSON

YoY % = 6.28
MoM % = 0.42



AIR FARE CHARGE
FOR SPECIFIED
ROUTES SINGLE
JOURNEY

YoY % = 12.09
MoM % = 0.13



JOURNEY BY
MOTORCYCLE
(OKADA)
PER DROP

YoY % = 54.35
MoM % = 0.98



WATER TRANSPORT:
WATER WAY
PASSENGER
TRANSPORTATION

YoY % = 41.76
MoM % = -2.82

TRANSPORT FARE WATCH - FEBRUARY 2021

Average Transport Fare by Categories -Adamawa State



FEBRUARY 2021



BUS JOURNEY
WITHIN CITY,
PER DROP
CONSTANT ROUTE

N355.73



BUS JOURNEY
INTERCITY,
STATE ROUTE,
CHARGE PER PERSON

N2953.90



AIR FARE CHARGE
FOR SPECIFIED
ROUTES SINGLE
JOURNEY

N36500.00



JOURNEY BY
MOTORCYCLE
(OKADA)
PER DROP

N86.47



WATER TRANSPORT:
WATER WAY
PASSENGER
TRANSPORTATION

N690.15

JANUARY 2021



BUS JOURNEY
WITHIN CITY,
PER DROP
CONSTANT ROUTE

N352.08



BUS JOURNEY
INTERCITY,
STATE ROUTE,
CHARGE PER PERSON

N2976.31



AIR FARE CHARGE
FOR SPECIFIED
ROUTES SINGLE
JOURNEY

N36400.00



JOURNEY BY
MOTORCYCLE
(OKADA)
PER DROP

N84.22



WATER TRANSPORT:
WATER WAY
PASSENGER
TRANSPORTATION

N700.00

YoY % & MoM %



BUS JOURNEY
WITHIN CITY,
PER DROP
CONSTANT ROUTE

YoY % = 50.10
MoM % = 1.04



BUS JOURNEY
INTERCITY,
STATE ROUTE,
CHARGE PER PERSON

YoY % = 16.07
MoM % = -0.75



AIR FARE CHARGE
FOR SPECIFIED
ROUTES SINGLE
JOURNEY

YoY % = 8.63
MoM % = 0.27



JOURNEY BY
MOTORCYCLE
(OKADA)
PER DROP

YoY % = 37.25
MoM % = 2.67



WATER TRANSPORT:
WATER WAY
PASSENGER
TRANSPORTATION

YoY % = 43.18
MoM % = -1.41

TRANSPORT FARE WATCH - FEBRUARY 2021

Average Transport Fare by Categories -Akwa Ibom State



FEBRUARY 2021



BUS JOURNEY
WITHIN CITY,
PER DROP
CONSTANT ROUTE

N386.14



BUS JOURNEY
INTERCITY,
STATE ROUTE,
CHARGE PER PERSON

N1800.35



AIR FARE CHARGE
FOR SPECIFIED
ROUTES SINGLE
JOURNEY

N32500.00



JOURNEY BY
MOTORCYCLE
(OKADA)
PER DROP

N180.50



WATER TRANSPORT:
WATER WAY
PASSENGER
TRANSPORTATION

N1075.20

JANUARY 2021



BUS JOURNEY
WITHIN CITY,
PER DROP
CONSTANT ROUTE

N372.06



BUS JOURNEY
INTERCITY,
STATE ROUTE,
CHARGE PER PERSON

N1764.97



AIR FARE CHARGE
FOR SPECIFIED
ROUTES SINGLE
JOURNEY

N32450.00



JOURNEY BY
MOTORCYCLE
(OKADA)
PER DROP

N181.24



WATER TRANSPORT:
WATER WAY
PASSENGER
TRANSPORTATION

N1050.31

YoY % & MoM %



BUS JOURNEY
WITHIN CITY,
PER DROP
CONSTANT ROUTE

YoY % = 60.89
MoM % = 3.78



BUS JOURNEY
INTERCITY,
STATE ROUTE,
CHARGE PER PERSON

YoY % = 33.36
MoM % = 2.00



AIR FARE CHARGE
FOR SPECIFIED
ROUTES SINGLE
JOURNEY

YoY % = 17.12
MoM % = 0.15



JOURNEY BY
MOTORCYCLE
(OKADA)
PER DROP

YoY % = 73.56
MoM % = -0.41



WATER TRANSPORT:
WATER WAY
PASSENGER
TRANSPORTATION

YoY % = 31.93
MoM % = 2.37

TRANSPORT FARE WATCH - FEBRUARY 2021

Average Transport Fare by Categories -Anambra State



FEBRUARY 2021



BUS JOURNEY
WITHIN CITY,
PER DROP
CONSTANT ROUTE

N280.41



BUS JOURNEY
INTERCITY,
STATE ROUTE,
CHARGE PER PERSON

N2100.66



AIR FARE CHARGE
FOR SPECIFIED
ROUTES SINGLE
JOURNEY

N38500.00



JOURNEY BY
MOTORCYCLE
(OKADA)
PER DROP

N190.87



WATER TRANSPORT:
WATER WAY
PASSENGER
TRANSPORTATION

N640.32

JANUARY 2021



BUS JOURNEY
WITHIN CITY,
PER DROP
CONSTANT ROUTE

N250.87



BUS JOURNEY
INTERCITY,
STATE ROUTE,
CHARGE PER PERSON

N2210.55



AIR FARE CHARGE
FOR SPECIFIED
ROUTES SINGLE
JOURNEY

N38600.00



JOURNEY BY
MOTORCYCLE
(OKADA)
PER DROP

N187.41



WATER TRANSPORT:
WATER WAY
PASSENGER
TRANSPORTATION

N630.90

YoY % & MoM %



BUS JOURNEY
WITHIN CITY,
PER DROP
CONSTANT ROUTE

YoY % = 88.19
MoM % = 11.78



BUS JOURNEY
INTERCITY,
STATE ROUTE,
CHARGE PER PERSON

YoY % = 43.49
MoM % = -4.97



AIR FARE CHARGE
FOR SPECIFIED
ROUTES SINGLE
JOURNEY

YoY % = 14.07
MoM % = -0.26



JOURNEY BY
MOTORCYCLE
(OKADA)
PER DROP

YoY % = 85.31
MoM % = 1.85



WATER TRANSPORT:
WATER WAY
PASSENGER
TRANSPORTATION

YoY % = 60.88
MoM % = 1.49

TRANSPORT FARE WATCH - FEBRUARY 2021

Average Transport Fare by Categories -Bauchi State



FEBRUARY 2021



BUS JOURNEY
WITHIN CITY,
PER DROP
CONSTANT ROUTE

N530.10



BUS JOURNEY
INTERCITY,
STATE ROUTE,
CHARGE PER PERSON

N1690.80



AIR FARE CHARGE
FOR SPECIFIED
ROUTES SINGLE
JOURNEY

N38400.00



JOURNEY BY
MOTORCYCLE
(OKADA)
PER DROP

N186.75



WATER TRANSPORT:
WATER WAY
PASSENGER
TRANSPORTATION

N710.00

JANUARY 2021



BUS JOURNEY
WITHIN CITY,
PER DROP
CONSTANT ROUTE

N522.75



BUS JOURNEY
INTERCITY,
STATE ROUTE,
CHARGE PER PERSON

N1640.20



AIR FARE CHARGE
FOR SPECIFIED
ROUTES SINGLE
JOURNEY

N38400.00



JOURNEY BY
MOTORCYCLE
(OKADA)
PER DROP

N182.45



WATER TRANSPORT:
WATER WAY
PASSENGER
TRANSPORTATION

N700.00

YoY % & MoM %



BUS JOURNEY
WITHIN CITY,
PER DROP
CONSTANT ROUTE

YoY % = 395.42
MoM % = 1.41



BUS JOURNEY
INTERCITY,
STATE ROUTE,
CHARGE PER PERSON

YoY % = 75.58
MoM % = 3.08



AIR FARE CHARGE
FOR SPECIFIED
ROUTES SINGLE
JOURNEY

YoY % = 18.01
MoM % = 0.00



JOURNEY BY
MOTORCYCLE
(OKADA)
PER DROP

YoY % = 86.75
MoM % = 2.36



WATER TRANSPORT:
WATER WAY
PASSENGER
TRANSPORTATION

YoY % = 57.78
MoM % = 1.43

TRANSPORT FARE WATCH - FEBRUARY 2021

Average Transport Fare by Categories -Bayelsa State



FEBRUARY 2021



BUS JOURNEY
WITHIN CITY,
PER DROP
CONSTANT ROUTE

N345.01



BUS JOURNEY
INTERCITY,
STATE ROUTE,
CHARGE PER PERSON

N1650.32



AIR FARE CHARGE
FOR SPECIFIED
ROUTES SINGLE
JOURNEY

N38500.00



JOURNEY BY
MOTORCYCLE
(OKADA)
PER DROP

N360.00



WATER TRANSPORT:
WATER WAY
PASSENGER
TRANSPORTATION

N2258.49

JANUARY 2021



BUS JOURNEY
WITHIN CITY,
PER DROP
CONSTANT ROUTE

N332.75



BUS JOURNEY
INTERCITY,
STATE ROUTE,
CHARGE PER PERSON

N1600.45



AIR FARE CHARGE
FOR SPECIFIED
ROUTES SINGLE
JOURNEY

N38200.00



JOURNEY BY
MOTORCYCLE
(OKADA)
PER DROP

N357.26



WATER TRANSPORT:
WATER WAY
PASSENGER
TRANSPORTATION

N2200.1

YoY % & MoM %



BUS JOURNEY
WITHIN CITY,
PER DROP
CONSTANT ROUTE

YoY % = 50.00
MoM % = 3.68



BUS JOURNEY
INTERCITY,
STATE ROUTE,
CHARGE PER PERSON

YoY % = 60.23
MoM % = 3.12



AIR FARE CHARGE
FOR SPECIFIED
ROUTES SINGLE
JOURNEY

YoY % = 18.83
MoM % = 0.79



JOURNEY BY
MOTORCYCLE
(OKADA)
PER DROP

YoY % = 80.00
MoM % = 0.77



WATER TRANSPORT:
WATER WAY
PASSENGER
TRANSPORTATION

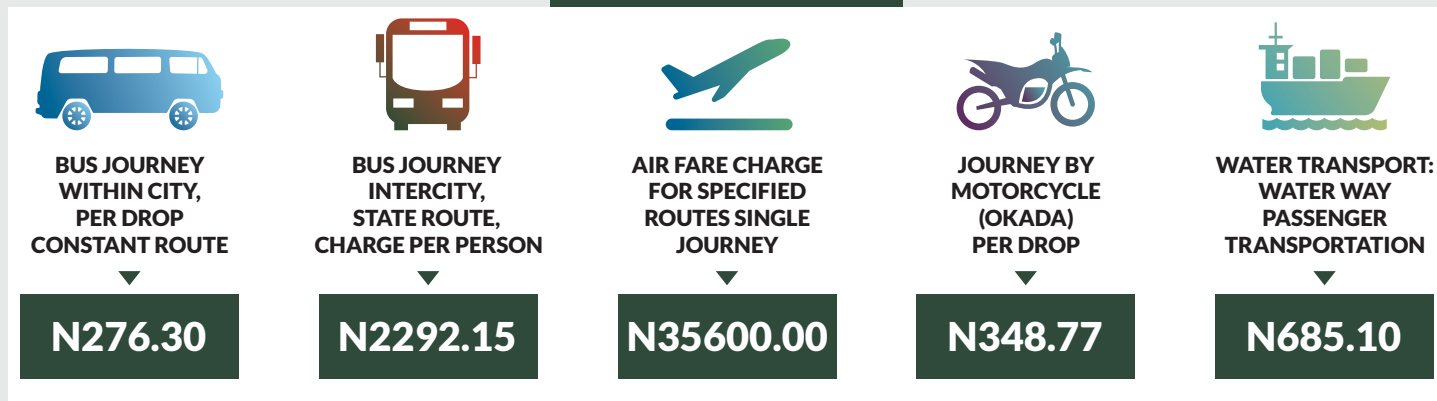
YoY % = 20.77
MoM % = 2.65

TRANSPORT FARE WATCH - FEBRUARY 2021

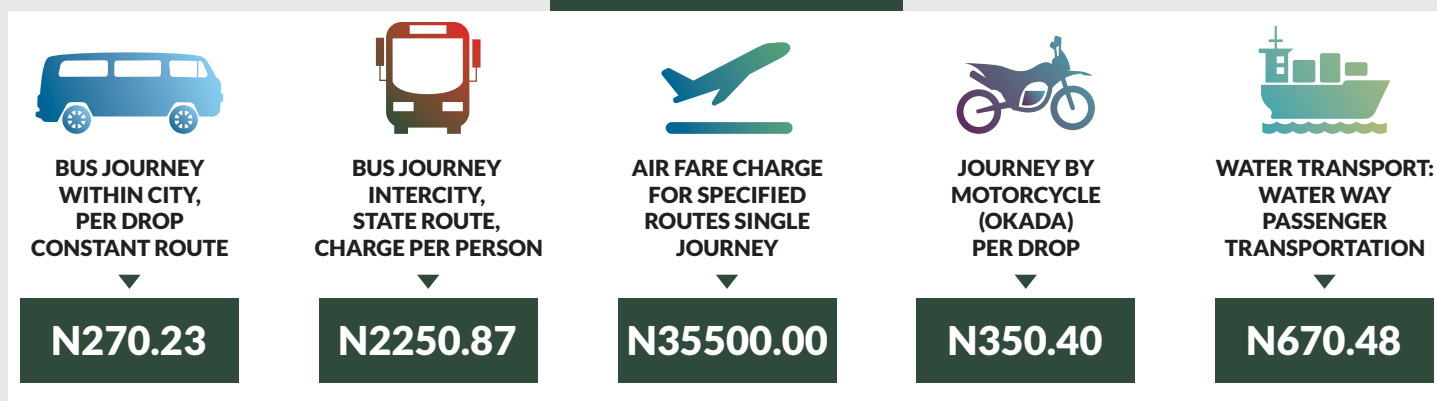
Average Transport Fare by Categories -Benue State



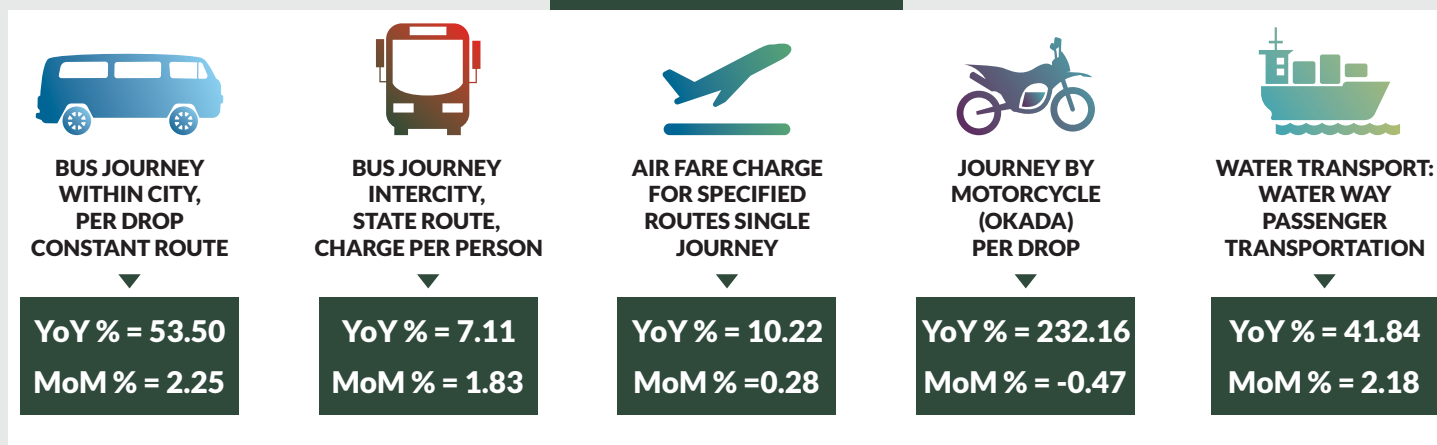
FEBRUARY 2021



JANUARY 2021



YoY % & MoM %



TRANSPORT FARE WATCH - FEBRUARY 2021

Average Transport Fare by Categories -Borno State



FEBRUARY 2021



BUS JOURNEY
WITHIN CITY,
PER DROP
CONSTANT ROUTE

N250.72



BUS JOURNEY
INTERCITY,
STATE ROUTE,
CHARGE PER PERSON

N2950.00



AIR FARE CHARGE
FOR SPECIFIED
ROUTES SINGLE
JOURNEY

N37500.00



JOURNEY BY
MOTORCYCLE
(OKADA)
PER DROP

N265.01



WATER TRANSPORT:
WATER WAY
PASSENGER
TRANSPORTATION

N240.55

JANUARY 2021



BUS JOURNEY
WITHIN CITY,
PER DROP
CONSTANT ROUTE

N240.79



BUS JOURNEY
INTERCITY,
STATE ROUTE,
CHARGE PER PERSON

N3000.00



AIR FARE CHARGE
FOR SPECIFIED
ROUTES SINGLE
JOURNEY

N37450.00



JOURNEY BY
MOTORCYCLE
(OKADA)
PER DROP

N254.88



WATER TRANSPORT:
WATER WAY
PASSENGER
TRANSPORTATION

N245.10

YoY % & MoM %



BUS JOURNEY
WITHIN CITY,
PER DROP
CONSTANT ROUTE

YoY % = 50.13
MoM % = 4.12



BUS JOURNEY
INTERCITY,
STATE ROUTE,
CHARGE PER PERSON

YoY % = 15.69
MoM % = -1.67



AIR FARE CHARGE
FOR SPECIFIED
ROUTES SINGLE
JOURNEY

YoY % = 19.05
MoM % = 0.13



JOURNEY BY
MOTORCYCLE
(OKADA)
PER DROP

YoY % = 140.92
MoM % = 3.97



WATER TRANSPORT:
WATER WAY
PASSENGER
TRANSPORTATION

YoY % = 78.19
MoM % = -1.86

TRANSPORT FARE WATCH - FEBRUARY 2021

Average Transport Fare by Categories -Cross river State



FEBRUARY 2021



BUS JOURNEY
WITHIN CITY,
PER DROP
CONSTANT ROUTE

N464.20



BUS JOURNEY
INTERCITY,
STATE ROUTE,
CHARGE PER PERSON

N2000.00



AIR FARE CHARGE
FOR SPECIFIED
ROUTES SINGLE
JOURNEY

N37200.00



JOURNEY BY
MOTORCYCLE
(OKADA)
PER DROP

N325.37



WATER TRANSPORT:
WATER WAY
PASSENGER
TRANSPORTATION

N1450.10

JANUARY 2021



BUS JOURNEY
WITHIN CITY,
PER DROP
CONSTANT ROUTE

N452.10



BUS JOURNEY
INTERCITY,
STATE ROUTE,
CHARGE PER PERSON

N1950.45



AIR FARE CHARGE
FOR SPECIFIED
ROUTES SINGLE
JOURNEY

N38500.00



JOURNEY BY
MOTORCYCLE
(OKADA)
PER DROP

N310.20



WATER TRANSPORT:
WATER WAY
PASSENGER
TRANSPORTATION

N1464.27

YoY % & MoM %



BUS JOURNEY
WITHIN CITY,
PER DROP
CONSTANT ROUTE

YoY % = 49.74
MoM % = 2.68



BUS JOURNEY
INTERCITY,
STATE ROUTE,
CHARGE PER PERSON

YoY % = 43.37
MoM % = 2.54



AIR FARE CHARGE
FOR SPECIFIED
ROUTES SINGLE
JOURNEY

YoY % = 17.17
MoM % = -3.38



JOURNEY BY
MOTORCYCLE
(OKADA)
PER DROP

YoY % = 129.13
MoM % = 4.89



WATER TRANSPORT:
WATER WAY
PASSENGER
TRANSPORTATION

YoY % = 49.49
MoM % = -0.97

TRANSPORT FARE WATCH - FEBRUARY 2021

Average Transport Fare by Categories -Delta State



FEBRUARY 2021



BUS JOURNEY
WITHIN CITY,
PER DROP
CONSTANT ROUTE

N351.25



BUS JOURNEY
INTERCITY,
STATE ROUTE,
CHARGE PER PERSON

N1960.28



AIR FARE CHARGE
FOR SPECIFIED
ROUTES SINGLE
JOURNEY

N38600.00



JOURNEY BY
MOTORCYCLE
(OKADA)
PER DROP

N230.17



WATER TRANSPORT:
WATER WAY
PASSENGER
TRANSPORTATION

N2280.33

JANUARY 2021



BUS JOURNEY
WITHIN CITY,
PER DROP
CONSTANT ROUTE

N340.46



BUS JOURNEY
INTERCITY,
STATE ROUTE,
CHARGE PER PERSON

N1900.55



AIR FARE CHARGE
FOR SPECIFIED
ROUTES SINGLE
JOURNEY

N38400.00



JOURNEY BY
MOTORCYCLE
(OKADA)
PER DROP

N200.25



WATER TRANSPORT:
WATER WAY
PASSENGER
TRANSPORTATION

N2250.45

YoY % & MoM %



BUS JOURNEY
WITHIN CITY,
PER DROP
CONSTANT ROUTE

YoY % = 110.33
MoM % = 3.17



BUS JOURNEY
INTERCITY,
STATE ROUTE,
CHARGE PER PERSON

YoY % = 57.45
MoM % = 3.14



AIR FARE CHARGE
FOR SPECIFIED
ROUTES SINGLE
JOURNEY

YoY % = 17.68
MoM % = 0.52



JOURNEY BY
MOTORCYCLE
(OKADA)
PER DROP

YoY % = 155.74
MoM % = 14.94



WATER TRANSPORT:
WATER WAY
PASSENGER
TRANSPORTATION

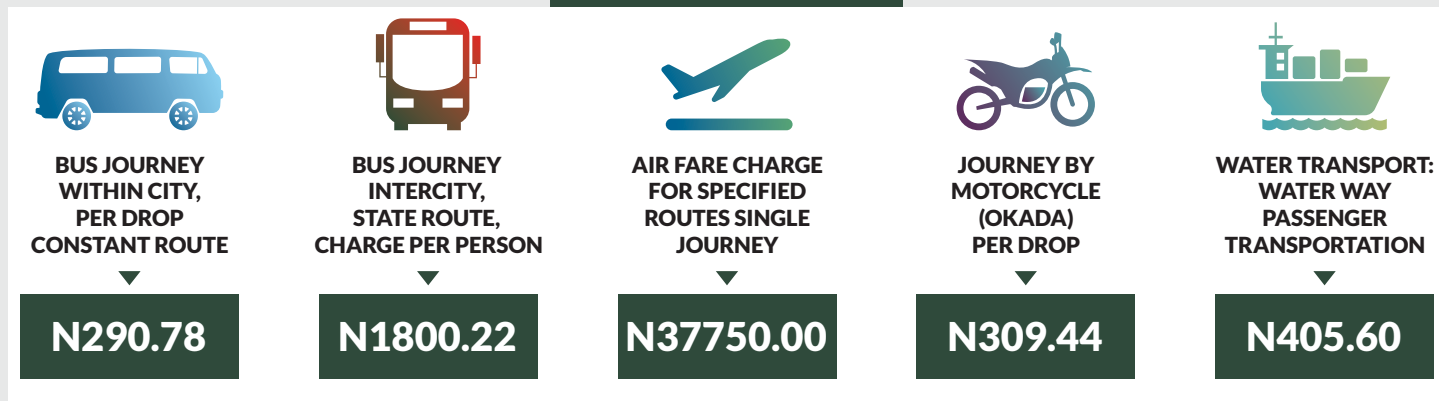
YoY % = 20.65
MoM % = 1.33

TRANSPORT FARE WATCH - FEBRUARY 2021


Average Transport Fare by Categories -Ebonyi State



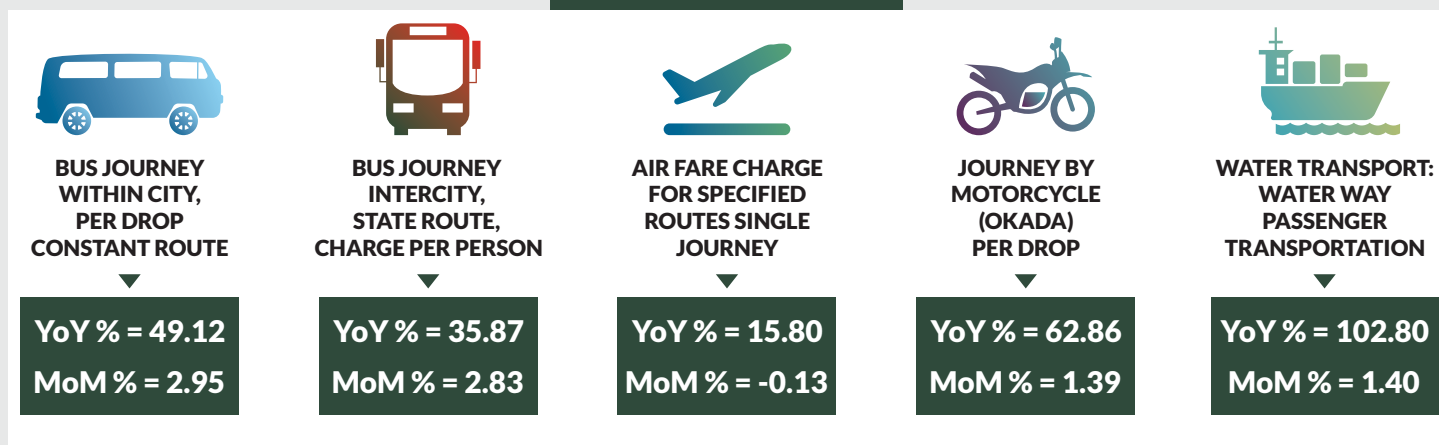
FEBRUARY 2021



JANUARY 2021



YoY % & MoM %



TRANSPORT FARE WATCH - FEBRUARY 2021

Average Transport Fare by Categories -Edo State



FEBRUARY 2021



BUS JOURNEY
WITHIN CITY,
PER DROP
CONSTANT ROUTE

N383.55



BUS JOURNEY
INTERCITY,
STATE ROUTE,
CHARGE PER PERSON

N1820.27



AIR FARE CHARGE
FOR SPECIFIED
ROUTES SINGLE
JOURNEY

N37400.00



JOURNEY BY
MOTORCYCLE
(OKADA)
PER DROP

N355.60



WATER TRANSPORT:
WATER WAY
PASSENGER
TRANSPORTATION

N1380.46

JANUARY 2021



BUS JOURNEY
WITHIN CITY,
PER DROP
CONSTANT ROUTE

N380.94



BUS JOURNEY
INTERCITY,
STATE ROUTE,
CHARGE PER PERSON

N1785.61



AIR FARE CHARGE
FOR SPECIFIED
ROUTES SINGLE
JOURNEY

N37200.00



JOURNEY BY
MOTORCYCLE
(OKADA)
PER DROP

N380.11



WATER TRANSPORT:
WATER WAY
PASSENGER
TRANSPORTATION

N1330.00

YoY % & MoM %



BUS JOURNEY
WITHIN CITY,
PER DROP
CONSTANT ROUTE

YoY % = 107.32
MoM % = 0.69



BUS JOURNEY
INTERCITY,
STATE ROUTE,
CHARGE PER PERSON

YoY % = 51.69
MoM % = 1.94



AIR FARE CHARGE
FOR SPECIFIED
ROUTES SINGLE
JOURNEY

YoY % = 18.17
MoM % = 0.54



JOURNEY BY
MOTORCYCLE
(OKADA)
PER DROP

YoY % = 93.26
MoM % = -6.45



WATER TRANSPORT:
WATER WAY
PASSENGER
TRANSPORTATION

YoY % = 53.04
MoM % = 3.79

TRANSPORT FARE WATCH - FEBRUARY 2021

Average Transport Fare by Categories -Ekiti State



FEBRUARY 2021



BUS JOURNEY
WITHIN CITY,
PER DROP
CONSTANT ROUTE

N475.25



BUS JOURNEY
INTERCITY,
STATE ROUTE,
CHARGE PER PERSON

N2990.74



AIR FARE CHARGE
FOR SPECIFIED
ROUTES SINGLE
JOURNEY

N35850.00



JOURNEY BY
MOTORCYCLE
(OKADA)
PER DROP

N246.30



WATER TRANSPORT:
WATER WAY
PASSENGER
TRANSPORTATION

N600.00

JANUARY 2021



BUS JOURNEY
WITHIN CITY,
PER DROP
CONSTANT ROUTE

N458.77



BUS JOURNEY
INTERCITY,
STATE ROUTE,
CHARGE PER PERSON

N2985.22



AIR FARE CHARGE
FOR SPECIFIED
ROUTES SINGLE
JOURNEY

N35600.00



JOURNEY BY
MOTORCYCLE
(OKADA)
PER DROP

N240.12



WATER TRANSPORT:
WATER WAY
PASSENGER
TRANSPORTATION

N620.55

YoY % & MoM %



BUS JOURNEY
WITHIN CITY,
PER DROP
CONSTANT ROUTE

YoY % = 106.63
MoM % = 3.59



BUS JOURNEY
INTERCITY,
STATE ROUTE,
CHARGE PER PERSON

YoY % = 26.19
MoM % = 0.18



AIR FARE CHARGE
FOR SPECIFIED
ROUTES SINGLE
JOURNEY

YoY % = 26.01
MoM % = 0.70



JOURNEY BY
MOTORCYCLE
(OKADA)
PER DROP

YoY % = 148.79
MoM % = 2.57



WATER TRANSPORT:
WATER WAY
PASSENGER
TRANSPORTATION

YoY % = 31.87
MoM % = -3.31

TRANSPORT FARE WATCH - FEBRUARY 2021

Average Transport Fare by Categories -Enugu State



FEBRUARY 2021



BUS JOURNEY
WITHIN CITY,
PER DROP
CONSTANT ROUTE

N308.39



BUS JOURNEY
INTERCITY,
STATE ROUTE,
CHARGE PER PERSON

N1700.00



AIR FARE CHARGE
FOR SPECIFIED
ROUTES SINGLE
JOURNEY

N35750.00



JOURNEY BY
MOTORCYCLE
(OKADA)
PER DROP

N300.00



WATER TRANSPORT:
WATER WAY
PASSENGER
TRANSPORTATION

N794.20

JANUARY 2021



BUS JOURNEY
WITHIN CITY,
PER DROP
CONSTANT ROUTE

N309.14



BUS JOURNEY
INTERCITY,
STATE ROUTE,
CHARGE PER PERSON

N1687.45



AIR FARE CHARGE
FOR SPECIFIED
ROUTES SINGLE
JOURNEY

N35800.00



JOURNEY BY
MOTORCYCLE
(OKADA)
PER DROP

N290.25



WATER TRANSPORT:
WATER WAY
PASSENGER
TRANSPORTATION

N785.43

YoY % & MoM %



BUS JOURNEY
WITHIN CITY,
PER DROP
CONSTANT ROUTE

YoY % = 83.57
MoM % = -0.24



BUS JOURNEY
INTERCITY,
STATE ROUTE,
CHARGE PER PERSON

YoY % = 75.26
MoM % = 0.74



AIR FARE CHARGE
FOR SPECIFIED
ROUTES SINGLE
JOURNEY

YoY % = 9.19
MoM % = -0.14



JOURNEY BY
MOTORCYCLE
(OKADA)
PER DROP

YoY % = 81.82
MoM % = 3.36



WATER TRANSPORT:
WATER WAY
PASSENGER
TRANSPORTATION

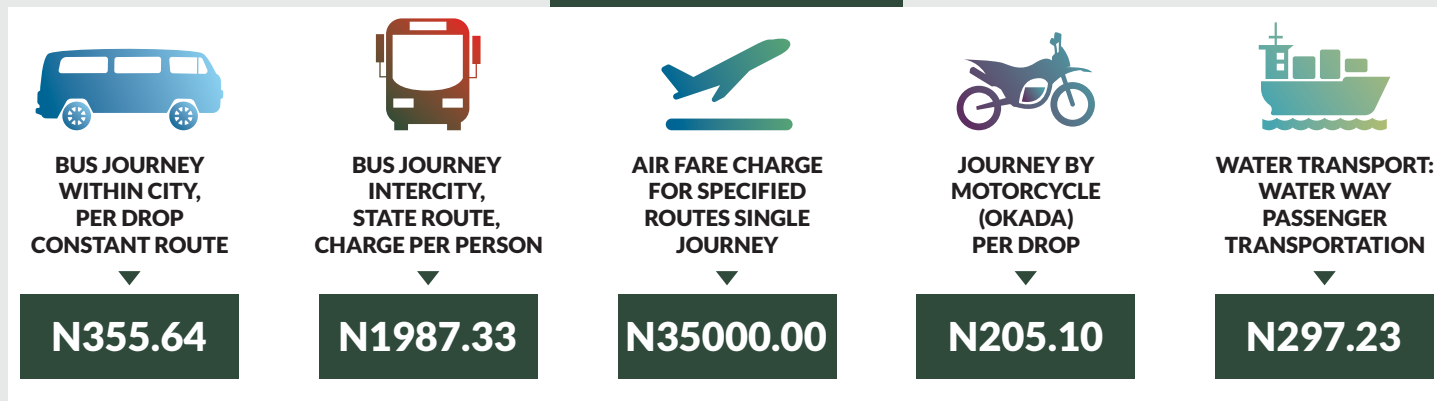
YoY % = 30.84
MoM % = 1.12

TRANSPORT FARE WATCH - FEBRUARY 2021

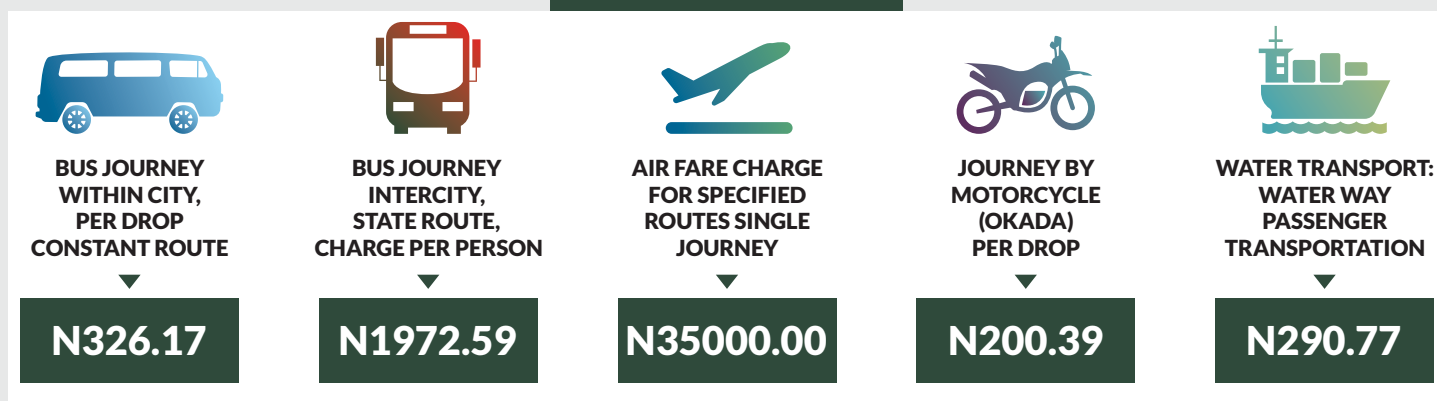
Average Transport Fare by Categories -Gombe State



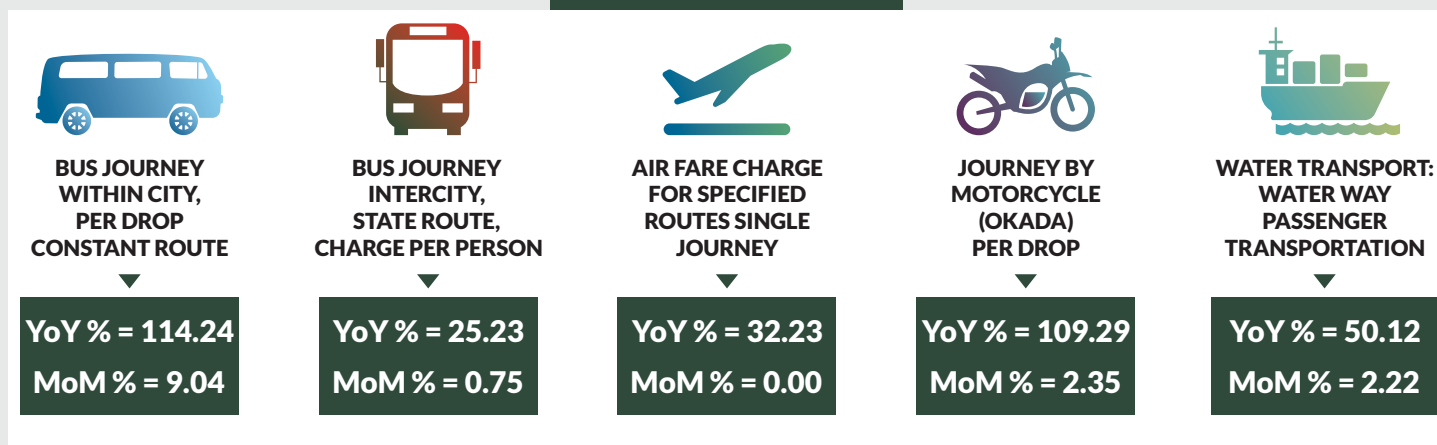
FEBRUARY 2021



JANUARY 2021



YoY % & MoM %

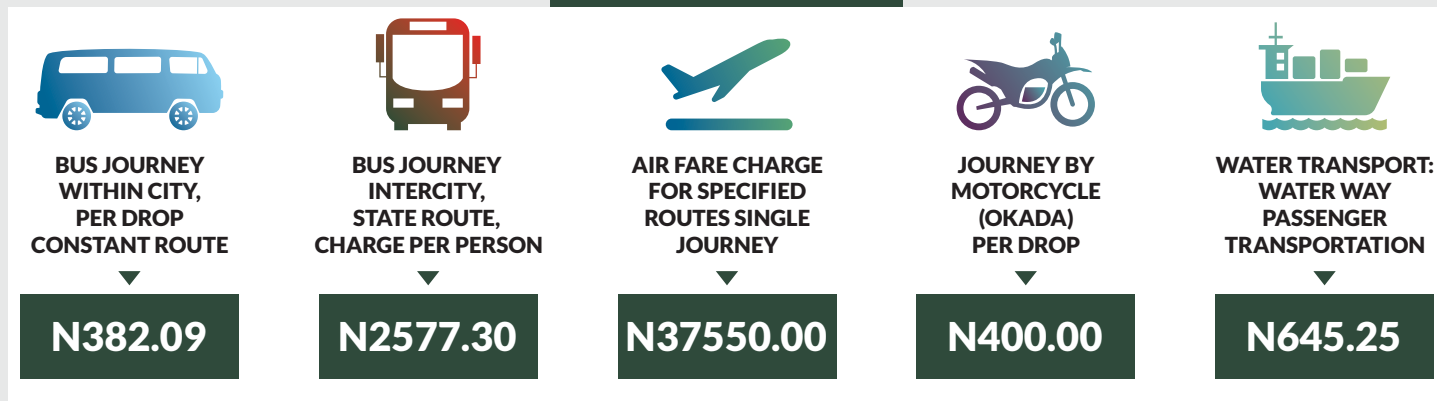


TRANSPORT FARE WATCH - FEBRUARY 2021


Average Transport Fare by Categories -Imo State



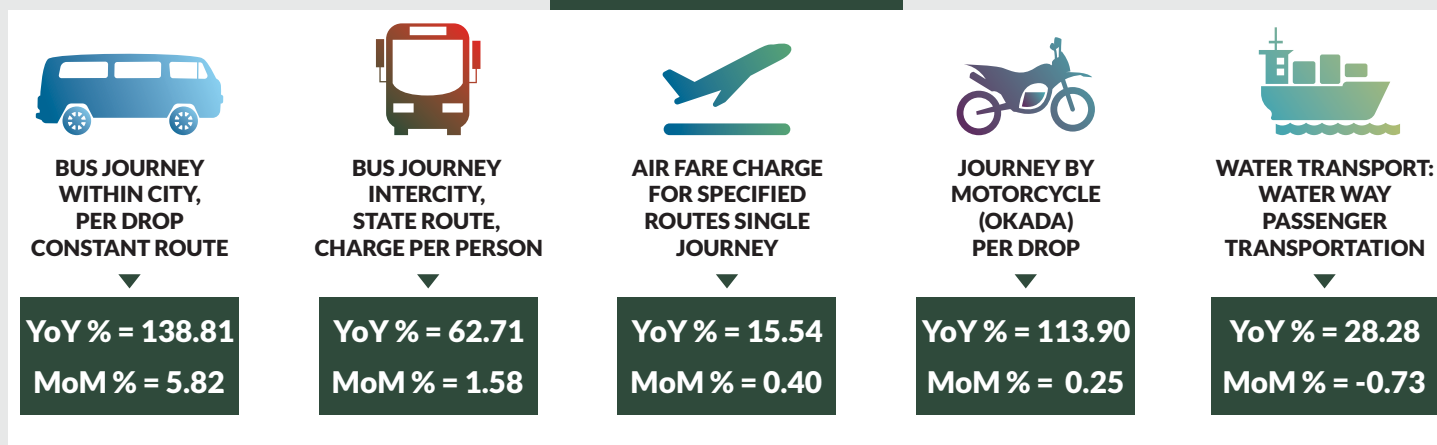
FEBRUARY 2021



JANUARY 2021



YoY % & MoM %



TRANSPORT FARE WATCH - FEBRUARY 2021

Average Transport Fare by Categories -Jigawa State



FEBRUARY 2021



BUS JOURNEY
WITHIN CITY,
PER DROP
CONSTANT ROUTE

N385.27



BUS JOURNEY
INTERCITY,
STATE ROUTE,
CHARGE PER PERSON

N2150.22



AIR FARE CHARGE
FOR SPECIFIED
ROUTES SINGLE
JOURNEY

N38300.00



JOURNEY BY
MOTORCYCLE
(OKADA)
PER DROP

N200.55



WATER TRANSPORT:
WATER WAY
PASSENGER
TRANSPORTATION

N807.33

JANUARY 2021



BUS JOURNEY
WITHIN CITY,
PER DROP
CONSTANT ROUTE

N360.22



BUS JOURNEY
INTERCITY,
STATE ROUTE,
CHARGE PER PERSON

N2100.08



AIR FARE CHARGE
FOR SPECIFIED
ROUTES SINGLE
JOURNEY

N38500.00



JOURNEY BY
MOTORCYCLE
(OKADA)
PER DROP

N197.45



WATER TRANSPORT:
WATER WAY
PASSENGER
TRANSPORTATION

N800.00

YoY % & MoM %



BUS JOURNEY
WITHIN CITY,
PER DROP
CONSTANT ROUTE

YoY % = 134.92
MoM % = 6.95



BUS JOURNEY
INTERCITY,
STATE ROUTE,
CHARGE PER PERSON

YoY % = 50.37
MoM % = 2.39



AIR FARE CHARGE
FOR SPECIFIED
ROUTES SINGLE
JOURNEY

YoY % = 8.19
MoM % = -0.52



JOURNEY BY
MOTORCYCLE
(OKADA)
PER DROP

YoY % = 186.50
MoM % = 1.57



WATER TRANSPORT:
WATER WAY
PASSENGER
TRANSPORTATION

YoY % = 61.47
MoM % = 0.92

TRANSPORT FARE WATCH - FEBRUARY 2021

Average Transport Fare by Categories -Kaduna State



FEBRUARY 2021



BUS JOURNEY
WITHIN CITY,
PER DROP
CONSTANT ROUTE

N350.41



BUS JOURNEY
INTERCITY,
STATE ROUTE,
CHARGE PER PERSON

N2430.15



AIR FARE CHARGE
FOR SPECIFIED
ROUTES SINGLE
JOURNEY

N37500.00



JOURNEY BY
MOTORCYCLE
(OKADA)
PER DROP

N160.80



WATER TRANSPORT:
WATER WAY
PASSENGER
TRANSPORTATION

N490.50

JANUARY 2021



BUS JOURNEY
WITHIN CITY,
PER DROP
CONSTANT ROUTE

N348.91



BUS JOURNEY
INTERCITY,
STATE ROUTE,
CHARGE PER PERSON

N2350.30



AIR FARE CHARGE
FOR SPECIFIED
ROUTES SINGLE
JOURNEY

N37495.00



JOURNEY BY
MOTORCYCLE
(OKADA)
PER DROP

N165.47



WATER TRANSPORT:
WATER WAY
PASSENGER
TRANSPORTATION

N486.32

YoY % & MoM %



BUS JOURNEY
WITHIN CITY,
PER DROP
CONSTANT ROUTE

YoY % = 79.70
MoM % = 0.43



BUS JOURNEY
INTERCITY,
STATE ROUTE,
CHARGE PER PERSON

YoY % = 76.61
MoM % = 3.40



AIR FARE CHARGE
FOR SPECIFIED
ROUTES SINGLE
JOURNEY

YoY % = 15.08
MoM % = 0.01



JOURNEY BY
MOTORCYCLE
(OKADA)
PER DROP

YoY % = 69.26
MoM % = -2.82



WATER TRANSPORT:
WATER WAY
PASSENGER
TRANSPORTATION

YoY % = 61.35
MoM % = 0.86

TRANSPORT FARE WATCH - FEBRUARY 2021

Average Transport Fare by Categories -Kano State



FEBRUARY 2021



BUS JOURNEY
WITHIN CITY,
PER DROP
CONSTANT ROUTE

N405.28



BUS JOURNEY
INTERCITY,
STATE ROUTE,
CHARGE PER PERSON

N1956.30



AIR FARE CHARGE
FOR SPECIFIED
ROUTES SINGLE
JOURNEY

N35500.00



JOURNEY BY
MOTORCYCLE
(OKADA)
PER DROP

N240.76



WATER TRANSPORT:
WATER WAY
PASSENGER
TRANSPORTATION

N510.80

JANUARY 2021



BUS JOURNEY
WITHIN CITY,
PER DROP
CONSTANT ROUTE

N400.15



BUS JOURNEY
INTERCITY,
STATE ROUTE,
CHARGE PER PERSON

N1914.12



AIR FARE CHARGE
FOR SPECIFIED
ROUTES SINGLE
JOURNEY

N35500.00



JOURNEY BY
MOTORCYCLE
(OKADA)
PER DROP

N239.25



WATER TRANSPORT:
WATER WAY
PASSENGER
TRANSPORTATION

N515.20

YoY % & MoM %



BUS JOURNEY
WITHIN CITY,
PER DROP
CONSTANT ROUTE

YoY % = 108.91
MoM % = 1.28



BUS JOURNEY
INTERCITY,
STATE ROUTE,
CHARGE PER PERSON

YoY % = 65.79
MoM % = 2.20



AIR FARE CHARGE
FOR SPECIFIED
ROUTES SINGLE
JOURNEY

YoY % = 39.22
MoM % = 0.00



JOURNEY BY
MOTORCYCLE
(OKADA)
PER DROP

YoY % = 173.59
MoM % = 0.63



WATER TRANSPORT:
WATER WAY
PASSENGER
TRANSPORTATION

YoY % = 41.89
MoM % = -0.85

TRANSPORT FARE WATCH - FEBRUARY 2021

Average Transport Fare by Categories -Katsina State



FEBRUARY 2021



BUS JOURNEY
WITHIN CITY,
PER DROP
CONSTANT ROUTE

N350.76



BUS JOURNEY
INTERCITY,
STATE ROUTE,
CHARGE PER PERSON

N2969.45



AIR FARE CHARGE
FOR SPECIFIED
ROUTES SINGLE
JOURNEY

N35200.00



JOURNEY BY
MOTORCYCLE
(OKADA)
PER DROP

N140.12



WATER TRANSPORT:
WATER WAY
PASSENGER
TRANSPORTATION

N700.00

JANUARY 2021



BUS JOURNEY
WITHIN CITY,
PER DROP
CONSTANT ROUTE

N348.22



BUS JOURNEY
INTERCITY,
STATE ROUTE,
CHARGE PER PERSON

N2924.31



AIR FARE CHARGE
FOR SPECIFIED
ROUTES SINGLE
JOURNEY

N35000.00



JOURNEY BY
MOTORCYCLE
(OKADA)
PER DROP

N134.90



WATER TRANSPORT:
WATER WAY
PASSENGER
TRANSPORTATION

N700.00

YoY % & MoM %



BUS JOURNEY
WITHIN CITY,
PER DROP
CONSTANT ROUTE

YoY % = 71.23
MoM % = 0.73



BUS JOURNEY
INTERCITY,
STATE ROUTE,
CHARGE PER PERSON

YoY % = 60.51
MoM % = 1.54



AIR FARE CHARGE
FOR SPECIFIED
ROUTES SINGLE
JOURNEY

YoY % = 42.59
MoM % = 0.57



JOURNEY BY
MOTORCYCLE
(OKADA)
PER DROP

YoY % = 113.27
MoM % = 3.87



WATER TRANSPORT:
WATER WAY
PASSENGER
TRANSPORTATION

YoY % = 70.73
MoM % = 0.00

TRANSPORT FARE WATCH - FEBRUARY 2021

Average Transport Fare by Categories -Kebbi State



FEBRUARY 2021



BUS JOURNEY
WITHIN CITY,
PER DROP
CONSTANT ROUTE

N289.55



BUS JOURNEY
INTERCITY,
STATE ROUTE,
CHARGE PER PERSON

N2394.20



AIR FARE CHARGE
FOR SPECIFIED
ROUTES SINGLE
JOURNEY

N35400.00



JOURNEY BY
MOTORCYCLE
(OKADA)
PER DROP

N155.90



WATER TRANSPORT:
WATER WAY
PASSENGER
TRANSPORTATION

N340.50

JANUARY 2021



BUS JOURNEY
WITHIN CITY,
PER DROP
CONSTANT ROUTE

N267.29



BUS JOURNEY
INTERCITY,
STATE ROUTE,
CHARGE PER PERSON

N2357.10



AIR FARE CHARGE
FOR SPECIFIED
ROUTES SINGLE
JOURNEY

N35200.00



JOURNEY BY
MOTORCYCLE
(OKADA)
PER DROP

N152.05



WATER TRANSPORT:
WATER WAY
PASSENGER
TRANSPORTATION

N340.00

YoY % & MoM %



BUS JOURNEY
WITHIN CITY,
PER DROP
CONSTANT ROUTE

YoY % = 10.94
MoM % = 8.33



BUS JOURNEY
INTERCITY,
STATE ROUTE,
CHARGE PER PERSON

YoY % = 34.51
MoM % = 1.57



AIR FARE CHARGE
FOR SPECIFIED
ROUTES SINGLE
JOURNEY

YoY % = 9.09
MoM % = 0.57



JOURNEY BY
MOTORCYCLE
(OKADA)
PER DROP

YoY % = 116.53
MoM % = 2.53



WATER TRANSPORT:
WATER WAY
PASSENGER
TRANSPORTATION

YoY % = 48.04
MoM % = 0.15

TRANSPORT FARE WATCH - FEBRUARY 2021

Average Transport Fare by Categories -Kogi State



FEBRUARY 2021



BUS JOURNEY
WITHIN CITY,
PER DROP
CONSTANT ROUTE

N360.15



BUS JOURNEY
INTERCITY,
STATE ROUTE,
CHARGE PER PERSON

N2997.25



AIR FARE CHARGE
FOR SPECIFIED
ROUTES SINGLE
JOURNEY

N35000.00



JOURNEY BY
MOTORCYCLE
(OKADA)
PER DROP

N400.12



WATER TRANSPORT:
WATER WAY
PASSENGER
TRANSPORTATION

N810.80

JANUARY 2021



BUS JOURNEY
WITHIN CITY,
PER DROP
CONSTANT ROUTE

N355.90



BUS JOURNEY
INTERCITY,
STATE ROUTE,
CHARGE PER PERSON

N2972.55



AIR FARE CHARGE
FOR SPECIFIED
ROUTES SINGLE
JOURNEY

N35450.00



JOURNEY BY
MOTORCYCLE
(OKADA)
PER DROP

N399.74



WATER TRANSPORT:
WATER WAY
PASSENGER
TRANSPORTATION

N800.00

YoY % & MoM %



BUS JOURNEY
WITHIN CITY,
PER DROP
CONSTANT ROUTE

YoY % = 45.22
MoM % = 1.19



BUS JOURNEY
INTERCITY,
STATE ROUTE,
CHARGE PER PERSON

YoY % = 45.50
MoM % = 0.83



AIR FARE CHARGE
FOR SPECIFIED
ROUTES SINGLE
JOURNEY

YoY % = 11.11
MoM % = -1.27



JOURNEY BY
MOTORCYCLE
(OKADA)
PER DROP

YoY % = 66.72
MoM % = 0.10



WATER TRANSPORT:
WATER WAY
PASSENGER
TRANSPORTATION

YoY % = 50.15
MoM % = 1.35

TRANSPORT FARE WATCH - FEBRUARY 2021

Average Transport Fare by Categories -Kwara State



FEBRUARY 2021



BUS JOURNEY
WITHIN CITY,
PER DROP
CONSTANT ROUTE

N275.64



BUS JOURNEY
INTERCITY,
STATE ROUTE,
CHARGE PER PERSON

N2450.10



AIR FARE CHARGE
FOR SPECIFIED
ROUTES SINGLE
JOURNEY

N35850.00



JOURNEY BY
MOTORCYCLE
(OKADA)
PER DROP

N380.99



WATER TRANSPORT:
WATER WAY
PASSENGER
TRANSPORTATION

N874.16

JANUARY 2021



BUS JOURNEY
WITHIN CITY,
PER DROP
CONSTANT ROUTE

N276.22



BUS JOURNEY
INTERCITY,
STATE ROUTE,
CHARGE PER PERSON

N2400.90



AIR FARE CHARGE
FOR SPECIFIED
ROUTES SINGLE
JOURNEY

N36000.00



JOURNEY BY
MOTORCYCLE
(OKADA)
PER DROP

N390.11



WATER TRANSPORT:
WATER WAY
PASSENGER
TRANSPORTATION

N865.05

YoY % & MoM %



BUS JOURNEY
WITHIN CITY,
PER DROP
CONSTANT ROUTE

YoY % = 72.28
MoM % = -0.21



BUS JOURNEY
INTERCITY,
STATE ROUTE,
CHARGE PER PERSON

YoY % = 31.73
MoM % = 2.05



AIR FARE CHARGE
FOR SPECIFIED
ROUTES SINGLE
JOURNEY

YoY % = 1.41
MoM % = -0.42



JOURNEY BY
MOTORCYCLE
(OKADA)
PER DROP

YoY % = 111.66
MoM % = -2.34



WATER TRANSPORT:
WATER WAY
PASSENGER
TRANSPORTATION

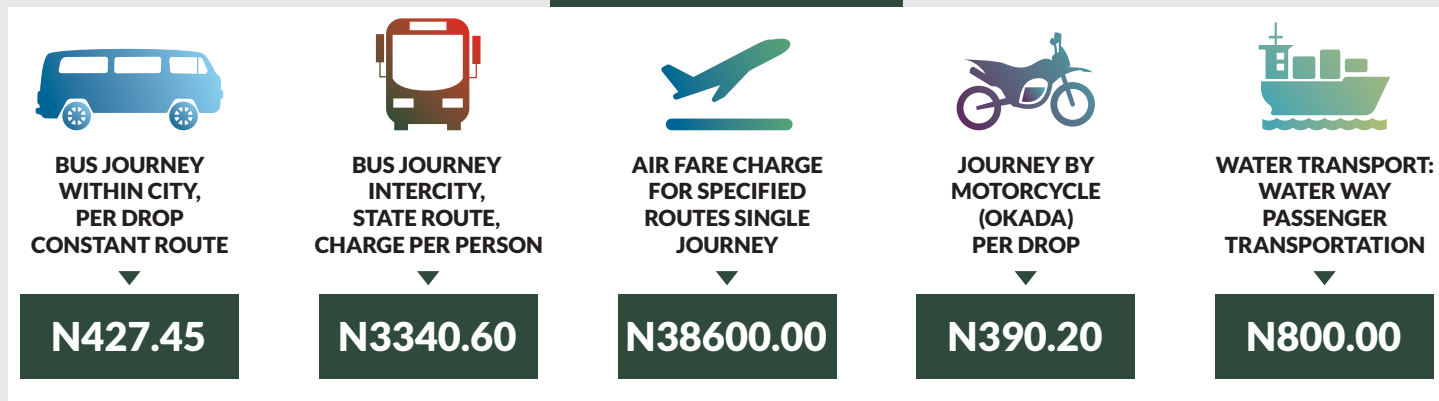
YoY % = 36.59
MoM % = 1.05

TRANSPORT FARE WATCH - FEBRUARY 2021

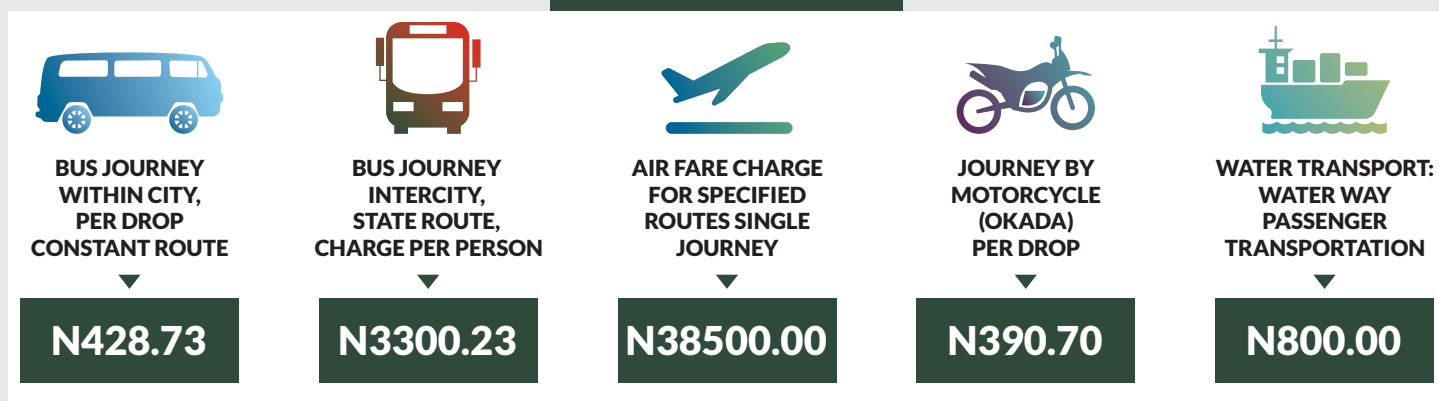
Average Transport Fare by Categories -Lagos State



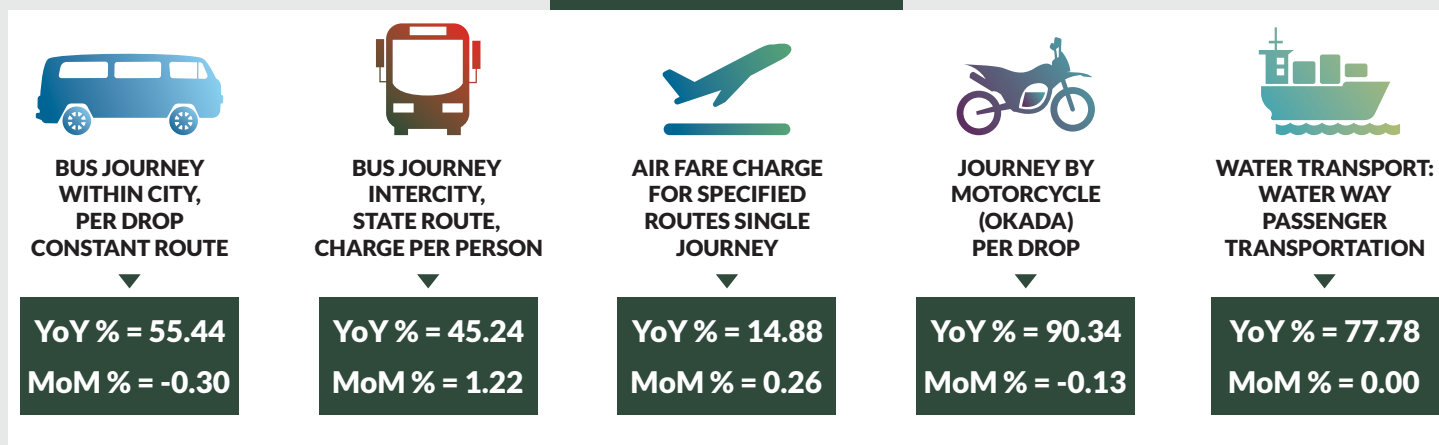
FEBRUARY 2021



JANUARY 2021



YoY % & MoM %



TRANSPORT FARE WATCH - FEBRUARY 2021

Average Transport Fare by Categories -Nasarawa State



FEBRUARY 2021



BUS JOURNEY
WITHIN CITY,
PER DROP
CONSTANT ROUTE

N440.78



BUS JOURNEY
INTERCITY,
STATE ROUTE,
CHARGE PER PERSON

N2394.24



AIR FARE CHARGE
FOR SPECIFIED
ROUTES SINGLE
JOURNEY

N35600.00



JOURNEY BY
MOTORCYCLE
(OKADA)
PER DROP

N258.30



WATER TRANSPORT:
WATER WAY
PASSENGER
TRANSPORTATION

N640.28

JANUARY 2021



BUS JOURNEY
WITHIN CITY,
PER DROP
CONSTANT ROUTE

N450.09



BUS JOURNEY
INTERCITY,
STATE ROUTE,
CHARGE PER PERSON

N2341.20



AIR FARE CHARGE
FOR SPECIFIED
ROUTES SINGLE
JOURNEY

N35500.00



JOURNEY BY
MOTORCYCLE
(OKADA)
PER DROP

N260.75



WATER TRANSPORT:
WATER WAY
PASSENGER
TRANSPORTATION

N620.50

YoY % & MoM %



BUS JOURNEY
WITHIN CITY,
PER DROP
CONSTANT ROUTE

YoY % = 69.53
MoM % = -2.07



BUS JOURNEY
INTERCITY,
STATE ROUTE,
CHARGE PER PERSON

YoY % = 49.64
MoM % = 2.27



AIR FARE CHARGE
FOR SPECIFIED
ROUTES SINGLE
JOURNEY

YoY % = 38.60
MoM % = 0.28



JOURNEY BY
MOTORCYCLE
(OKADA)
PER DROP

YoY % = 87.17
MoM % = -0.94



WATER TRANSPORT:
WATER WAY
PASSENGER
TRANSPORTATION

YoY % = 58.88
MoM % = 3.19

TRANSPORT FARE WATCH - FEBRUARY 2021

Average Transport Fare by Categories -Niger State



FEBRUARY 2021



BUS JOURNEY
WITHIN CITY,
PER DROP
CONSTANT ROUTE

N397.41



BUS JOURNEY
INTERCITY,
STATE ROUTE,
CHARGE PER PERSON

N2150.60



AIR FARE CHARGE
FOR SPECIFIED
ROUTES SINGLE
JOURNEY

N36500.00



JOURNEY BY
MOTORCYCLE
(OKADA)
PER DROP

N160.10



WATER TRANSPORT:
WATER WAY
PASSENGER
TRANSPORTATION

N370.22

JANUARY 2021



BUS JOURNEY
WITHIN CITY,
PER DROP
CONSTANT ROUTE

N390.21



BUS JOURNEY
INTERCITY,
STATE ROUTE,
CHARGE PER PERSON

N2100.30



AIR FARE CHARGE
FOR SPECIFIED
ROUTES SINGLE
JOURNEY

N36750.00



JOURNEY BY
MOTORCYCLE
(OKADA)
PER DROP

N158.22



WATER TRANSPORT:
WATER WAY
PASSENGER
TRANSPORTATION

N350.00

YoY % & MoM %



BUS JOURNEY
WITHIN CITY,
PER DROP
CONSTANT ROUTE

YoY % = 133.77
MoM % = 1.85



BUS JOURNEY
INTERCITY,
STATE ROUTE,
CHARGE PER PERSON

YoY % = 34.41
MoM % = 2.39



AIR FARE CHARGE
FOR SPECIFIED
ROUTES SINGLE
JOURNEY

YoY % = 15.65
MoM % = -0.68



JOURNEY BY
MOTORCYCLE
(OKADA)
PER DROP

YoY % = 68.53
MoM % = 1.19



WATER TRANSPORT:
WATER WAY
PASSENGER
TRANSPORTATION

YoY % = 72.20
MoM % = 5.78

TRANSPORT FARE WATCH - FEBRUARY 2021

Average Transport Fare by Categories -Ogun State



FEBRUARY 2021



BUS JOURNEY
WITHIN CITY,
PER DROP
CONSTANT ROUTE

N355.72



BUS JOURNEY
INTERCITY,
STATE ROUTE,
CHARGE PER PERSON

N2130.55



AIR FARE CHARGE
FOR SPECIFIED
ROUTES SINGLE
JOURNEY

N35650.00



JOURNEY BY
MOTORCYCLE
(OKADA)
PER DROP

N180.70



WATER TRANSPORT:
WATER WAY
PASSENGER
TRANSPORTATION

N998.60

JANUARY 2021



BUS JOURNEY
WITHIN CITY,
PER DROP
CONSTANT ROUTE

N360.55



BUS JOURNEY
INTERCITY,
STATE ROUTE,
CHARGE PER PERSON

N2150.00



AIR FARE CHARGE
FOR SPECIFIED
ROUTES SINGLE
JOURNEY

N35700.00



JOURNEY BY
MOTORCYCLE
(OKADA)
PER DROP

N180.10



WATER TRANSPORT:
WATER WAY
PASSENGER
TRANSPORTATION

N990.00

YoY % & MoM %



BUS JOURNEY
WITHIN CITY,
PER DROP
CONSTANT ROUTE

YoY % = 102.11
MoM % = -1.34



BUS JOURNEY
INTERCITY,
STATE ROUTE,
CHARGE PER PERSON

YoY % = 70.44
MoM % = -0.90



AIR FARE CHARGE
FOR SPECIFIED
ROUTES SINGLE
JOURNEY

YoY % = 14.26
MoM % = -0.14



JOURNEY BY
MOTORCYCLE
(OKADA)
PER DROP

YoY % = -9.65
MoM % = 0.33



WATER TRANSPORT:
WATER WAY
PASSENGER
TRANSPORTATION

YoY % = 22.68
MoM % = 0.87

TRANSPORT FARE WATCH - FEBRUARY 2021

Average Transport Fare by Categories -Ondo State



FEBRUARY 2021



BUS JOURNEY
WITHIN CITY,
PER DROP
CONSTANT ROUTE

N400.05



BUS JOURNEY
INTERCITY,
STATE ROUTE,
CHARGE PER PERSON

N2580.30



AIR FARE CHARGE
FOR SPECIFIED
ROUTES SINGLE
JOURNEY

N35500.00



JOURNEY BY
MOTORCYCLE
(OKADA)
PER DROP

N387.20



WATER TRANSPORT:
WATER WAY
PASSENGER
TRANSPORTATION

N800.00

JANUARY 2021



BUS JOURNEY
WITHIN CITY,
PER DROP
CONSTANT ROUTE

N394.08



BUS JOURNEY
INTERCITY,
STATE ROUTE,
CHARGE PER PERSON

N2694.16



AIR FARE CHARGE
FOR SPECIFIED
ROUTES SINGLE
JOURNEY

N35460.00



JOURNEY BY
MOTORCYCLE
(OKADA)
PER DROP

N380.00



WATER TRANSPORT:
WATER WAY
PASSENGER
TRANSPORTATION

N800.00

YoY % & MoM %



BUS JOURNEY
WITHIN CITY,
PER DROP
CONSTANT ROUTE

YoY % = 122.25
MoM % = 1.51



BUS JOURNEY
INTERCITY,
STATE ROUTE,
CHARGE PER PERSON

YoY % = 31.65
MoM % = -4.23



AIR FARE CHARGE
FOR SPECIFIED
ROUTES SINGLE
JOURNEY

YoY % = 8.56
MoM % = 0.11



JOURNEY BY
MOTORCYCLE
(OKADA)
PER DROP

YoY % = 103.79
MoM % = 1.89



WATER TRANSPORT:
WATER WAY
PASSENGER
TRANSPORTATION

YoY % = 11.89
MoM % = 0.00

TRANSPORT FARE WATCH - FEBRUARY 2021

Average Transport Fare by Categories -Osun State



FEBRUARY 2021



BUS JOURNEY
WITHIN CITY,
PER DROP
CONSTANT ROUTE

N315.70



BUS JOURNEY
INTERCITY,
STATE ROUTE,
CHARGE PER PERSON

N1900.00



AIR FARE CHARGE
FOR SPECIFIED
ROUTES SINGLE
JOURNEY

N36000.00



JOURNEY BY
MOTORCYCLE
(OKADA)
PER DROP

N286.30



WATER TRANSPORT:
WATER WAY
PASSENGER
TRANSPORTATION

N650.00

JANUARY 2021



BUS JOURNEY
WITHIN CITY,
PER DROP
CONSTANT ROUTE

N317.25



BUS JOURNEY
INTERCITY,
STATE ROUTE,
CHARGE PER PERSON

N1900.00



AIR FARE CHARGE
FOR SPECIFIED
ROUTES SINGLE
JOURNEY

N35600.00



JOURNEY BY
MOTORCYCLE
(OKADA)
PER DROP

N180.54



WATER TRANSPORT:
WATER WAY
PASSENGER
TRANSPORTATION

N645.90

YoY % & MoM %



BUS JOURNEY
WITHIN CITY,
PER DROP
CONSTANT ROUTE

YoY % = 75.39
MoM % = -0.49



BUS JOURNEY
INTERCITY,
STATE ROUTE,
CHARGE PER PERSON

YoY % = 58.33
MoM % = 0.00



AIR FARE CHARGE
FOR SPECIFIED
ROUTES SINGLE
JOURNEY

YoY % = 40.08
MoM % = 1.12



JOURNEY BY
MOTORCYCLE
(OKADA)
PER DROP

YoY % = 68.41
MoM % = 2.05



WATER TRANSPORT:
WATER WAY
PASSENGER
TRANSPORTATION

YoY % = 34.02
MoM % = 0.63

TRANSPORT FARE WATCH - FEBRUARY 2021

Average Transport Fare by Categories -Oyo State



FEBRUARY 2021



BUS JOURNEY
WITHIN CITY,
PER DROP
CONSTANT ROUTE

N190.45



BUS JOURNEY
INTERCITY,
STATE ROUTE,
CHARGE PER PERSON

N2540.33



AIR FARE CHARGE
FOR SPECIFIED
ROUTES SINGLE
JOURNEY

N35400.00



JOURNEY BY
MOTORCYCLE
(OKADA)
PER DROP

N265.20



WATER TRANSPORT:
WATER WAY
PASSENGER
TRANSPORTATION

N599.45

JANUARY 2021



BUS JOURNEY
WITHIN CITY,
PER DROP
CONSTANT ROUTE

N189.46



BUS JOURNEY
INTERCITY,
STATE ROUTE,
CHARGE PER PERSON

N2400.00



AIR FARE CHARGE
FOR SPECIFIED
ROUTES SINGLE
JOURNEY

N35400.00



JOURNEY BY
MOTORCYCLE
(OKADA)
PER DROP

N250.35



WATER TRANSPORT:
WATER WAY
PASSENGER
TRANSPORTATION

N600.00

YoY % & MoM %



BUS JOURNEY
WITHIN CITY,
PER DROP
CONSTANT ROUTE

YoY % = -6.18
MoM % = 0.52



BUS JOURNEY
INTERCITY,
STATE ROUTE,
CHARGE PER PERSON

YoY % = 58.77
MoM % = 5.85



AIR FARE CHARGE
FOR SPECIFIED
ROUTES SINGLE
JOURNEY

YoY % = 37.40
MoM % = 0.00



JOURNEY BY
MOTORCYCLE
(OKADA)
PER DROP

YoY % = 212.00
MoM % = 5.93



WATER TRANSPORT:
WATER WAY
PASSENGER
TRANSPORTATION

YoY % = 24.89
MoM % = -0.09

TRANSPORT FARE WATCH - FEBRUARY 2021

Average Transport Fare by Categories -Plateau State



FEBRUARY 2021



BUS JOURNEY
WITHIN CITY,
PER DROP
CONSTANT ROUTE

N408.64



BUS JOURNEY
INTERCITY,
STATE ROUTE,
CHARGE PER PERSON

N3155.25



AIR FARE CHARGE
FOR SPECIFIED
ROUTES SINGLE
JOURNEY

N36600.00



JOURNEY BY
MOTORCYCLE
(OKADA)
PER DROP

N290.22



WATER TRANSPORT:
WATER WAY
PASSENGER
TRANSPORTATION

N645.70

JANUARY 2021



BUS JOURNEY
WITHIN CITY,
PER DROP
CONSTANT ROUTE

N400.25



BUS JOURNEY
INTERCITY,
STATE ROUTE,
CHARGE PER PERSON

N3100.00



AIR FARE CHARGE
FOR SPECIFIED
ROUTES SINGLE
JOURNEY

N36400.00



JOURNEY BY
MOTORCYCLE
(OKADA)
PER DROP

N285.49



WATER TRANSPORT:
WATER WAY
PASSENGER
TRANSPORTATION

N650.00

YoY % & MoM %



BUS JOURNEY
WITHIN CITY,
PER DROP
CONSTANT ROUTE

YoY % = 81.62
MoM % = 2.10



BUS JOURNEY
INTERCITY,
STATE ROUTE,
CHARGE PER PERSON

YoY % = 33.13
MoM % = 1.78



AIR FARE CHARGE
FOR SPECIFIED
ROUTES SINGLE
JOURNEY

YoY % = 31.18
MoM % = 0.55



JOURNEY BY
MOTORCYCLE
(OKADA)
PER DROP

YoY % = 199.20
MoM % = 1.66



WATER TRANSPORT:
WATER WAY
PASSENGER
TRANSPORTATION

YoY % = 74.51
MoM % = -0.66

TRANSPORT FARE WATCH - FEBRUARY 2021

Average Transport Fare by Categories -Rivers State



FEBRUARY 2021



BUS JOURNEY
WITHIN CITY,
PER DROP
CONSTANT ROUTE

N260.28



BUS JOURNEY
INTERCITY,
STATE ROUTE,
CHARGE PER PERSON

N2100.27



AIR FARE CHARGE
FOR SPECIFIED
ROUTES SINGLE
JOURNEY

N38100.00



JOURNEY BY
MOTORCYCLE
(OKADA)
PER DROP

N400.00



WATER TRANSPORT:
WATER WAY
PASSENGER
TRANSPORTATION

N2299.35

JANUARY 2021



BUS JOURNEY
WITHIN CITY,
PER DROP
CONSTANT ROUTE

N255.10



BUS JOURNEY
INTERCITY,
STATE ROUTE,
CHARGE PER PERSON

N2080.23



AIR FARE CHARGE
FOR SPECIFIED
ROUTES SINGLE
JOURNEY

N38000.00



JOURNEY BY
MOTORCYCLE
(OKADA)
PER DROP

N400.00



WATER TRANSPORT:
WATER WAY
PASSENGER
TRANSPORTATION

N2280.00

YoY % & MoM %



BUS JOURNEY
WITHIN CITY,
PER DROP
CONSTANT ROUTE

YoY % = 63.70
MoM % = 2.03



BUS JOURNEY
INTERCITY,
STATE ROUTE,
CHARGE PER PERSON

YoY % = 25.76
MoM % = 0.96



AIR FARE CHARGE
FOR SPECIFIED
ROUTES SINGLE
JOURNEY

YoY % = 7.02
MoM % = 0.26



JOURNEY BY
MOTORCYCLE
(OKADA)
PER DROP

YoY % = 52.67
MoM % = 0.00



WATER TRANSPORT:
WATER WAY
PASSENGER
TRANSPORTATION

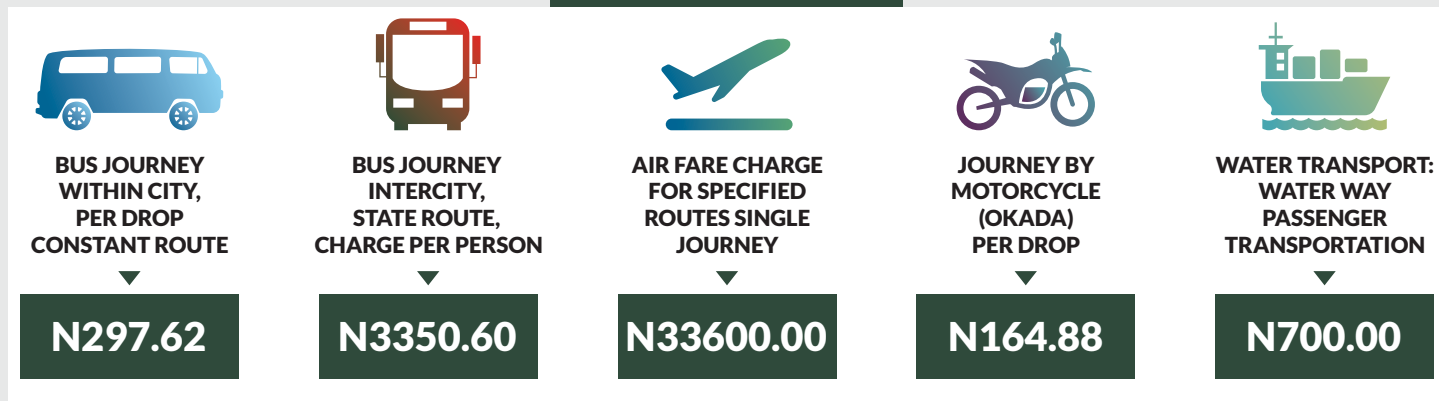
YoY % = 27.74
MoM % = 0.85

TRANSPORT FARE WATCH - FEBRUARY 2021

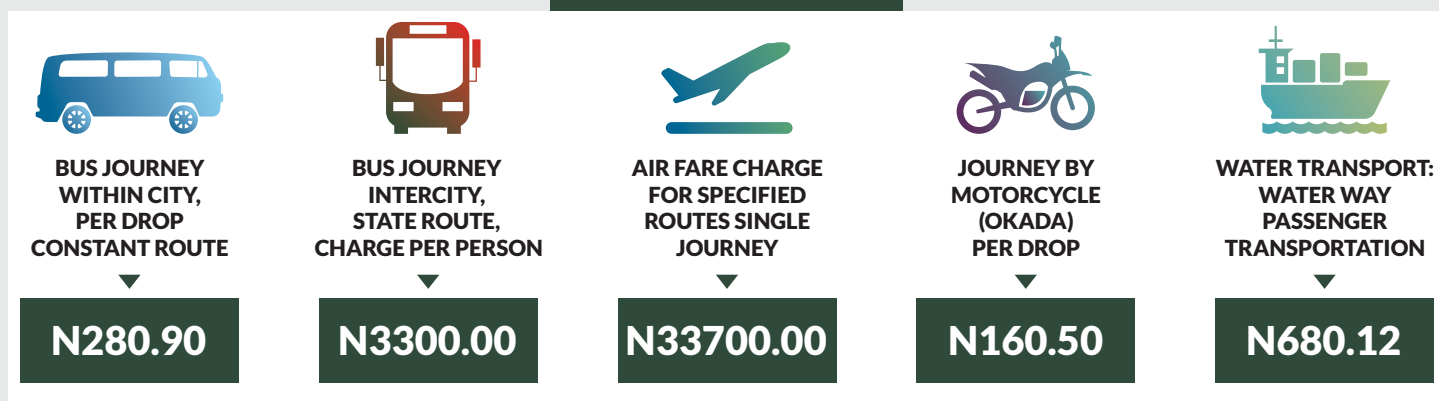
Average Transport Fare by Categories -Sokoto State



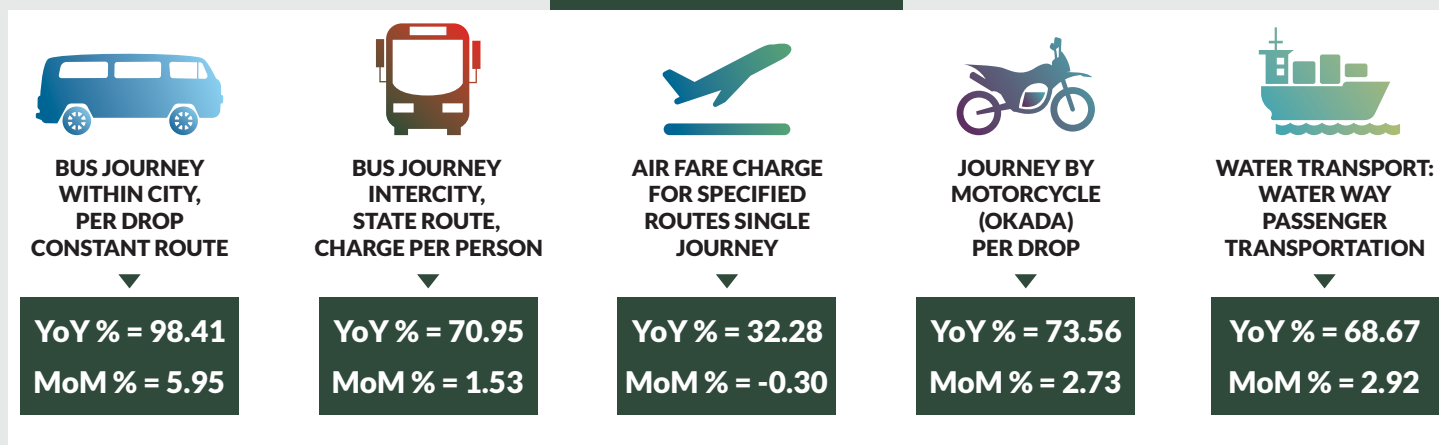
FEBRUARY 2021



JANUARY 2021



YoY % & MoM %



TRANSPORT FARE WATCH - FEBRUARY 2021

Average Transport Fare by Categories -Taraba State



FEBRUARY 2021



BUS JOURNEY
WITHIN CITY,
PER DROP
CONSTANT ROUTE

N450.60



BUS JOURNEY
INTERCITY,
STATE ROUTE,
CHARGE PER PERSON

N2330.21



AIR FARE CHARGE
FOR SPECIFIED
ROUTES SINGLE
JOURNEY

N35500.00



JOURNEY BY
MOTORCYCLE
(OKADA)
PER DROP

N436.20



WATER TRANSPORT:
WATER WAY
PASSENGER
TRANSPORTATION

N362.55

JANUARY 2021



BUS JOURNEY
WITHIN CITY,
PER DROP
CONSTANT ROUTE

N420.78



BUS JOURNEY
INTERCITY,
STATE ROUTE,
CHARGE PER PERSON

N2300.10



AIR FARE CHARGE
FOR SPECIFIED
ROUTES SINGLE
JOURNEY

N35500.00



JOURNEY BY
MOTORCYCLE
(OKADA)
PER DROP

N400.80



WATER TRANSPORT:
WATER WAY
PASSENGER
TRANSPORTATION

N360.00

YoY % & MoM %



BUS JOURNEY
WITHIN CITY,
PER DROP
CONSTANT ROUTE

YoY % = 81.69
MoM % = 7.09



BUS JOURNEY
INTERCITY,
STATE ROUTE,
CHARGE PER PERSON

YoY % = 27.33
MoM % = 1.31



AIR FARE CHARGE
FOR SPECIFIED
ROUTES SINGLE
JOURNEY

YoY % = 33.96
MoM % = 0.00



JOURNEY BY
MOTORCYCLE
(OKADA)
PER DROP

YoY % = 133.26
MoM % = 8.83



WATER TRANSPORT:
WATER WAY
PASSENGER
TRANSPORTATION

YoY % = 4.18
MoM % = 0.71

TRANSPORT FARE WATCH - FEBRUARY 2021

Average Transport Fare by Categories -Yobe State



FEBRUARY 2021



BUS JOURNEY
WITHIN CITY,
PER DROP
CONSTANT ROUTE

N352.05



BUS JOURNEY
INTERCITY,
STATE ROUTE,
CHARGE PER PERSON

N1985.45



AIR FARE CHARGE
FOR SPECIFIED
ROUTES SINGLE
JOURNEY

N37000.00



JOURNEY BY
MOTORCYCLE
(OKADA)
PER DROP

N425.02



WATER TRANSPORT:
WATER WAY
PASSENGER
TRANSPORTATION

N495.78

JANUARY 2021



BUS JOURNEY
WITHIN CITY,
PER DROP
CONSTANT ROUTE

N347.20



BUS JOURNEY
INTERCITY,
STATE ROUTE,
CHARGE PER PERSON

N2000.60



AIR FARE CHARGE
FOR SPECIFIED
ROUTES SINGLE
JOURNEY

N37200.00



JOURNEY BY
MOTORCYCLE
(OKADA)
PER DROP

N400.15



WATER TRANSPORT:
WATER WAY
PASSENGER
TRANSPORTATION

N500.00

YoY % & MoM %



BUS JOURNEY
WITHIN CITY,
PER DROP
CONSTANT ROUTE

YoY % = 107.09
MoM % = 1.40



BUS JOURNEY
INTERCITY,
STATE ROUTE,
CHARGE PER PERSON

YoY % = 54.39
MoM % = -0.76



AIR FARE CHARGE
FOR SPECIFIED
ROUTES SINGLE
JOURNEY

YoY % = 15.63
MoM % = -0.54



JOURNEY BY
MOTORCYCLE
(OKADA)
PER DROP

YoY % = 130.99
MoM % = 6.22



WATER TRANSPORT:
WATER WAY
PASSENGER
TRANSPORTATION

YoY % = 51.15
MoM % = -0.84

TRANSPORT FARE WATCH - FEBRUARY 2021

Average Transport Fare by Categories -Zamfara State



FEBRUARY 2021



BUS JOURNEY
WITHIN CITY,
PER DROP
CONSTANT ROUTE

N620.15



BUS JOURNEY
INTERCITY,
STATE ROUTE,
CHARGE PER PERSON

N1915.03



AIR FARE CHARGE
FOR SPECIFIED
ROUTES SINGLE
JOURNEY

N36550.00



JOURNEY BY
MOTORCYCLE
(OKADA)
PER DROP

N197.25



WATER TRANSPORT:
WATER WAY
PASSENGER
TRANSPORTATION

N620.30

JANUARY 2021



BUS JOURNEY
WITHIN CITY,
PER DROP
CONSTANT ROUTE

N600.00



BUS JOURNEY
INTERCITY,
STATE ROUTE,
CHARGE PER PERSON

N1840.60



AIR FARE CHARGE
FOR SPECIFIED
ROUTES SINGLE
JOURNEY

N36500.00



JOURNEY BY
MOTORCYCLE
(OKADA)
PER DROP

N190.70



WATER TRANSPORT:
WATER WAY
PASSENGER
TRANSPORTATION

N600.00

YoY % & MoM %



BUS JOURNEY
WITHIN CITY,
PER DROP
CONSTANT ROUTE

YoY % = 84.57
MoM % = 3.36



BUS JOURNEY
INTERCITY,
STATE ROUTE,
CHARGE PER PERSON

YoY % = 50.79
MoM % = 4.04



AIR FARE CHARGE
FOR SPECIFIED
ROUTES SINGLE
JOURNEY

YoY % = 12.46
MoM % = 0.14



JOURNEY BY
MOTORCYCLE
(OKADA)
PER DROP

YoY % = 126.72
MoM % = 3.43



WATER TRANSPORT:
WATER WAY
PASSENGER
TRANSPORTATION

YoY % = 76.22
MoM % = 3.38

METHODOLOGY

Field work is done solely by over 700 NBS Staff in all States of the federation supported by supervisors who are monitored by internal and external observers.

Prices are collected across all the 774 local governments across all States and the FCT from over 10,000 respondents and locations and reflect actual fare households state they actually paid for those services.

The average of all these fares is then reported for each state and the average for the country is the average for the state.

NBS audit team subsequently conducts randomly selected verification of fares recorded.

Acknowledgements

We acknowledge our technical partners, Proshare in the design, concept and production of this publication.





Contact Us

 @nigerianstat

 NBSNigeria

 www.nigerianstat.gov.ng

 **Head Office Address**
Plot 762, Independence Avenue, Central
Business District, FCT, Abuja Nigeria.

 +234 803 386 5388

 feedback@nigerianstat.gov.ng