



**Digest
of
Public
Finance
Statistics**

Published by:

Department of Research & Statistics,
Ministry of Economic Planning And Budget,
Akure, Ondo State.

2009 Edition

PREFACE

This publication is aimed at providing value added data on Government Finances (revenue and expenditure) which are useful for informing, planning and control.

The Department is grateful to the Expenditure Department of the Ministry of Finance, Accountant General's Office, Board of Internal Revenue and other Government Agencies/Departments for providing the data used in this publication.

Constructive criticisms and suggestions are welcome for the improvement of future editions.

Director,
Department of Research and Statistics
Ministry of Finance and Planning,
Akure.

TABLE OF CONTENTS

TITLE	PAGE
PREFACE	i
TABLE OF CONTENTS	ii
LIST OF TABLES	iii-v
LIST OF GRAPHS	vi
INTRODUCTION	vii
OBSERVATIONS	viii-x
TABLES	1-89

LIST OF TABLES

S/N	TITLE	PAGE
<u>BUDGET / ESTIMATES</u>		
1.	Recurrent and Capital Estimates of Ondo State Government 2007 and 2008	1
2.	Sectoral Allocation of Ondo State Budget 2007 and 2008	2
3.	Breakdown of Budgetary Allocations to the Economic Sector, 2007 and 2008	6
4.	Breakdown of Budgetary Allocations to the Social Services Sector, 2007 and 2008	7
5.	Breakdown of Budgetary Allocations to the Environmental Development Sector, 2007 and 2008	8
<u>RECURRENT AND CAPITAL RECEIPTS</u>		
6.	Approved Estimates and Actual Recurrent and Capital Receipts, 2007 and 2008	9
7.	Breakdown of Gross Receipts from Federation Account, 2007	10
8.	Breakdown of Gross Receipts from Federation Account, 2008	11-12
9.	Percentage Analysis of Recurrent Revenue of the Ondo State Government, 2007	13
10.	Percentage Analysis of Recurrent Revenue of the Ondo State Government, 2008	14
11.	Ondo State Monthly Statutory Allocations, 2007	15
12.	Ondo State Monthly Statutory Allocations, 2008	16
13.	Revenue Estimates of the Ondo State Government 2007 and 2008	17
14.	Monthly Internally Generated Revenue, 2007	18

15.	Monthly Internally Generated Revenue, 2008	20
16.	Percentage Analysis of Monthly Internally Generated Revenue of the Ondo State Government 2007	23
17.	Percentage Analysis of Monthly Internally Generated Revenue of the Ondo State Government 2008	24
18.	Summary of Internally Generated Revenue by Ministries, Departments and Agencies, 2007	25-27
19.	Summary of Internally Generated Revenue by Ministries, Departments and Agencies, 2008	28-30
20.	Details of Taxes/Levies and Rates by Ondo State Board of Internal Revenue	31-32
21.	Details of Revenue from Taxes by month, 2007 and 2008	33

RECURRENT AND CAPITAL EXPENDITURE

22.	Approved estimates and actual Recurrent and Capital Expenditure 2007 and 2008	34
23.	Gross Salaries of Civil Servants in the main stream Civil Service, Political Appointees and Teachers in Ondo State, 2007	39
24.	Gross Salaries of Civil Servants in the main stream Civil Service, Political Appointees and Teachers in Ondo State, 2008	40
25.	Monthly payment of Pensions and Gratuities, 2007	41
26.	Monthly payment of Pensions and Gratuities, 2008	42
27.	Monthly Recurrent/Releases to Ministries, Departments and Agencies, 2007	43-45
28.	Monthly Recurrent/Releases to Ministries, Departments and Agencies, 2008	46
29.	Monthly Recurrent Releases to Ministries, Departments and Agencies, 2007	47-59

30.	Monthly Recurrent Releases to Ministries, Departments and Agencies, 2008	60-63
31.	Capital Releases to Ministries, Departments and Agencies, 2007	64-79
32.	Capital Releases to Ministries, Departments and Agencies, 2008	80-83
33.	Releases to Parastatals/Higher Institutions, 2007 and 2008	84
34.	Recurrent Releases to Parastatals and Higher Institutions by month, 2007 and 2008	85
35.	Capital Releases to Parastatals and Higher Institutions, 2007 and 2008	86
36.	State Assets Profile as at 24/08/2008	87
37.	Ondo State Investment Portfolio as at 30/04/2008	88-89

LIST OF GRAPHS

S/N	TITLE	PAGE
1	Ondo State Approved Estimates, 2007 and 2008	1
2	Sectoral Allocation of Ondo State Budgets, 2007 and 2008	3
3	Sectoral Allocation of Ondo State Budget, 2007	4
4	Sectoral Allocation of Ondo State Budget, 2008	5
5	Trends of Monthly Internally Generated Revenue, 2007	19
6	Trends of Monthly Internally Generated Revenue, 2008	21
7	Comparison of Monthly Internally Generated Revenue, 2007 and 2008	22
8	Allocation to Recurrent and Capital Expenditures, 2007	35
9	Allocation of Recurrent and Capital Expenditures, 2008	36
10	Comparism of Approved Estimate and Actual, 2007	37
11	Comparism of Approved Estimate and Actual, 2008	38

INTRODUCTION

Revenue of the State is broadly classified into Recurrent and Capital. Recurrent Revenue includes the following: Taxes, Fines and Fees, Licenses, Earnings and Sales, Rent on Government Properties, Interests and Dividends on Government Investments, Re-imbusement and Statutory Allocation.

The bulk of Recurrent Revenue is however from Statutory Allocation and Taxes. Capital Revenue consists majorly of Value Added Tax, Excess Crude and others.

Public Expenditure also is classified into two broad groups of Recurrent and Capital Expenditure. Recurrent expenditure include personnel cost and consolidated revenue fund charges, pension/gratuities, public debt charges, salaries/allowance of public officers in the constitution and contributions to local government while capital expenditure goes to Social Services, Economic Sector, Environment & Regional Development and General Administration.

The data in this publication are disaggregated to provide details for thorough analysis and comparisons. The use of charts and graphs were also employed to enhance the presentation of data.

OBSERVATIONS

REVENUE ESTIMATES AND ACTUAL RECEIPTS (RECURRENT AND CAPITAL) 2007 & 2008

Table 1 shows the breakdown of the budgets for 2007 and 2008 according to Recurrent and Capital allocations. The Capital estimates exceeded the Recurrent estimates for both years.

Table 2 is the breakdown by sector of the 2007 and 2008 Budgets. In 2007, the Economic sector had the lion share of ₦9, 255million or 38.5% while in 2008, the Environment and Regional Development Sector had the lion share of ₦26, 417 million or 50.9%. There are four sectors viz. Economic, Social Services, Environment and Regional Development; and General Administration.

Table 6 is the approved estimates and actual recurrent and capital receipts for 2007 and 2008. It could be seen from the table that actual receipts increased from ₦6, 720 million in 2007 to ₦87, 442 million in 2008 representing an increase of 31%.

INTERNALLY GENERATED REVENUE

A total of ₦3,972,766,612.91 was generated in 2008 as against ₦2,789,770,927.39 generated in 2007, an increase of ₦1,182,995,685.52 or 42.4%. In 2007, the highest monthly figure of ₦407,422,002.60 was recorded in October, while the lowest revenue of ₦124,794,868.96 was

recorded in February. The average revenue generated per month was ₦232,480,910.62 with a Standard Deviation of 70,661,733.174.

In 2008, the highest revenue of ₦541,760,835.98 was recorded in September, the lowest was ₦200,743,595.28 in April, and the average figure per month was ₦331,063,884.40 .

Tables 18 and 19 contain the summary of internally generated revenue by Ministries, Departments and Agencies in 2007 and 2008

EXPENDITURE ESTIMATES

The year 2007 expenditure estimates was ₦64.360 billion. Out of this ₦26.063 billion or 40.5% was proposed as recurrent expenditure. The capital expenditure estimates was ₦38.307billion or 59.5% of total estimates, this includes ₦10,209 billion allocated to OSOPADEC (Table 22). In year 2008, the total expenditure estimates was ₦119.793billion out of which ₦36.225billion or 30.3% was recurrent and ₦83.539 billion or 69.7% was appropriated as capital expenditure including ₦21.928 billion allocated to OSOPADEC.

ACTUAL EXPENDITURE (RECURRENT AND CAPITAL)

The data on actual expenditure for 2008 as contained in Table 22 shows a total of ₦95.013billion out of which recurrent expenditure was ₦29.674 or 31.2% and capital ₦65.339 or 68.8%as against the total of

~~₦~~64.954 spent in 2007, of which recurrent expenditure was ~~₦~~29.084 billion or 44.8% and capital expenditure was ~~₦~~35.870 billion or 55.2%.

TABLE 1

**RECURRENT AND CAPITAL ESTIMATES OF ONDO STATE
GOVERNMENT 2007 & 2008 (₦ 'M)**

S/N	YEAR	TOTAL APPROVED ESTIMATE	RECURRENT ESTIMATE	% OF TOTAL	CAPITAL ESTIMATE	% OF TOTAL
1.	2007	64.369	26.063	40.5	38.307	59.5
2.	2008	119.793	36.255	30.3	83.539	69.7

SOURCE: BUDGET DEPARTMENT, MINISTRY OF ECONOMIC PLANNING & BUDGET, AKURE.

Figure 1

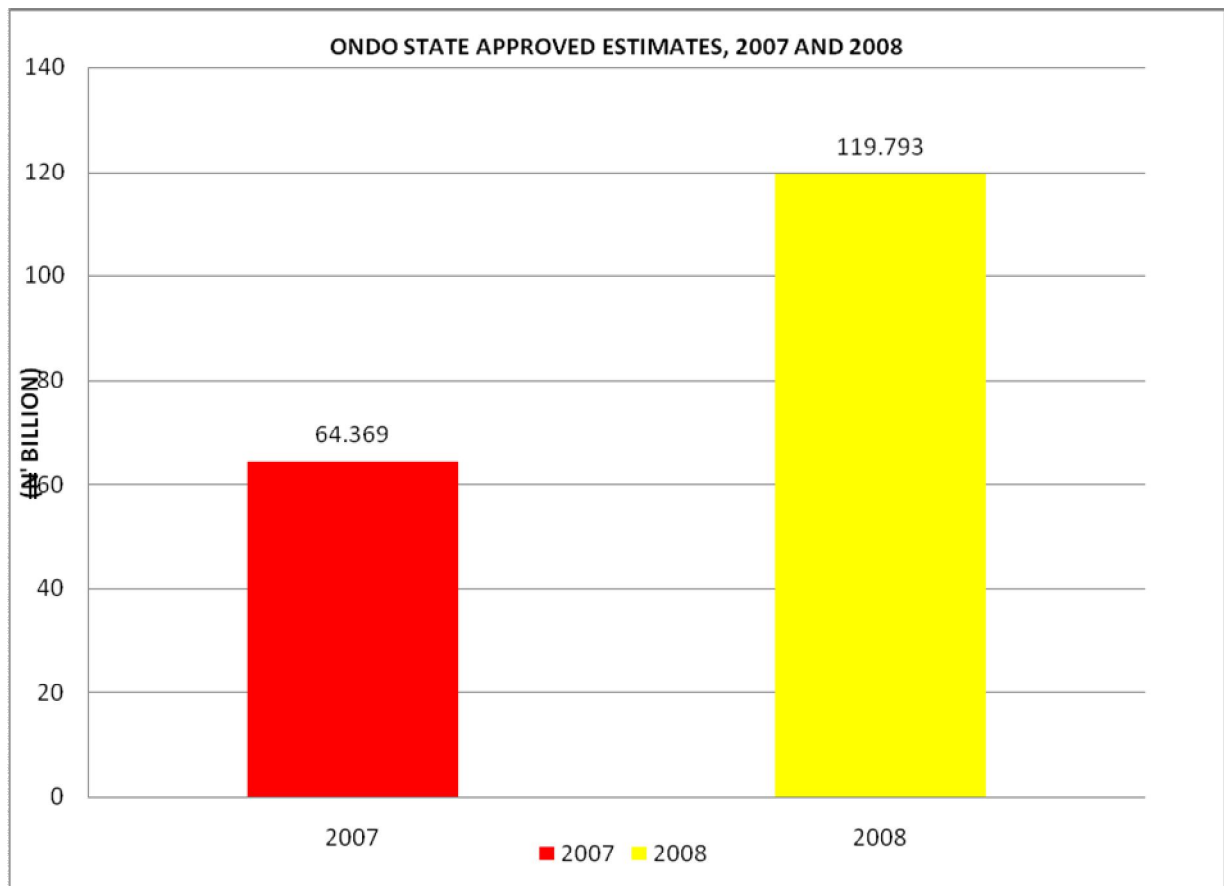


TABLE 2

SECTORAL ALLOCATION OF ONDO STATE BUDGET 2007 & 2008 (₦ '000)

SECTOR	2007(₦'M)		2008 ((₦'M)	
	APPROVED ESTIMATES	% OF TOTAL ALLOCATION	APPROVED ESTIMATES	% OF TOTAL ALLOCATION
ECONOMIC	9,255.481	38.5	7,673.909	14.8
SOCIAL SERVICES	6,180.796	25.7	13,252.635	25.5
ENVIRONMENTAL AND REGIONAL DEVELOPMENT	4,241.660	17.6	26,416.599	50.9
GENERAL ADMIN.	4,368.988	18.2	4,536.934	8.8
TOTAL	24,046.925	100	51,880.07	100

SOURCE – ONDO STATE BOOK OF ESTIMATES 2008

NOTE: THESE FIGURES EXCLUDE SUPPLEMENTARY BUDGET

Figure 2

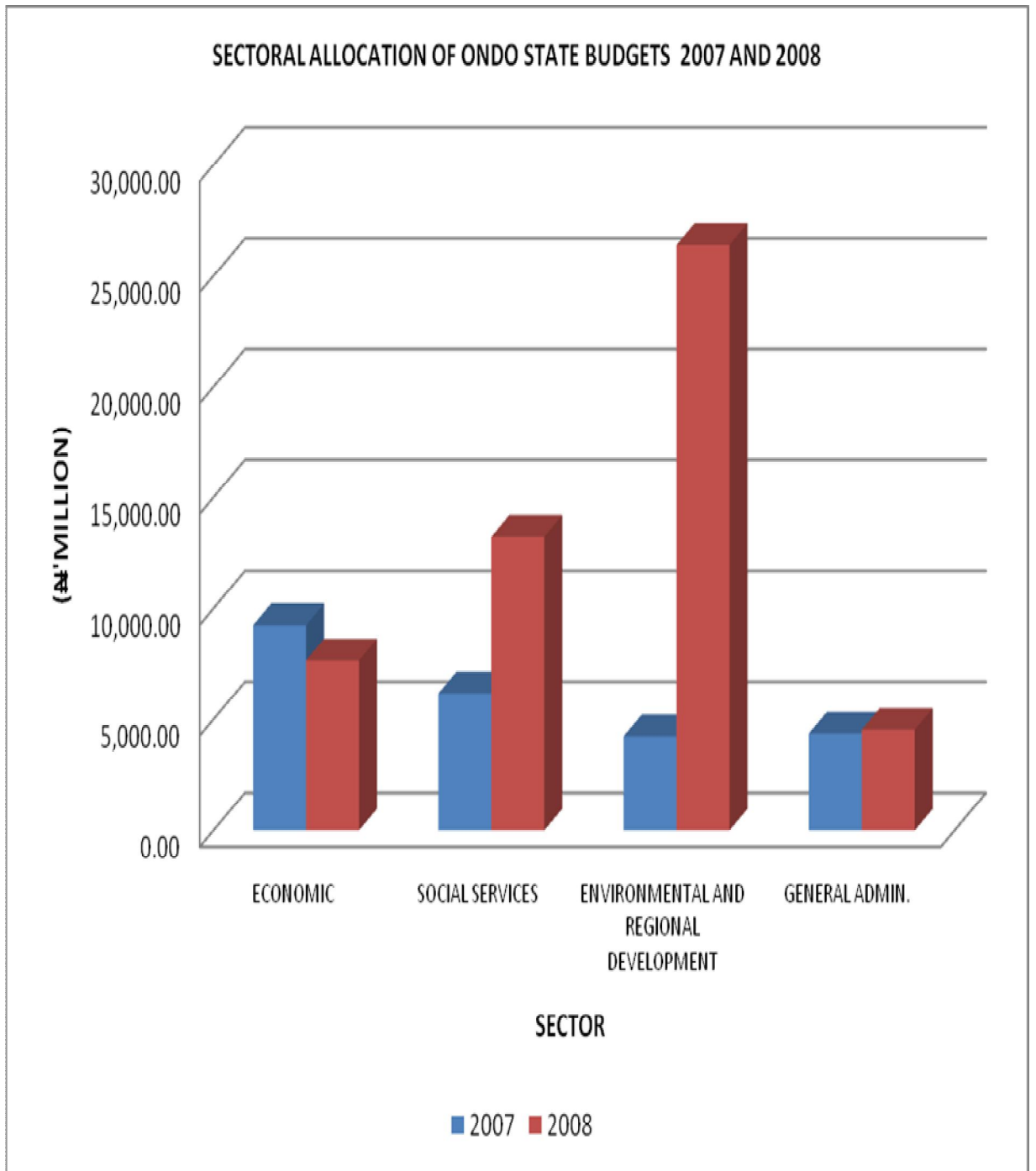


Figure 3

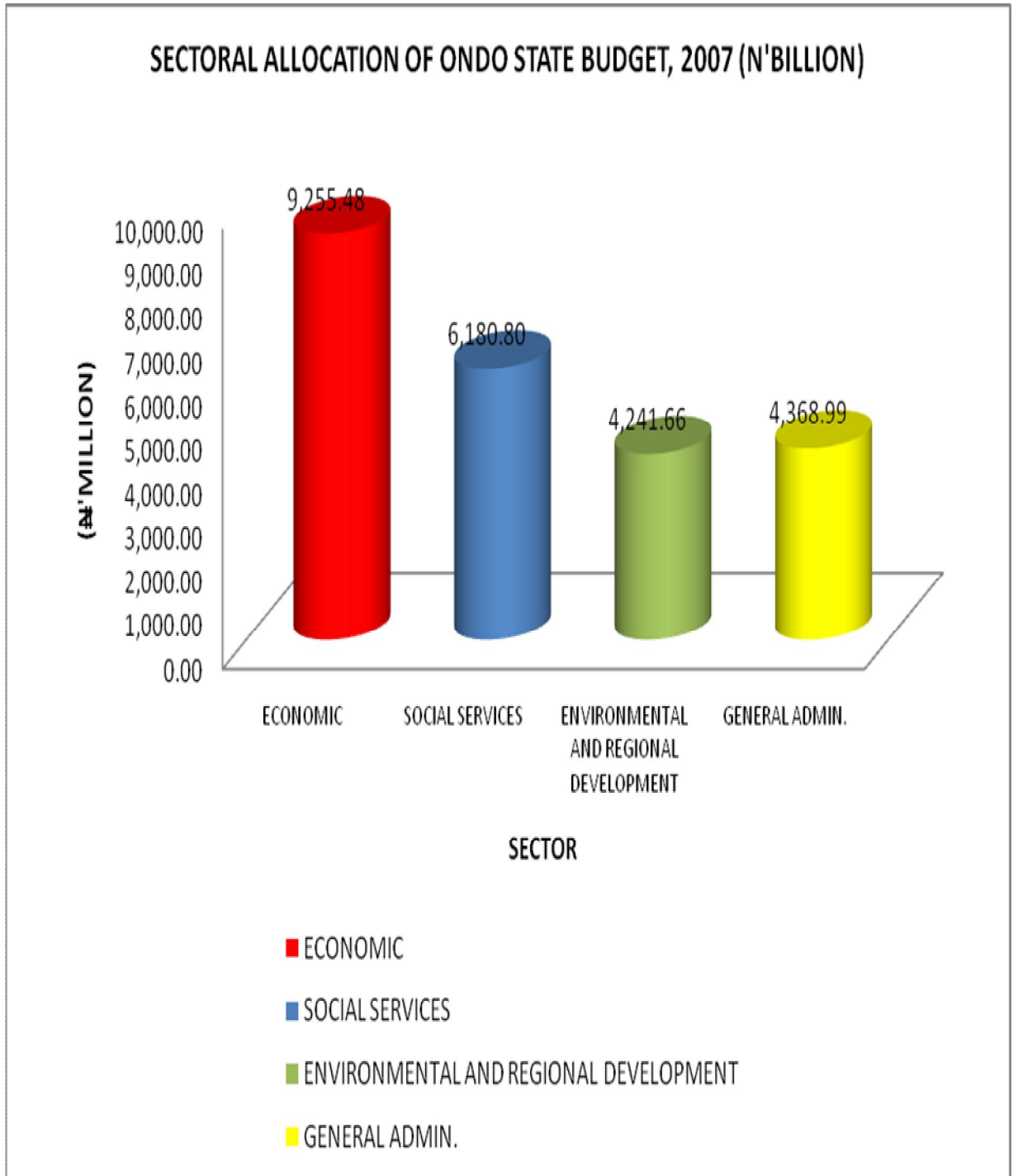


Figure 4

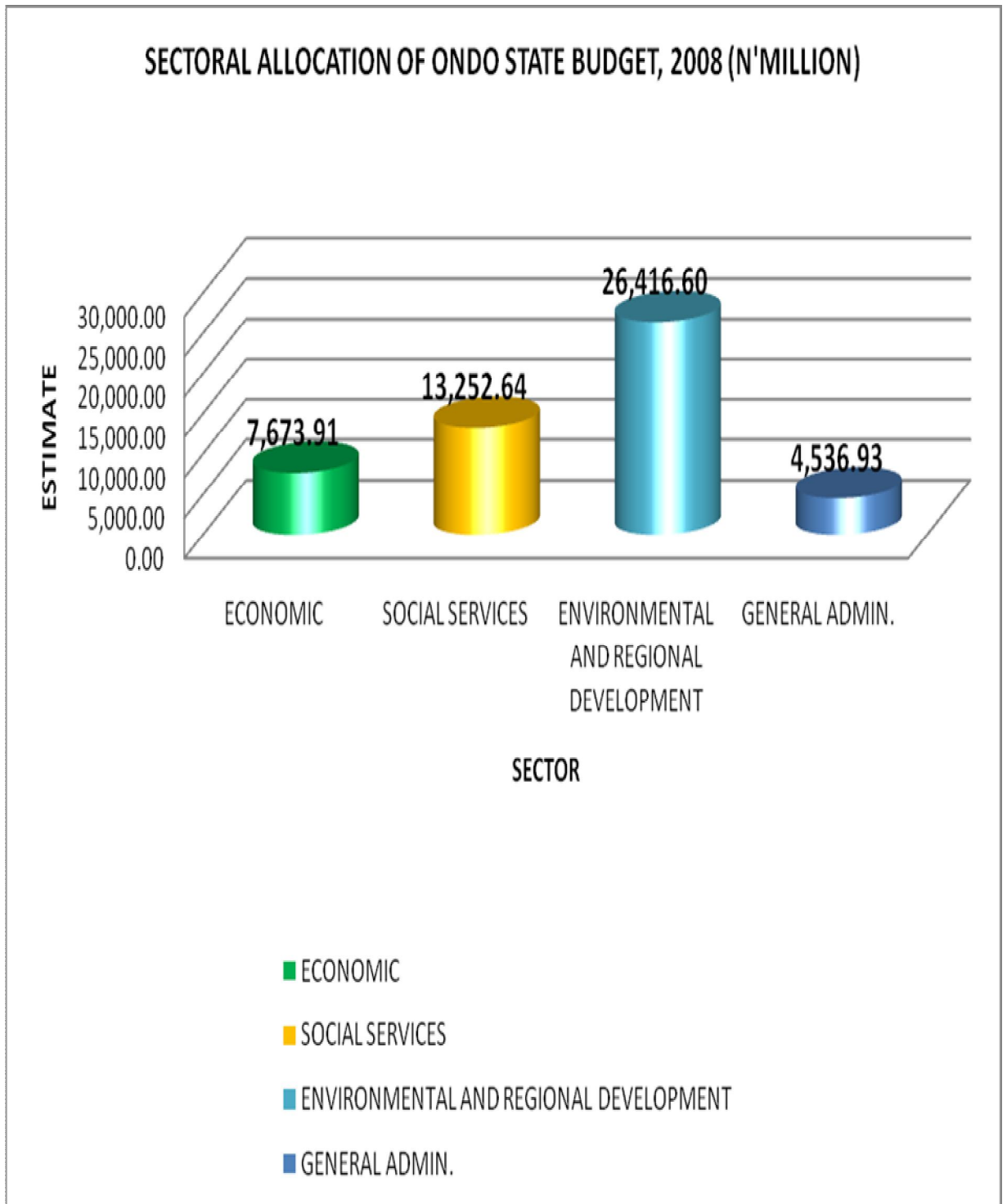


TABLE 3

BREAKDOWN OF BUDGETARY ALLOCATION TO THE ECONOMIC SECTOR
2007 AND 2008 (₦ '000)

S/N	ECONOMIC SECTOR COMPONENT	2007		2008	
		APPROVED ESTIMATE	% OF TOTAL (ECONOMIC SECTOR) ESTIMATES	APPROVED ESTIMATE	% (SECTOR) ESTIMATES
1.	AGRICULTURAL DEVELOPMENT	1,038.237	11.2	1,032.986	13.5
2.	ACCELERATED POVERTY ALLEVIATION	28.750	0.3	24.000	0.3
3.	ENERGY	441.880	4.8	890.625	11.6
4.	TRADE, INDUSTRY COOP AND TOURISM	689.864	7.5	1,047.224	13.6
5.	TRANSPORTATION	7,056.750	76.2	4,679.074	61
	TOTAL	9,255.481	100	7,673.909	100

SOURCE - ONDO STATE BOOK OF ESTIMATES 2008

NOTE: THESE FIGURES EXCLUDE SUPPLEMENTARY BUDGET

TABLE 4

**BREAKDOWN OF BUDGETARY ALLOCATION TO THE SOCIAL SERVICES
SECTOR 2007 AND 2008 (₦ '000)**

S/N	SOCIAL SERVICES SECTOR COMPONENT	2007		2008	
		APPROVED ESTIMATES	% OF TOTAL ESTIMATES	APPROVED ESTIMATES	% OF SECTOR ESTIMATES
1.	EDUCATION	4,233.668	68.5	9,468.552	71.4
2.	HEALTH	1,040.983	16.8	1,232.552	9.3
3.	INFORMATION	741.611	12.0	696.216	5.3
4.	SOCIAL DEVELOPMENT	164.534	2.7	1,855.315	14.0
	TOTAL	6,180.796	100	13,252.635	100

SOURCE: - ONDO STATE BOOK OF ESTIMATES 2008

NOTE: THESE FIGURES EXCLUDE SUPPLEMENTARY BUDGET

TABLE 5

**BREAKDOWN OF BUDGETARY ALLOCATION TO THE ENVIRONMENTAL
DEVELOPMENT SECTOR 2007 AND 2008 (₦ '000)**

S/N	ENVIRONMENTAL DEVELOPMENT SECTOR COMPONENT	2007		2008	
		APPROVED ESTIMATE	% OF TOTAL ESTIMATE	APPROVED ESTIMATE	% OF TOTAL ESTIMATE
1	TOWN PLANNING	-	-	-	-
2.	WATER SUPPLY	1,972.000	46.5	5,028.800	19
3.	SEWAGE AND DRAINAGE	425.100	10.0	253.700	1
4.	PUBLIC UTILITIES AND RESOURCES	318.910	7.5	786.700	3
6	HOUSING AND ENVIRONMENT	1,525.650	36	554.444	2
7	OSOPADEC	-	-	19,792.955	75
	TOTAL	4,241.660	100	26,416.599	100

SOURCE:- ONDO STATE BOOK OF ESTIMATES 2008

NOTE: THESE FIGURES EXCLUDE SUPPLEMENTARY BUDGET

TABLE 6

APPROVED ESTIMATES AND ACTUAL RECURRENT AND CAPITAL RECEIPTS 2007 AND 2008 (N, 'M)

S/N	YE R	RECURRENT			CAPITAL			TOTAL		
		APPROVED ESTIMATE	ACTUAL	PERFOMANCE (%)	APPROVED ESTIMATE	ACTUAL	PERFOMANCE (%)	APPROVED EASTIMATE	ACTUAL	PERFOMANCE (%)
1	2007	26.063	25.607	98.250	38.803	41.113	106	64.866	66.720	102.858
2	2008	63.663	54.116	85.004	56.130	33.326	59.373	119.793	87.442	73.609

SOURCE:- ONDO STATE BOOK OF ESTIMATE 2008

TABLE 7

MONTHLY GROSS RECEIPTS FROM FEDERATION ACCOUNT 2007

MONTH	STATUTORY ALLOCATION	MINERAL DERIVATION 18,000,000,000	VAT 2,319,405,000	EXCESS CRUDE OIL 7,000,000,000	TOTAL
JANUARY	1,348,400,625.22	1,417,173,953.19	238,554,278.22	-	3,004,128,856.63
FEBRUARY	1,503,168,124.25	1,439,982,594.59	253,842,286.94	-	3,196,993,005.78
MARCH	1,595,435,279.88	1,864,248,803.94	266,713,806.18	2,635,645,918	6,362,043,808.00
APRIL	1,517,455,419.05	1,790,825,430.38	228,498,056.76	835,031,490.51	4,371,810,396.70
MAY	1,302,862,555.67	1,513,654,262.42	286,017,637.85	1,322,152,052.37	4,424,686,508.31
JUNE	1,475,589,345.32	1,679,369,652.95	293,986,232.78	937,246,156.03	4,386,191,387.08
JULY	1,715,370,664.59	1,929,280,481.34	215,690,969.04	1,348,684,116.29	5,209,026,231.26
AUGUST	1,903,826,405.56	2,086,411,804.80	344,499,442.05	1,703,313,833.49	6,038,051,485.90
SEPTEMBER	1,876,426,949.78	2,119,435,521.28	244,036,260.80	41,320,325.52	4,281,219,057.38
OCTOBER	1,514,964,298.75	1,574,949,409.65	352,116,116.84	871,663,212.29	4,313,693,037.53
NOVEMBER	1,737,433,000.94	1,556,749,981.82	296,142,299.71	334,381,614.54	3,924,706,897.01
DECEMBER	2,015,584,450.94	2,140,192,738.52	296,118,039.81	8,208,887,468,397	2,506,054,936.94
TOTAL	19,506,517,119.95	21,112,274,634.88	3,316,215,426.98	8,218,916,907,116	52,018,605,608.52

SOURCE: ACCOUNTANT GENERAL'S OFFICE

TABLE 8**MONTHLY GROSS RECEIPT, FROM FEDERATION ACCOUNT, 2008**

S/N	MONTH	EXCESS CRUDE OIL	TOTAL	40% MIERAL DERIVATION	VAT. ALLOCATION	MINERAL DERIVATION
1	JANUARY	1,734,339,550.15	66,507,533.99	1,667,832,016.16	367,579,188.09	1,792,311,958.53
2.	FEBRUARY	1,578,481,817.37	66,507,533.99	1,511,974,283.38	351,887,489.47	1,585,161,083.61
3.	MARCH	1,626,951,286.57	66,507,533.99	1,560,443,752.58	342,419,105.30	1,699,151,704.22
4.	APRIL	2,424,000,508.80	17,576,003.25	2,406,424,505.55	377,977,284.12	2,658,831,963.85
5.	MAY	2,014,972,299.05	17,861,643.28	1,997,110,655.77	296,123,299.60	2,197,565,491.04
6.	JUNE	1,899,029,674.75	17,576,003.25	1,881,453,671.50	370,269,648.94	2,023,222,826.81
7.	JULY	2,506,152,494.35	17,576,003.25	2,488,576,491.10	386,617,054.28	2,628,556,106.67
8.	AUGUST	1,962,355,046.86	17,576,003.25	1,944,779,043.61	384,863,662.13	1,975,010,565.49
9.	SEPTEMBER	2,241,581,083.68	17,576,003.25	2,224,005,080.43	432,496,099.58	2,292,505,729.57
10.	OCTOBER	1,996,100,038.99	17,576,003.25	1,978,524,035.74	326,997,175.75	2,117,615,538.03
11.	NOVEMBER	1,920,273,782.50	17,576,003.25	1,902,697,779.25	365,466,025.87	1,935,260,892.18
12.	DECEMBER	1,801,118,977.55	17,576,003.25	1,783,542,974.30	390,566,672.92	1,713,954,301.14
	TOTAL	23,705,356,560.62	357,992,271.25	23,347,364,289.37	3,664,613,611.523	24,619,148,161.14

SOURCE: ACCOUNTANT GENERAL'S OFFICE

TABLE 8 Contd

MONTHLY GROSS RECEIPT, FROM FEDERATION ACCOUNT, 2008

S/N	MONTH	EXCESS CRUDE OIL	TOTAL	40% MINERAL DERIVATION	AVAILABLE FUND
1	JANUARY	0	3,827,723,162.78	716,924,783.41	3,110,798,379.37
2.	FEBRUARY		3,449,022,856.46	634,064,433.44	2,814,958,423.02
3.	MARCH	3,135,264,718.94	6,737,279,281.04	1,233,567,705.98	5,503,711,575.06
4.	APRIL		5,443,233,753.52	1,063,532,785.54	4,379,700,967.98
5.	MAY	5079338070.39	9,570,137,516.80	1,083,364,274.46	8,486,773,242.34
6.	JUNE	1,176,887,449.05	5,451,833,596.30	1,073,968,369.91	4,377,865,226.39
7.	JULY	14,527,731,575.63	20,031,481,227.68	1,051,422,442.67	18,980,058,785.01
8.	AUGUST	1,054,151,302.29	5,358,804,573.52	790,004,226.20	4,568,800,347.32
9.	SEPTEMBER	421,019,777.05	5,370,026,686.63	917,002,291.83	4,453,024,394.80
10.	OCTOBER	961,549,091.89	5,384,685,841.41	1,063,296,360.71	4,321,389,480.70
11.	NOVEMBER	1,147,631,699.24	5,351,056,396.54	1,032,204,046.25	4,318,852,350.29
12.	DECEMBER	1,429,475,341.56	5,317,539,289.92	1,007,067,386.87	4,310,471,903.05
	TOTAL	28,933,049,026.04	81,292,824,182.6	11666419107.27	69626405075.33

SOURCE: ACCOUNTANT GENERAL'S OFFICE

TABLE 9

**PERCENTAGE ANALYSIS OF RECURRENT REVENUE OF THE ONDO
STATE GOVERNMENT IN 2007 (₦)**

MONTH	INTERNALLY GENERATED REVENUE	STATUTORY ALLOCATION	TOTAL REVENUE	IGR AS PERCENTAGE OF TOTAL REVENUE
JANUARY	225,144,267.64	1,348,400,625.22	1,573,544,892.86	14.3
FEBRUARY	124,794,868.95	1,503,168,124.25	1,627,962,993.20	7.7
MARCH	278,716,066.47	1,595,435,279.88	1,874,151,346.35	14.9
APRIL	172,663,436.81	1,517,455,419.05	1,690,118,855.86	10.2
MAY	249,655,048.60	1,302,862,555.67	1,552,517,604.27	16.1
JUNE	161,826,151.12	1,475,589,345.32	1,637,415,496.44	9.9
JULY	223,977,609.58	1,715,370,664.59	1,939,348,274.17	11.5
AUGUST	238,130,468.07	1,903,826,405.56	2,141,956,873.63	11.1
SEPTEMBER	208,254,266.24	1,876,426,949.78	2,084,681,216.02	10
OCTOBER	407,422,002.60	1,514,964,298.75	1,922,386,301.35	21.2
NOVEMBER	263,552,202.02	1,737,433,000.94	2,000,985,202.96	13.2
DECEMBER	235,634,539.29	2,015,584,450.94	2,251,218,990.23	10.5
TOTAL	2,789,770,927.39	19,506,517,119.95	22,296,288,047.34	12.5

SOURCE: - ONDO STATE BOARD OF INTERNAL REVENUE

NOTE: - The figures exclude those of the Parastatals. They are revenue returns rendered to the Board by Ministries.

TABLE 10

PERCENTAGE ANALYSIS OF RECURRENT REVENUE OF THE ONDO STATE GOVERNMENT IN 2008 (₦)

MONTH	INTERNALLY GENERATED REVENUE FOR 2008	STATUTORY ALLOCATION 20008	TOTAL REVENUE	IGR AS PERCENTAGE OF TOTAL REVENUE
JANUARY	366,667,948.75	1,734,339,550.15	2,101,007,498.90	17.45
FEBRUARY	219,633,580.13	1,578,481,817.37	1,798,115,397.50	12.41
MARCH	231,105,614.20	1,626,951,286.57	1,858,056,900.77	12.44
APRIL	200,743,595.28	2,424,000,508.80	2,624,744,104.08	7.65
MAY	242,489,131.28	2,014,972,299.05	2,257,461,430.33	10.74
JUNE	345,704,260.36	1,899,029,674.75	2,244,733,935.11	15.40
JULY	416,122,097.83	2,506,152,494.35	2,922,274,592.18	14.24
AUGUST	245,289,666.44	1,962,355,046.86	2,207,644,713.30	11.11
SEPTEMBER	541,760,838.98	2,241,581,083.68	2,783,341,922.66	19.46
OCTOBER	506,367,641.85	1,996,100,038.99	2,502,467,680.84	20.23
NOVEMBER	313,675,349.91	1,920,273,782.50	2,233,949,132.41	14.04
DECEMBER	343,206,887.90	1,801,118,977.55	2,144,325,865.45	16.01
TOTAL	3,972,766,612.91	23,705,356,560.62	27,678,123,173.53	14.35

SOURCE: - ONDO STATE BOARD OF INTERNAL REVENUE

NOTE: - The figures exclude those of the Parastatals. They are revenue returns to rendered the Board by Ministries.

TABLE 11

ONDO STATE MONTHLY STATUTORY ALLOCATIONS 2007

S/N	MONTH	(₦)		
		BUDGET	ACTUAL	% ACHIEVEMENT
1.	JANUARY	1,600,000,000	1,348,400,625.22	84.28
2.	FEBRUARY	1,600,000,000	1,503,168,124.25	93.95
3.	MARCH	1,600,000,000	1,595,435,279.88	99.71
4.	APRIL	1,600,000,000	1,517,455,419.05	94.84
5.	MAY	1,600,000,000	1,302,862,555.67	81.43
6.	JUNE	1,600,000,000	1,475,589,345.32	92.22
7.	JULY	1,600,000,000	1,715,370,664.59	107.21
8.	AUGUST	1,600,000,000	1,903,826,405.56	118.99
9.	SEPTEMBER	1,600,000,000	1,876,426,949.78	117.28
10.	OCTOBER	1,600,000,000	1,514,964,298.75	94.69
11.	NOVEMBER	1,600,000,000	1,737,433,000.94	108.59
12.	DECEMBER	1,600,000,000	2,015,584,450.94	125.97
	TOTAL	19,200,000,000	19,506,517,119.95	101.60

SOURCE: ACCOUNTANT GENERAL'S OFFICE, AKURE

TABLE 12

ONDO STATE MONTHLY STATUTORY ALLOCATIONS 2008

MONTH	BUDGET (₦)	ACTUAL (₦)	% ACHIEVEMENT
JANUARY	2,166,666,666.66	1,734,339,550.15	80.05
FEBRUARY	2,166,666,666.66	1,578,481,817.37	72.85
MARCH	2,166,666,666.66	1,626,951,287.57	75.09
APRIL	2,166,666,666.66	2,424,000,508.80	111.88
MAY	2,166,666,666.66	2,014,972,299.05	93.00
JUNE	2,166,666,666.66	1,899,029,674.75	87.65
JULY	2,166,666,666.66	2,506,152,494.35	115.67
AUGUST	2,166,666,666.66	1,962,355,046.86	90.57
SEPTEMBER	2,166,666,666.66	2,241,581,083.68	103.46
OCTOBER	2,166,666,666.66	1,996,100,038.99	92.13
NOVEMBER	2,166,666,666.66	1,920,273,782.50	88.63
DECEMBER	2,166,666,666.74	1,801,118,977.55	83.13
TOTAL	26,000,000,000.00	23,705,356,561.62	91.17

SOURCE: ACCOUNTANT GENERAL'S OFFICE, AKURE

TABLE 13**REVENUE ESTIMATES OF THE ONDO STATE GOVERNMENT 2007 & 2008**

S/N	REVENUE SOURCES	2007 (₦)			2008 (₦)		
		ESTIMATES	ACTUAL	PERFORMANCE %.	ESTIMATES JAN-DEC	ACTUAL JAN-JULY	PERFORMANCE (%)
1.	Taxes	1,706,000,000.00	1,637,897,030.31	96.01	1,850,000,000.00	732,840,692.40	39.61
2.	Fines and Fees	404,580,000.00	260,942,483.99	64.50	426,198,000.00	70,243,289.60	16.48
3.	Licences	161,550,000.00	46,009,291.26	28.48	125,900,000.00	37,867,935.00	30.08
4.	Earning And Sales	436,587,830.00	243,834,590.65	55.85	398,316,000.00	144,822,046.90	36.36
5.	Rent on Govt. Quart.	108,024,000.00	126,724,909.25	117.31	258,914,000.00	21,557,998.00	8.33
6.	Interests & Dividend Son Govt. Invt.	100,000,000.00	249,394,539.50	249.39	100,000,000.00	190,732,943.21	190.73
7.	Re-Imbursement	NA	NA	NA	NA	NA	NA
8.	Reciepts from Federation Account	48,342,884,000.00	47,762,650,343.60	98.80	46,519,405,000.00	25,745,853,962.46	55.34
9	Miscellaneous	5,193,970,000.00	996,292,000.00	19.18	3,158,643,000.00	525,000,000.00	16.62
	TOTAL	56,453,595,830	49,424,905,674.26	729.52	50,987,376,000	27,468,918,867.57	

SOURCE:- ONDO STATE BOOK OF ESTIMATES, 2008.

TABLE 14

MONTHLY INTERNALLY GENERATED REVENUE BY MONTH 2007

S/N	MONTH	INTERNALLY GENERATED REVENUE (₦)		% ACHIEVEMENT
		APPROVED ESTIMATE	ACTURAL IGR COLLECTED	
1.	JANUARY	245,603,166.66	225,144,267.64	91.7
2.	FEBRUARY	245,603,166.66	124,794,868.95	50.8
3.	MARCH	245,603,166.66	278,716,066.47	113.5
4.	APRIL	245,603,166.66	172,663,436.47	70.3
5.	MAY	245,603,166.66	249,655,048.60	101.6
6.	JUNE	245,603,166.66	161,826,151.12	65.9
7.	JULY	245,603,166.66	223,977,609.58	91.2
8.	AUGUST	245,603,166.66	238,254,266.24	97.0
9.	SEPTEMBER	245,603,166.66	208,254,266.24	84.8
10.	OCTOBER	245,603,166.66	407,422,002.60	165.9
11.	NOVEMBER	245,603,166.66	263,552,202.02	107.3
12.	DECEMBER	245,603,166.66	235,634,539.29	95.9
	TOTAL	2,947,237,999.92	2,789,894,725.22	94.7

SOURCE : Board of Internal Revenue, Akure

Figure 5

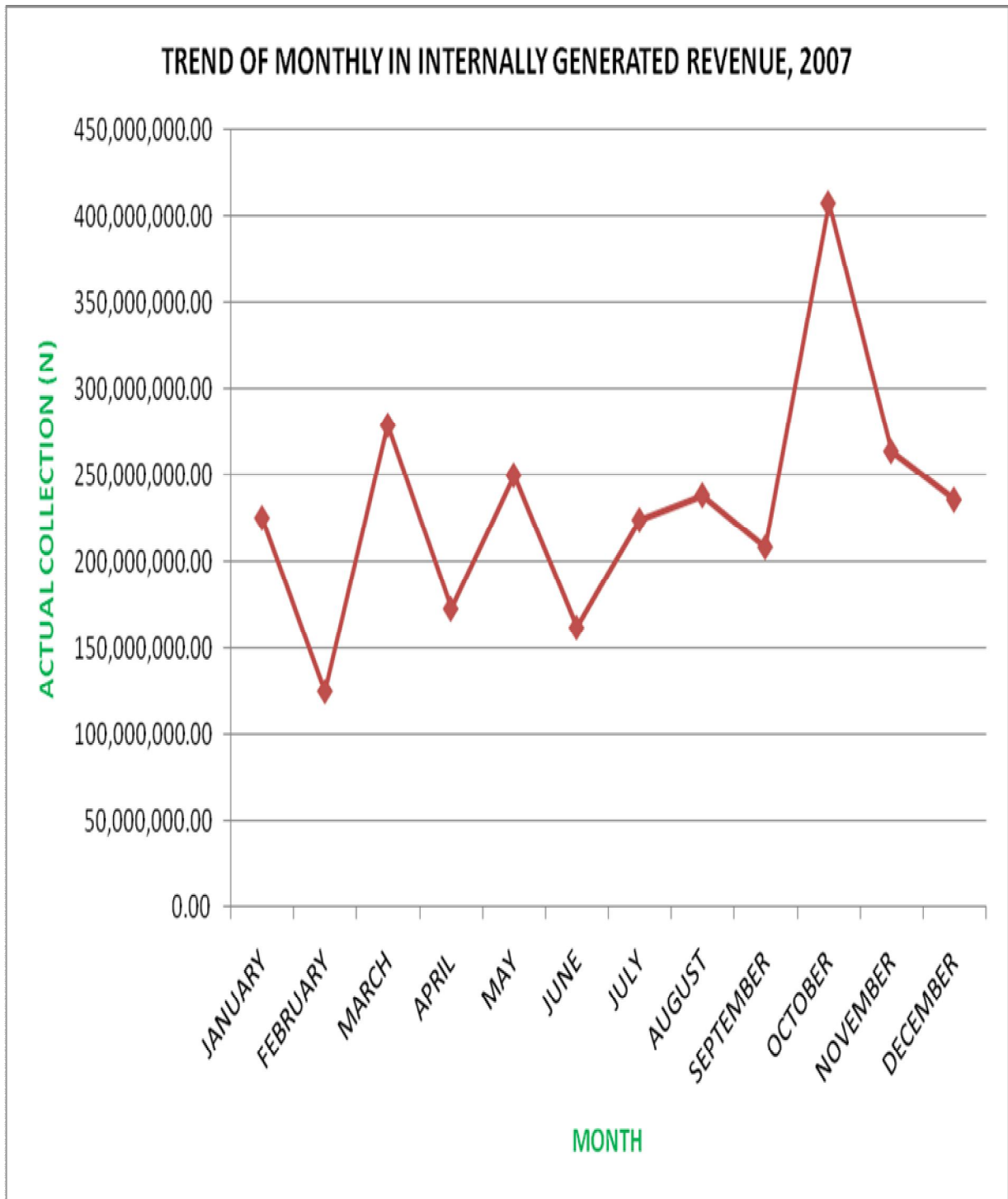


TABLE 15

MONTHLY INTERNALLY GENERATED REVENUE BY MONTH, 2008

S/N	MONTH	INTERNALLY GENERATED REVENUE (₦)		% ACHIEVEMENT
		APPROVED ESTIMATE	ACTRAL IGR COLLECTED	
1.	JANUARY	266,610,750.00	366,667,948.75	137.5
2.	FEBRUARY	266,610,750.00	219,633,580.13	82.4
3.	MARCH	266,610,750.00	231,105,614.20	86.7
4.	APRIL	266,610,750.00	200,743,595.28	75.3
5.	MAY	266,610,750.00	242,489,131.28	91.0
6.	JUNE	266,610,750.00	345,704,260.36	129.7
7.	JULY	266,610,750.00	416,122,097.83	156.0
8.	AUGUST	266,610,750.00	245,289,666.44	92.0
9.	SEPTEMBER	266,610,750.00	541,760,838.98	203.2
10.	OCTOBER	266,610,750.00	506,367,641.85	189.7
11.	NOVEMBER	266,610,750.00	313,675,349.91	117.7
12.	DECEMBER	266,610,750.00	343,206,887.90	128.7
	TOTAL	3,199,329,000.00	3,972,766,612.91	124.2

SOURCE: Board of Internal Revenue

Figure 6

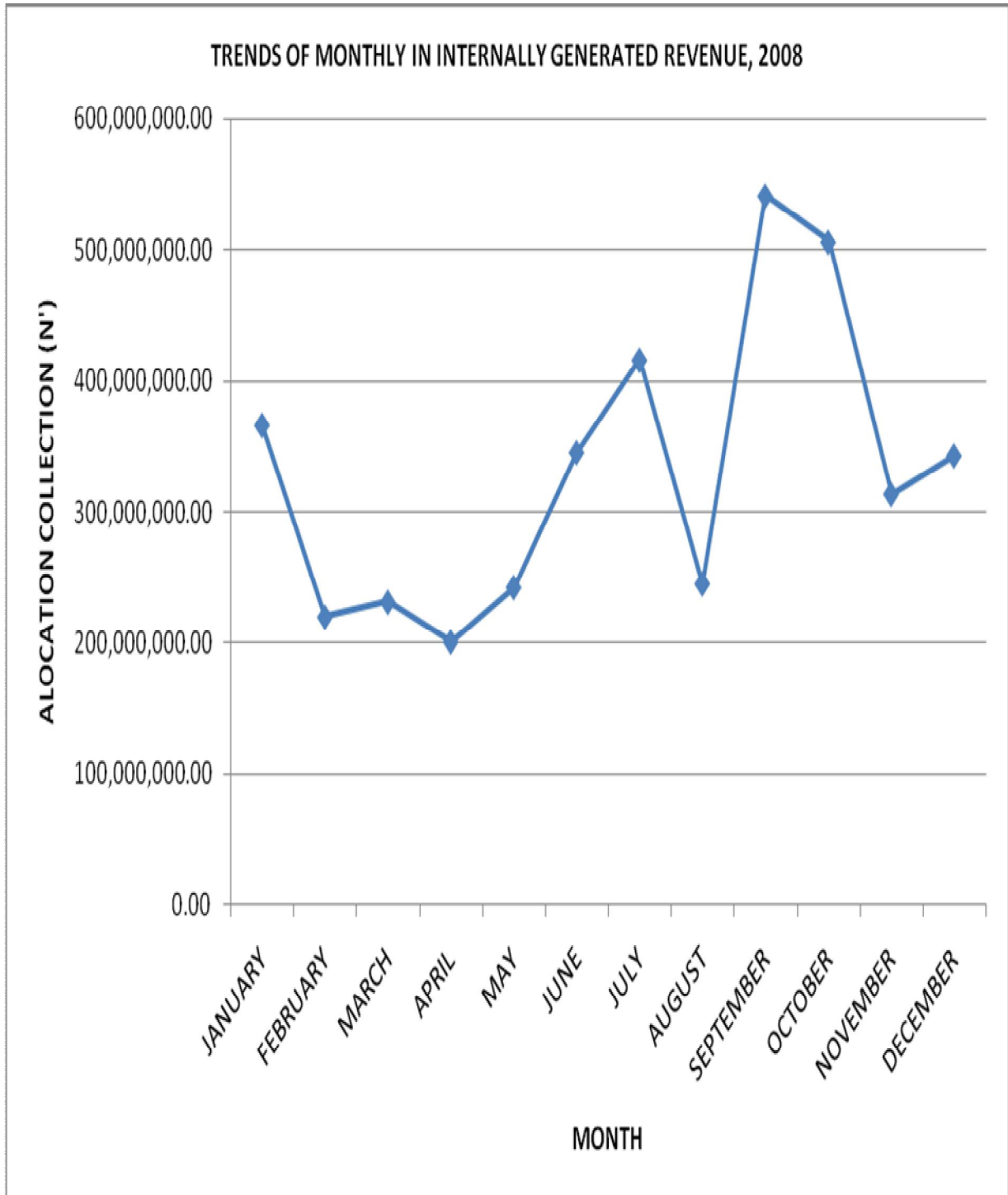


Figure 7

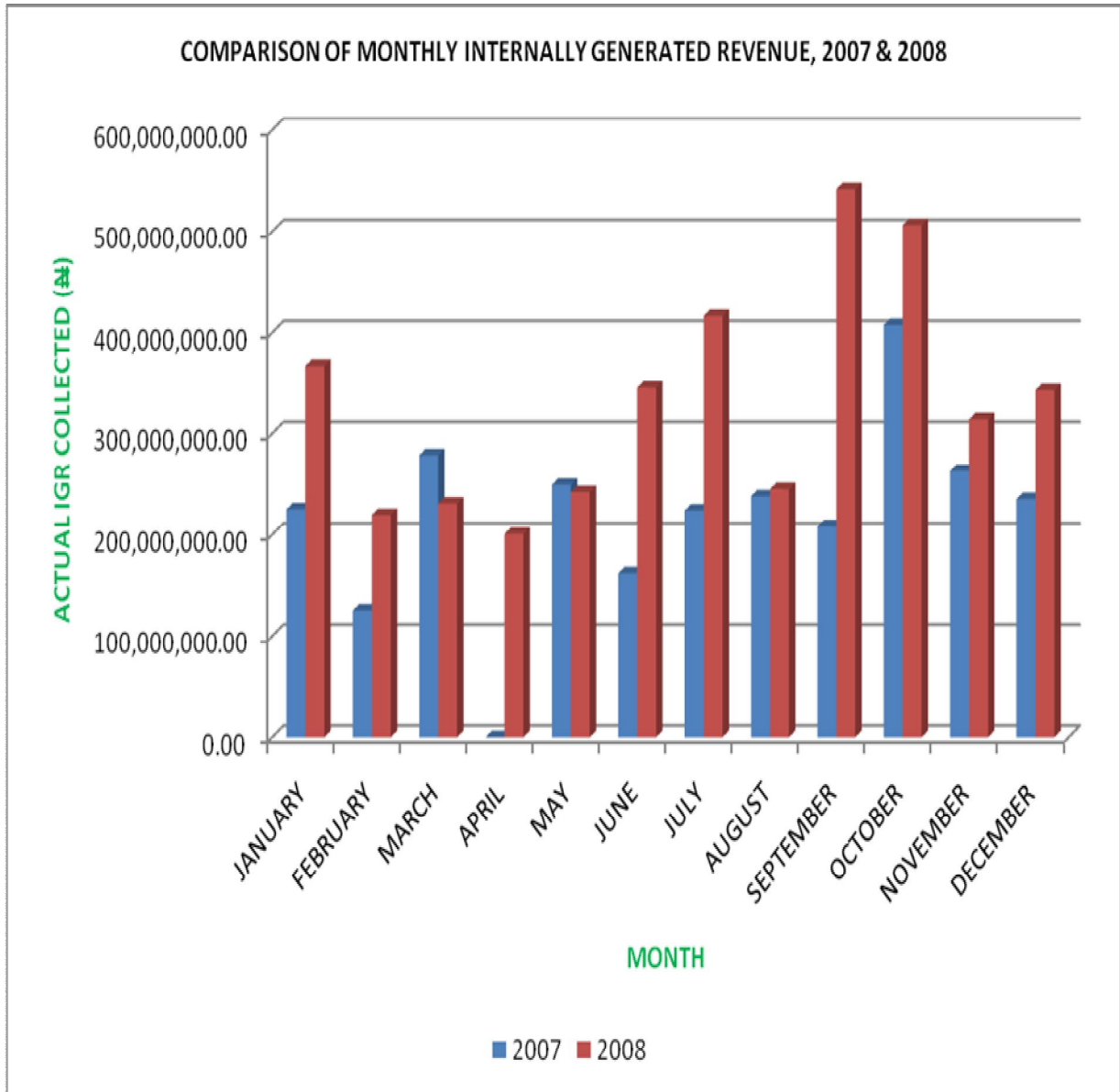


TABLE 16

**PERCENTAGE ANALYSIS OF MONTHLY INTERNALLY
GENERATED REVENUE ,2007**

S/N	MONTH	INTERNALLY GENERATED REVENUE 2007 (₦)	% OF TOTAL INTERNALLY GENERATED REVENUE
1.	JANUARY	225,144,267.64	8
2.	FEBRUARY	124,794,868.95	4
3.	MARCH	278,716,066.47	10
4.	APRIL	172,663,436.81	6
5.	MAY	249,655,048.60	9
6.	JUNE	161,826,151.12	6
7.	JULY	223,977,609.58	8
8.	AUGUST	238,130,468.07	9
9.	SEPTEMBER	208,254,266.24	8
10.	OCTOBER	407,422,002.60	15
11.	NOVEMBER	263,552,202.02	9
12.	DECEMBER	235,634,539.29	8
	TOTAL	2,789,770,927.39	100
	AVERAGE PER MONTH	232,480,910.62	
	HIGHEST	407,422,002.60 (OCTOBER)	
	LOWEST	124,794,868.95 (FEBRUARY)	

SOURCE: - BOARD OF INTERNAL REVENUE, AKURE

NOTE: THE FIGURES EXCLUDE THOSE OF MINISTRIES, DEPARTMENTS AND AGENCIES IN THE STATE

TABLE 17

PERCENTAGE ANALYSIS OF MONTHLY INTERNALLY GENERATED REVENUE OF THE ONDO STATE GOVERNMENT IN 2008

S/N	MONTH	INTERNALLY GENERATED REVENUE 2008 (₦)	% OF TOTAL INTERNALLY GENERATED REVENUE
1.	JANUARY	366,667,948.75	9.2
2.	FEBRUARY	219,633,580.13	5.5
3.	MARCH	231,105,614.20	5.8
4.	APRIL	200,743,595.28	5.1
5.	MAY	242,489,131.28	6.1
6.	JUNE	345,704,260.36	8.7
7.	JULY	416,122,097.83	10.5
8.	AUGUST	245,289.666.44	6.2
9.	SEPTEMBER	541,760,838.98	13.3
10.	OCTOBER	506,367,641.85	12.5
11.	NOVEMBER	313,675,349.91	7.8
12.	DECEMBER	343,206,887.90	8.6
	TOTAL	3,972,766,612.91	100.0
	AVERAGE PER MONTH	331,063,884.40	
	HIGHEST	541,760,838.98 (SEPTEMBER)	
	LOWEST	200,743,595.28 (APRIL)	

SOURCE: - STATE BOARD OF INTERNAL REVENUE

NOTE: THE FIGURES EXCLUDE THOSE OF MINISTRIES AND THE PARASTATALS IN THE STATE

TABLE 18

**SUMMARY OF INTERNALLY GENERATED REVENUE BY MINISTRIES,
DEPARTMENTS AND AGENCIES, 2007**

S/N	SOURCE	REVENUE (₦)		%
	MINISTRY/DEPT./AGENCY	APPROVED ESTIMATE	ACTUAL REVENUE COLLECTED	
1.	Ondo State House Of Assembly	1,024,000.00	625,220.00	61.1
2.	Board of Internal Revenue	2,100,000,000.00	1,816,489,767.38	86.5
3.	Ministry of Agric, Fisheries And Forestry Resources	537,226,000.00	291,281,917.47	54.2
4.	Agric. Development Project	24,210,000.00	3,309,210.00	13.7
5.	Ministry of Justice	18,750,000.00	23,208,186.89	123.8
6.	Ministry of Commerce And Industry	400,000.00	1,277,685.00	319.4
7.	Ministry of Health	2,455,000.00	2,249,680.00	91.6
8.	Hospital Management Board	450,000.00	934,650.00	207.7
9.	Ministry of Education	29,850,000.00	26,954,871.49	90.3
10.	Dept. of Estab And Managements Services	2,200,000,00	2,188,405.00	99.5
11.	General Administration Dept.	800,000.00	1,295,620.00	162.0
12.	Ondo State Liaison Office, Abuja	272,000.00	249,705.00	91.8
13.	Christian Welfare Board	350,000.00	776,000.00	221.7
14.	Muslim Welfare Board	310,000.00	892,000.00	287.8
15.	Ondo State Liasion Office, Lagos	55,000.00	20,000.00	36.4
16.	Cabinet And Special Services	80,000.00	214,900.00	268.6
17.	Ondo State Pensions Board	170,000.00	134,000.00	78.8
18.	Dept of Chieftaincy Affairs	260,000.00	0	0
19.	Government House And Protocol	200,000.00	1,493,430.00	746.7
20.	Ministry of Finance And Planning	150,500,000.00	513,914,698.92	341.5
21.	Pools Betting And Lotteries Board	5,000,000.00	2,584,915.00	51.7

TABLE 18 CONTD

S/N	SOURCE	REVENUE (₦)		%
	MINISTRY/DEPT./AGENCY	APPROVED ESTIMATE	ACTUAL REVENUE COLLETED	
22.	Ministry Of Works, Land And Housing	13,000,000.00	60,521,993.09	465.6
23.	State Audit Department	250,000.00	1,359,670.00	543.9
24.	Local Government Audit Dept.	1,020,000.00	975,722.00	95.7
25.	The Judiciary	7,150,000.00	5,589,045.50	78.2
26.	Judicial Service Commission	205,000.00	160,010.00	78.1
27.	Ministry of Information And Sports	600,000.00	412,825.00	68.8
28.	Ministry of Women Affairs, Youth And Social Dev.	1,380,000.00	1,651,100.00	119.7
29.	Agency For Adult & Non-Formal Education	665,000.00	1,651,100.00	248.3
30.	Civil Service Commission	120,000.00	619,100.00	515.9
31.	Teaching Service Commission	50,000.00	564,900.00	1129.8
32.	Ministry of Special Duties	990,000.00	1,756,550.00	177.4
33.	Ondo State Indep. Electoral Comm.	28,566,000.00	440,000.00	1.54
34.	Project and Prices Monitoring Unit	50,000.00	3,023,640.00	6047.3
35.	Ondo State Micro Credit Agency	50,000.00	80,000.00	160
36.	Ministry of Culture and Tourism	1,400,000.00	65,000.00	4.65
37.	Government Printing Press	9,000,000.00	338,060.00	3.8
38.	Ondo State Scholarship Board	5,550,000.00	6,709,995.00	120.9
39.	Board of Technical And Vocational Education	1,000,000.00	845,890.00	84.6
40.	Ondo State Boundary Commission	20,000.00	835,000.00	417.5

TABLE 18 CONTD

S/N	SOURCE	REVENUE (₦)		%
	MINISTRY/DEPT./AGENCY	APPROVED ESTIMATE	ACTUAL REVENUE COLLETED	
41.	Ondo State Law Commission	60,000.00	25,000.00	41.7
42.	Board of Tourism	550,000.00	55,000.00	10
43.	State Universal Basis Education Board	1,000,000.00	919,532.00	92.0
44.	Political And Economic	NA	5,000.00	-
45.	SITDEC	NA	145,000.00	-
	TOTAL	2,947,238,000.00	2,778,843,994.74	94.3

SOURCE: - BOARD OF INTERNAL REVENUE, AKURE

TABLE 19

SUMMARY OF INTERNALLY GENERATED REVENUE, 2008

S/N	SOURCE	REVENUE (₦)		%
	MINISTRY/DEPT./PARASTATAL	APPROVED ESTIMATE	ACTUAL REVENUE	
1.	Ondo State House of Assembly	1,230,000.00	210,000.00	17.1
2.	Board of Internal Revenue	2,300,000,000.00	2,217,333,285.30	96.4
3.	Ministry of Agric, Fisheries And Forestry Resources	472,909,000.00	440,875,515.54	93.2
4.	Agric. Development Project	10,885,000.00	5,692,400.00	52.3
5.	Ministry of Justice	30,250,000.00	51,214,044.46	169.3
6.	Ministry of Commerce And Industry	600,000.00	779,135.00	129.9
7.	Ministry of Health	3,680,000.00	3,615,605.00	98.3
8.	Hospital Management Board	500,000.00	1,239,374.00	247.9
9.	Ministry of Education	16,190,000.00	20,444,879.20	126.3
10.	Ministry of Youths and Sport	200,000.00	110,000.00	55
11.	Dept. of Estab And Managements Services	3,200,000.00	2,377,280.00	74.3
12.	General Administration Dept.	1,000,000.00	2,921,140.00	292.1
13.	Ondo State Liaison offices, Abuja	250,000.00	62,750.00	25.1
14.	Christian Welfare Board	500,000.00	559,406.00	111.9
15.	Muslim Welfare Board	520,000.00	870,000.00	167.3
16.	Ondo State Liasion Office, Lagos	70,000.00	-	0
17.	Cabinet And Special Services	80,000.00	2,335,938.00	29.2
18.	Ondo State Pensions Board	170,000.00	55,100.00	32.4

TABLE 19 Contd

S/N	SOURCE	REVENUE (₦)		%
	MINISTRY/DEPT./PARASTATAL	APPROVED ESTIMATE	ACTUAL REVENUE	
19.	Dept of Chieftaincy Affairs	340,000.00	51,885.00	15.3
20.	Government House and Protocol	400,000.00	-	0
21.	Ministry of Finance and Planning	300,900,000.00	2,095,640.60	0.7
22.	Pools Betting and Lotteries Board	5,000,000.00	3,950,000.00	79
23.	Ministry of Works, Land and Housing	15,600,000.00	19,339,520.00	124.0
24.	Ministry of Land and Housing & Environment	590,000.00	-	0
25.	State Audit Department	250,000.00	2,292,050.00	916.8
26.	Local Government Audit Dept.	1,020,000.00	653,173.40	64.0
27.	The Judiciary	7,150,000.00	8,106,294.00	113.4
28.	Judiciary Service Commission	230,000.00	229,060.00	99.6
29.	Ministry of Info Orientation & Mobilization	650,000.00	2,595,920.00	399.4
30.	Ministry of Women Affairs, Youth and Social Dev.	2,000,000.00	2,500,680.00	125.0
31.	Agency For Adult Education	740,000.00	291,500.00	39.4
32.	Civil Service Commission	150,000.00	238,500.00	159
33.	Teaching Service Commission	50,000.00	652,700.00	1305.4
34.	Ministry of Special Duties	100,000.00	1,260,000.00	1260
35.	Ondo State Indep. Electoral Comm.	300,000.00	265,397.20	88.5
36.	Project And Prices Monitoring Unit	60,000.00	-	0
37.	Ondo State Micro Credit Agency	30,000.00	15,000.00	50
38.	Ministry of Culture and Tourism	2,000,000.00	832,400.00	41.6

TABLE 19 Contd

S/N	SOURCE	REVENUE (₦)		
	MINISTRY/DEPT./PARASTATAL	APPROVED ESTIMATE	ACTUAL REVENUE	
39.	Government Printing Press	9,000,000.00	7,287,405.96	81.0
40.	Ondo State Scholarship Board	5,550,000.00	3,439,440.00	62.0
41.	Board of Technical and Vocational Education	1,000,000.00	913,600.00	91.4
42.	Ondo State Boundary Commission	20,000.00	10,000.00	50
43.	Ondo State Law Commission	80,000.00	110,000.00	137.5
44.	Board of Tourism	650,000.00	259,800.00	40.0
45.	State Universal Basis Education Board	3,000,000.00	3,881,032.00	129.4
46.	Political and Economic	20,000.00	-	0
47.	SITDEC	100,000.00	-	0
48.	Ondo State Action Committee on AIDS	100,000.00	30,000.00	30
49.	Nigeria National Volunteer Service Unit	15,000.00	-	0
50.	Accountant General	-	-	0
51.	Dividends on Investment	-	113,486,504.43	0
52.	Intrests of Fixed Deposits	-	759,353,310.00	0
53.	Rent on Govt. Properties	-	240,703,620.02	0
54.	Rent on Govt. Quarters	-	-	0
55.	Land and Housing	-	47,137,327.80	0
	GRAND TOTAL	3,199,329,000.00	3,872,677,612.91	124.2

SOURCE: - BOARD OF INTERNAL REVENUE, AKURE

TABLE 20

**DETAILS OF TAXES/LEVIES AND RATES BY ONDO STATE BOARD OF
INTERNAL REVENUE**

S/N	TAX	RATES
1.	Pay As You Earn	On Chargeable Income of individuals in Employment (PAYE) and Self Employed
2.	Direct Assessment	First N30,000.00 @ 5% Next N30,000.00 @ 10% Next N50,000.00 @ 15% Next N50,000.00 @ 20% Above N160,000.00 @ 25%
3.	Development Levies	N200.00 – N1,000.00
4.	Stamp Duties	
i.	Flat Rates Charges: Original Copy Extra Copy	N100.00 – N1,000.00 N20.00 – N50.00
ii.	Advalorem Charges	N1.00 – N6.00 on every N50.00 – N200.00
iii.	Non-Chargeable Instruments	Free
5.	Road Traffic Exam Fees	
i.	Motor Cycle	N 300.00
ii.	Motor Vehicle	Between N1,000.00 – N3,000.00
6.	Driver License	N3,000.00
7.	Vehicle License/Levies	
i.	Motor Cycle	N 500.00
ii	Private Motor Vehicle	Between N1,000.00 – N2,500.00
iii	Commercial Motor Vehicle	Between N1,000.00 – N5,000.00
8.	M/Vehicle Reg. Fees	
I	Motor Cycle	N1,000.00

TABLE 20 CONTD

S/N	TAX	RATES
ii	Motor Vehicle	Between N2,500.00 – N5,000.00
9	Withholding Taxes	
i	Dividends, Interest and Rent	10%
ii	Royalties	15%
iii	Contracts, Commissions, Consultancy, Directors' Fees (Individuals)	5%
10.	Vehicle Reg. Booklet	N1,000.00
11	Capital Gains Tax	10% of chargeable Gain
12	Drivers/Cond Badges & Okada Identity lags	Not Applicable
13	Number Plate	
i	Motor Cycle	N2,000.00
ii	Motor Vehicle	N5,000.00
14	Business Premises	
i	Registration- Urban Areas	N10,000.00 Per annum
ii	Renewal- Urban Areas	N5,000.00 Per annum
iii	Registration-Rural Areas	N2,00.00 Per annum
iv	Renewal- Rural Areas	N1,000.00 Per annum
15	Stickers	
i	Hackney Permit-Motor Cycle	N500.00
ii	Hackney Permit – Motor Vehicle	Between N1,300.00 – N3,800.00

SOURCE:- BOARD OF INTERNAL REVENUE, AKURE

TABLE 21

DETAILS OF REVENUE FROM TAXES BY MONTH 2007 AND 2008

S/N	MONTH	AMOUNT (₦)	
		2007	2008
1.	JANUARY	165,988,913.88	366,667,948.75
2.	FEBRUARY	80,763,186.97	219,633,580.13
3.	MARCH	164,492,201.73	321,105,614.20
4.	APRIL	123,158,223.38	200,743,595.28
5.	MAY	185,105,068.63	242,489,131.28
6.	JUNE	118,534,583.90	345,704,260.36
7.	JULY	166,281,870.86	416,122,097.83
8.	AUGUST	183,409,759.18	245,289,666.44
9.	SEPTEMBER	159,121,526.39	541,760,838.98
10.	OCTOBER	137,830,081.48	506,367,641.85
11.	NOVEMBER	193,252,778.98	313,675,349.91
12.	DECEMBER	138,551,572.00	343,206,887.90
	TOTAL	1,816,489,767.38	5,879,256,380.29

SOURCE:- BOARD OF INTERNAL REVENUE, AKURE

TABLE 22

APPROVED ESTIMATES AND ACTUAL RECURRENT AND CAPITAL EXPENDITURE 2007 AND 2008 (N 'M)

S/N	YEAR	RECURRENT EXPENDITURE			CAPITAL EXPENDITURE			TOTAL EXPENDITURE		
		ESTIMATE	ACTUAL	% ESTIMATE	ESTIMATE	ACTUAL	% ESTIMATE	ESTIMATE	ACTUAL	% ESTIMATE
1.	2007	26.063	29.084	111.6	38.307	35.870	93.6	64.369	64.954	100.9
2.	2008	36.255	29.674	81.9	83.539	65.339	78.2	119.793	95.013	79.3

SOURCE: ONDO STATE BOOK OF ESTIMATES 2008.

Figure 8

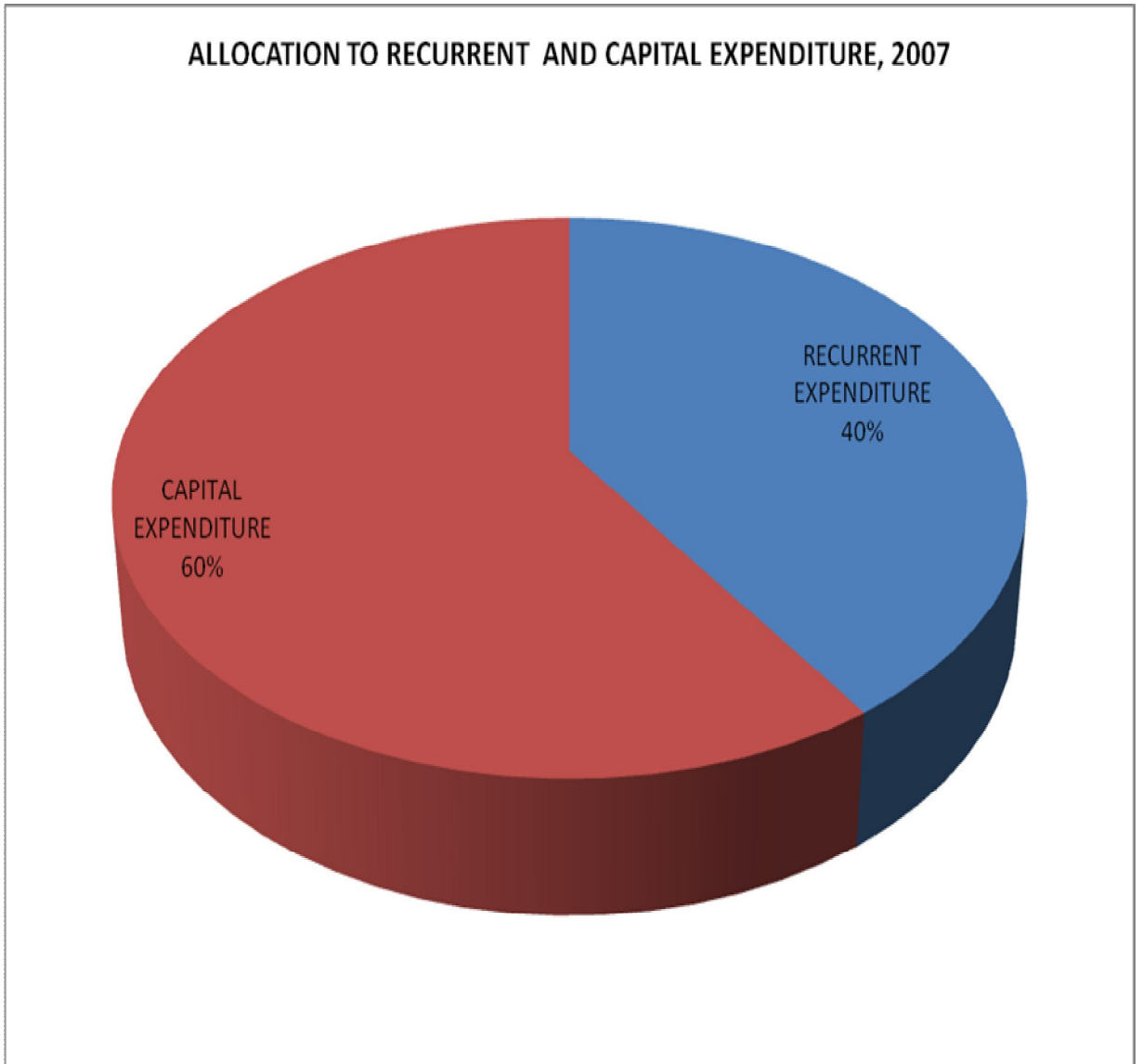


Figure 9

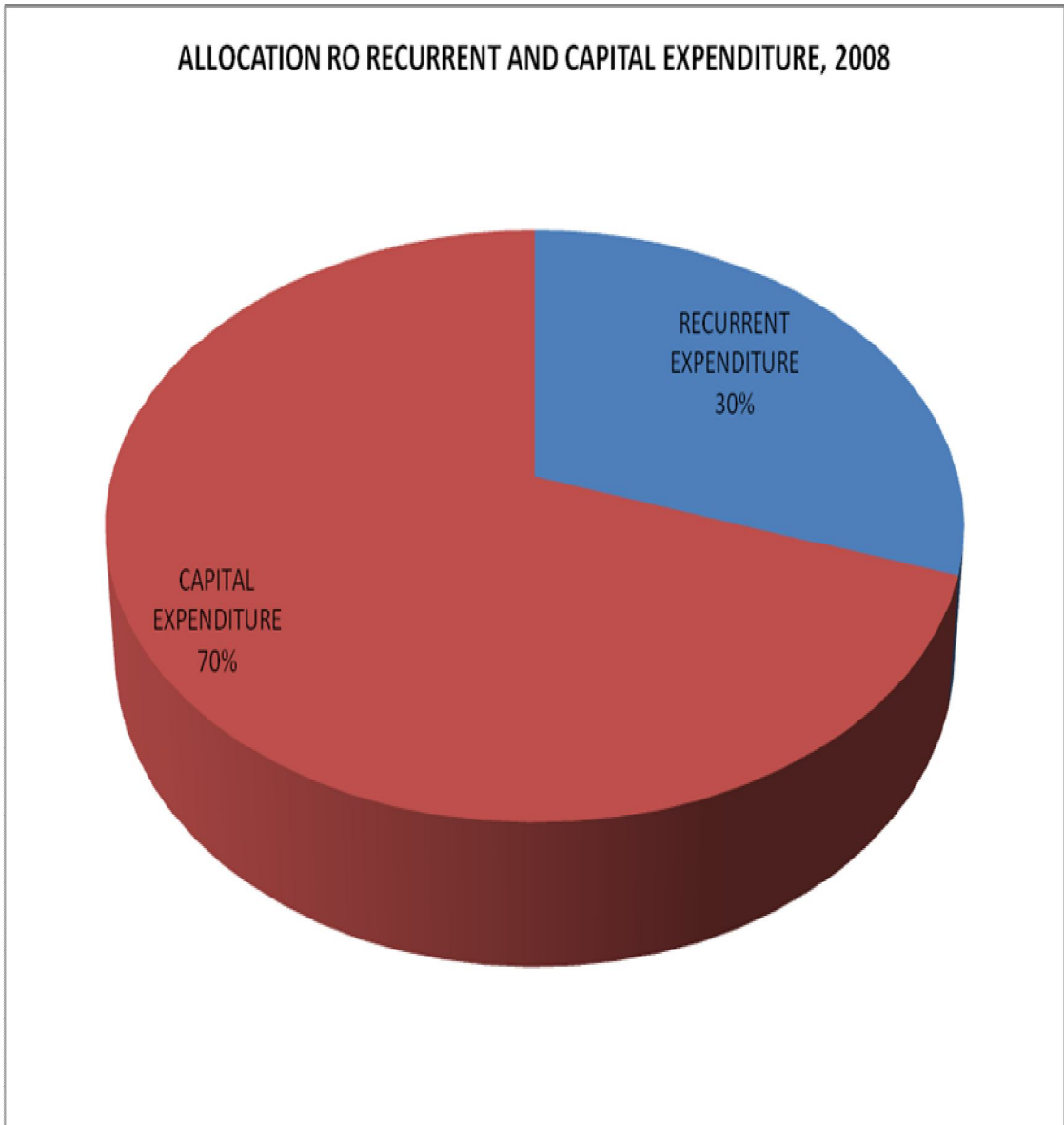


Figure 10

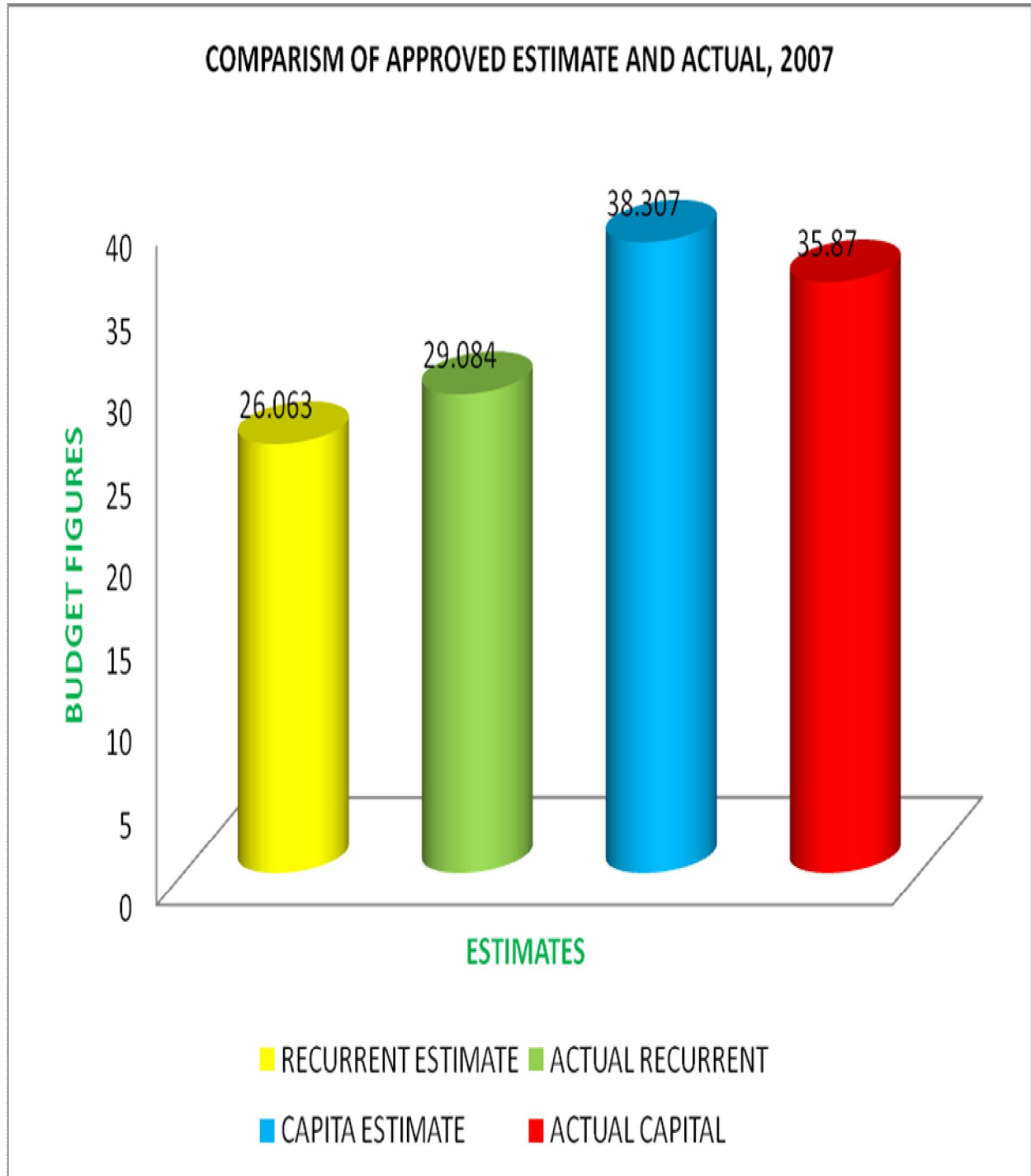


Figure 11

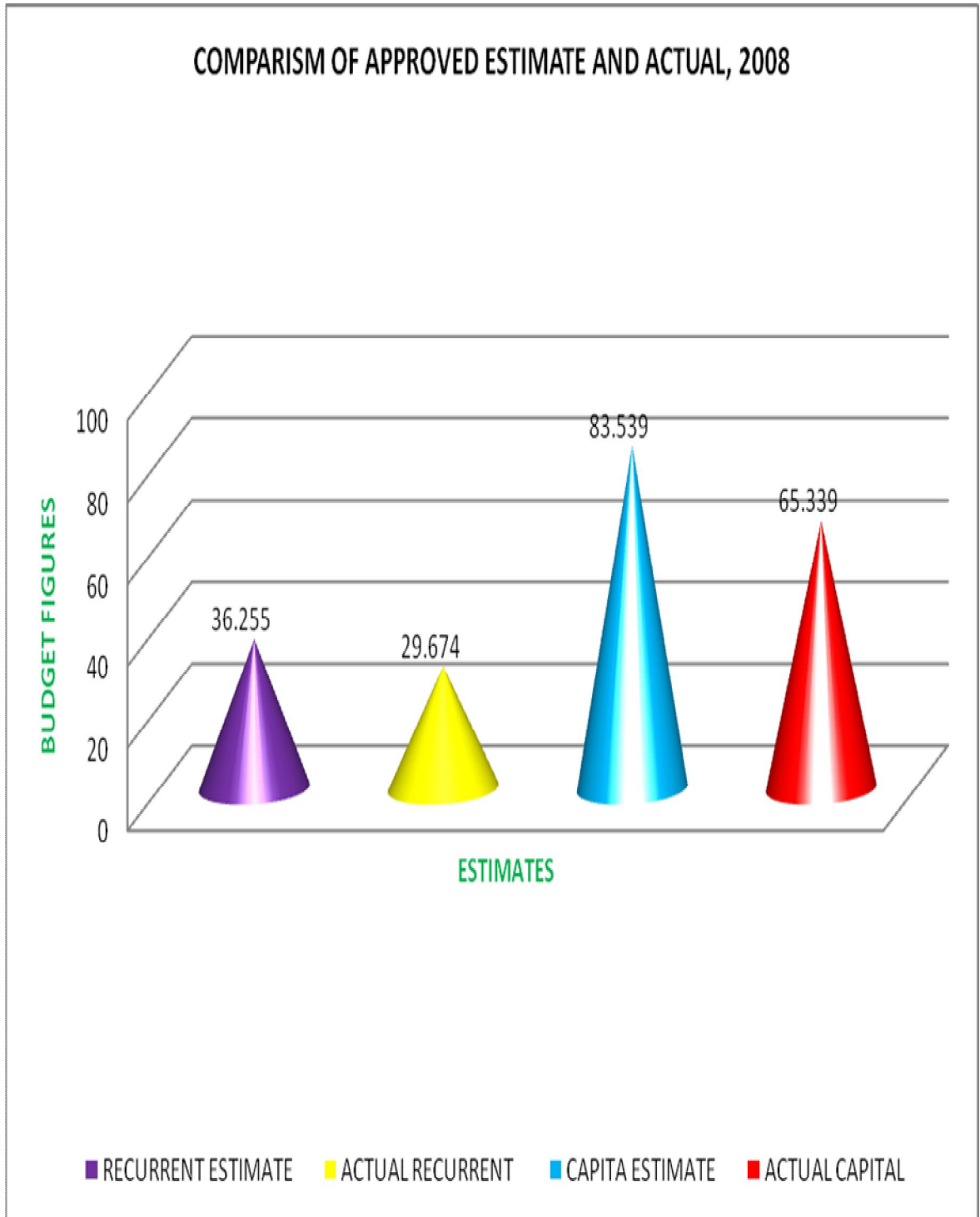


TABLE 23

GROSS SALARIES OF CIVIL SERVANTS IN THE MAIN STREAM CIVIL SERVICE, POLITICAL APPOINTEES AND TEACHERS IN ONDO STATE, 2007

S/N	MONTH	AMOUNT PAID (₦)		
		CIVIL SERVANTS AND POLITICAL OFFICERS	TEACHERS	TOTAL
1.	January	325,808,615.05	335,504,842.00	661,313,457.05
2.	February	364,096,855.37	334,779,459.83	698,876,315.20
3.	March	348,524,552.57	335,284,702.37	683,809,254.94
4.	April	355,480,115.76	335,284,702.37	690,764,818.13
5.	May	352,360,894.11	340,385,463.04	692,746,357.15
6.	June	345,990,881.93	341,591,093.59	687,381,975.52
7.	July	382,746,663.60	341,555,650.53	724,302,284.13
8.	August	367,139,819.70	532,271,487.98	899,411,307.68
9.	September	676,709,781.39	620,685,777.23	1,297,395,558.62
10.	October	495,934,289.11	563,259,820.14	1,059,194,109.25
11.	November	497,940,869.31	438,391,765.68	936,332,634.99
12.	December	485,773,665.49	539,837,810.70	1,025,611,476.19
	TOTAL	4,998,506,973.39	5,058,832,575.46	10,057,139,548.85

SOURCE: - ACCOUNTANT GENERAL'S OFFICE, AKURE.

TABLE 24

**GROSS SALARIES OF CIVIL SERVANTS IN THE MAIN STREAM
CIVIL SERVICE AND POLITICAL APPOINTEES IN ONDO STATE 2008**

S/N	MONTH	AMOUNT PAID (₦)		
		CIVIL SERVANTS AND POLITICAL OFFICERS	TEACHERS	TOTAL
1.	January	480,754,374.19	502,929,018.77	983,683,392.96
2.	February	479,623,467.01	494,944,132.34	974,567,599.35
3.	March	467,760,067.37	599,951,223.20	1,067,711,290.57
4.	April	470,996,662.92	571,610,842.76	1,042,607,505.68
5.	May	462,767,575.10	551,499,673.58	1,014,267,248.68
6.	June	475,969,799.24	545,864,762.40	1,021,834,561.64
7.	July	503,143,470.38	546,485,624.85	1,049,629,095.23
8.	August	480,306,070.93	542,561,497.33	1,022,867,568.26
9.	September	495,790,968.09	581,916,578.19	1,077,707,546.28
10.	October	476,735,624.04	570,418,427.46	1,047,154,051.50
11.	November	480,080,975.52	504,251,485.39	984,332,460.91
12.	December	479,639,421.53	504,362,718.10	984,022,139.63
	TOTAL	5,273,929,054.79	6,516,795,984.37	12,270,384,460.69

SOURCE: - ACCOUNTANT GENERAL'S OFFICE, AKURE.

TABLE 25

MONTHLY PAYMENT OF PENSIONS AND GRATUITIES, 2007

S/N	MONTH	AMOUNT PAID (₦)		
		PENSION	GRATUITY	TOTAL
1.	January	63,677,538.49	49,983,774.05	113,661,312.54
2.	February	57,010,757.44	50,266,439.10	107,277,196.54
3.	March	63,479,175.00	49,917,718.14	113,396,893.14
4.	April	62,300,037.35	50,096,174.48	112,396,211.83
5.	May	62,942,015.85	50,096,174.48	113,038,190.33
6.	June	59,365,581.71	40,894,126.25	100,259,707.96
7.	July	64,719,234.47	29,659,646.26	94,378,880.73
8.	August	59,869,272.41	44,676,519.20	104,545,791.61
9.	September	66,104,190.31	28,383,243.91	94,487,434.22
10.	October	69,187,001.85	56,443,491.43	125,630,499.28
11.	November	65,478,731.04	56,596,237.80	122,074,968.84
12.	December	67,800,766.79	23,868,847.88	91,669,614.67
	TOTAL	761,934,302.71	530,882,392.98	1,292,816,701.69

SOURCE: - ACCOUNTANT GENERAL'S OFFICE, AKURE.

TABLE 26

MONTHLY PAYMENT OF PENSIONS AND GRATUITIES, 2008

S/N	MONTH	AMOUNT PAID (₦)		
		PENSION	GRATUITY	TOTAL
1.	January	70,145,774.84	45,850,323.23	115,996,098.07
2.	February	67,482,145.45	-	67,482,145.45
3.	March	68,430,841.34	87,758,000.54	156,188,841.88
4.	April	68,951,377.85	61,032,196.07	129,983,573.92
5.	May	68,198,828.10	50,570,188.42	118,769,016.52
6.	June	85,852,644.74	81,428,378.18	167,281,022.92
7.	July	68,686,350.13	59,960,964.72	128,647,314.85
8.	August	69,241,923.00	55,833,585.06	125,075,508.06
9.	September	87,482,682.61	49,891,461.91	137,374,144.52
10.	October	86,558,264.07	52,159,797.84	138,718,061.91
11.	November	76,657,045.57	50,920,105.03	127,577,150.60
12.	December	78,078,498.91	50,008,844.50	128,087,343.41
	TOTAL	895,766,376.61	645,413,845.50	1,541,180,222.11

SOURCE: - ACCOUNTANT GENERAL'S OFFICE, AKURE.

TABLE 27

**RECURRENT/RELEASES TO MINISTRIES/DEPARTMENTS
IN ONDO STATE, 2007/2008**

S/N	MINISTRIES/DEPARTMENTS	2007 RECURRENT RELEASES(N)	2008 RECURRENT RELEASES(N)
1.	Ondo State House of Assembly	435,780,726.32	552,667,108.19
1A	Office of The Speaker	36750,000.00	43,200,000.00
1B	Office of Deputy Speaker	18,469,500.00	32,400,000.00
2.	Gov. Office (Govt. House And Protocol	549,956,358.82	549,070,231.92
3.	Political Functionaries In The Gov. Office	39,969,999.00	35,265,000.00
4.	Deputy Governor Office	68,557,350.00	70,507,177.65
5.	Boundary Commission	9,731,000.00	8,436,395.65
6.	Cabinet And Special Service Dept	46,744,913.00	52,009,750.32
7.	Christian Welfare Board	6,996,000.00	8,400,000.00
8.	General Administration Dept.	43,099,988.74	59,234,654.15
9.	Liaison Office, Abuja	29,543,750.00	31,430,940.00
10.	Liaison Office, Lagos	14,788,244.26	14,080,000.00
11.	Muslim Welfare Board	5,942,000.00	6,999,300.00
12.	Office of Estabs And Service Matters	22,939,300.00	27,527,481.95
13.	Office of Estabs (E-Pass Office)	0	3,250,004.00
14.	Office of Head of Service	12,512,000.00	12,830,795.65
15.	Ondo State Inf. Managt. Centre	17,896,285.00	13,050,000.00
16.	Ondo State Pension Board	13,967,999.00	15,523,630.50
17.	Political Affairs Dept	14,000,000.00	10,894,398.00
18.	Nigeria National Volunteer Service Unit	0	5,672,300.00
19.	State Action Committee on AIDS (ODSACA)	0	6,292,500.00
20.	Poverty Alleviation Programme	17,549,280.00	15,262,482.34
21.	Prices And Project Monitoring Unit	12,500,000.00	16,969,998.00
22.	Public Service Training Institute	0	4,156,700.00
23.	Staff Development Centre	2,996,000.00	0

SOURCE: ACCOUNTANT GENERAL'S OFFICE, AKURE

TABLE 27 Contd

S/N	MINISTRIES/DEPARTMENTS	2007 RECURRENT	2008 RECURRENT
24.	Service Matters	2,973,500.00	5,669,400.00
25.	Multilateral Relation Unit	22,453,776.00	17,183,398.00
26.	Water Sanitation Project (WATSAN)	7,962,970.00	5,617,133.98
27.	Ministry Of Agriculture	57,477,378.56	44,893,632.86
28.	Agric Input & Supply Project	0	6,934,930.00
29.	Fisheries And Forest Resources	0	0
30.	Agricultural Development Project (ADP)	14,000,000.00	10,203,172.92
31.	Forestry Staff Training Sch. Owo	696,000.00	699,600.00
32.	Civil Service Commission	27,692,170.00	32,193,535.32
33.	Commerce And Industry	29,942,499.00	26,649,134.68
34.	Micro Credit Agency	14,561,000.00	18,292,171.04
35.	Cooperative College	1,392,000.00	1,398,600.00
36.	Ministry Of Education	13,257,268.00	33,324,586.11
37.	Agency For Adult And Non Formal Education	15,238,500.00	12,095,598.00
38.	Board For Technical And Vocational Education	13,976,500.00	0
39.	Scholarship Board	1,980,316,482	10,985,800.00
40.	State Universal Basic Education Board (SUBEB)	0	49,299,531.00
41.	Teaching Service Commission	30,532,822.00	749,887,447.74
42.	Finance And Economic Planning	104,276,945.52	135,284,560.08
43.	Accountant General's Office	20,489,755.79	22,881,198.97
44.	Board Of Internal Revenue	57,599,676.65	455,492,834.10
45.	Pools Betting And Lotteries Board	8,910,000.00	8,900,000.00
46.	Ministry Of Health	29,553,514.78	30,757,353.71
47.	Board Of Alternative Medicine	420,000.00	440,000.00
48.	Health Service Rehab. Project	0	0
49.	Health System Fund	449,162.00	384,000.00
50.	Hospital Management Board	29,051,209.00	29,278,684.24

SOURCE: ACCOUNTANT GENERAL'S OFFICE, AKURE

TABLE 27 Contd

S/N	MINISTRIES/DEPARTMENTS	2007 RECURRENT	2008 RECURRENT
51.	Ministry Of Information	11,973,080.75	33,915,429.59
52.	Ministry Of Culture And Tourism	16,823,050.00	21,662,129.00
53.	Govt. Printing Press	5,937,266.00	4,407,791.88
54.	Tourism Board	180,030,857.20	12,819,999.00
55.	Ministry Of Justice	54,924,239.26	45,872,413.28
56.	Judiciary Service Commission	22,380,000.00	25,800,000.00
57.	Judiciary	76,376,975.85	50,688,000.00
58.	Customary Court Of Appeal	0	0
59.	Law Commission	8,081,719.20	8,717,732.37
60.	Local Government Audit	7,944,000.00	10,505,000.00
61.	Local Government Service Commission	5,040,000.00	5,040,000.00
62.	Ministries Of Special Duties	24,383,375.00	21,000,000.00
63.	State Audit Department	13,031,000.00	13,900,651.33
64.	State Indep. Electoral Commission	24,927,000.00	21,970,500.00
65.	Ministry Of Women Affairs	21,524,391.63	23,216,579.87
66.	Ministry Of Works And Transport	37,833,576.52	24,933,575.13
67.	Ministry Of Land And Housing	18,417,000.00	31,210,273.55
68.	Fire Service Department	6,996,000.00	5,692,800.00
69.	Community Base Urban Development Project	1,260,000.00	5,635,000.00
70.	Youth And Sport	0	11,672,502.00
71.	House Of Assembly Service Commission	0	22,599,036.14
72.	BTVE	0	25,642,234.79
73.	Teaching Service Commission (Zonal)	0	25,200,000.00
74.	State Universal Basic Education (Zonal)	0	21,349,200.00
75.	Judiciary-Office Of The Hon. Chief Judge	0	29,400,000.00
76.	UNDP Assisted Programme	0	0
77.	Owena Press Limited	0	0
	TOTAL	4,441,797,354.85	3,806,727,999

SOURCE: ACCOUNTANT GENERAL'S OFFICE, AKURE

TABLE 28

MONTHLY RECURRENT/RELEASES TO MINISTRIES/DPARTMENTS
2007 AND 2008

S/N	MONTH	RELEASES (N)	
		2007 RECURRENT	2008RECURRENT
1.	JANUARY	160,597,666.00	185,012,594.46
2.	FEBRUARY	144,192,500.00	194,705,047.91
3.	MARCH	155,277,500.00	214,727,987.99
4.	APRIL	190,536,499.00	211,469,815.49
5.	MAY	169,865,300.00	215,960,606.49
6.	JUNE	176,121,300.00	238,762,973.19
7.	JULY	168,583,960.00	632,372,140.44
8.	AUGUST	174,400,960.00	445,223,229.00
9.	SEPTEMBER	170,504,884.00	442,534,990.50
10.	OCTOBER	172,554,584.00	473,624,579.56
11.	NOVEMBER	171,472,217.00	238,785,480.47
12.	DECEMBER	170,589,917.00	306,086,382.46
	TOTAL	2,024,697,287.00	3,799,265,827.96

SOURCE: EXPEDITURE DEPARTMENT, MINISTRY OF FINANCE AKURE

NOTE: - THE FIGURES EXCLUDE INVESTMENT (COMMERCE AND INDUSTRY) TRANSFER TO OTHER FUNDS CONTINGENCY, CONSOLIDATED REVENUE FUNDS CHARGES EXPENDITURES/ LOANS TO STATE OWNED COMPANY

TABLE 29

MONTHLY RECURRENT RELEASES TO MINISTRIES DEPTS. AND COMMISSIONS 2007

S/N	MINISTRIES/DEPARTMENTS	JANUARY	FEBRUARY	MARCH	APRIL	MAY
1	LOCAL GOVT. AUDIT	533,000.00	533,000.00	583,000.00	583,000.00	583,000.00
2	A.D.P	1,000,000.00	875,000.00	875,000.00	1,07,000.00	1,079,000.00
3	FINANCE	13,000,000.00	7,466,000.00	7,466,000.00	10,966,000.00	8,533,300.00
4	CHRISTIAN PILGRIMS WELFARE BOARD	533,000.00	533,000.00	583,000.00	583,000.00	583,000.00
5	GOVT. HOUSE AND PROTOCOL	38,330,000.00	32,083,000.00	41,250,000.00	64,168,499.00	45,830,000.00
6	B.I.R	5,000,000.00	3,850,000.00	3,850,000.00	3,850,000.00	3,850,000.00
7	BOUNDARY COMMISSION	333,000.00	583,000.00	583,000.00	583,000.00	583,000.00
8	HEALTH SYSTEM REHABILITATION BOARD	33,000.00	33,000.00	33,000.00	33,000.00	33,000.00
9	AGRIC AND RURAL DEVELOPMENT	2,000,000.00	3,558,000.00	3,032,000.00	3,558,000.00	3,558,000.00
10	P. P. M. U.	800,000.00	875,000.00	875,000.00	1,250,000.00	1,000,000.00
11	CIVIL SERVICE COMMISSION	1,466,000.00	1,900,000.00	1,750,000.00	1,750,000.00	1,750,000.00
12	MINISTRY OF EDUCATION	2,400,000.00	2,100,000.00	2,100,000.00	2,100,000.00	2,100,000.00
13	S. P.E.B	6,093,000.00	2,006,000.00	2,006,000.00	2,006,000.00	2,006,000.00
14	WOMEN'S AFFAIRS	1,666,000.00	1,750,000.00	1,750,000.00	1,750,000.00	1,750,000.00
15	HOUSE OF ASSEMBLY	21,800,000.00	26,250,000.00	26,250,000.00	30,000,000.00	30,000,000.00

TABLE 29 CONTD

MONTHLY RECURRENT RELEASES TO MINISTRIES DEPTS. AND COMMISSIONS 2007

S/N	MINISTRIES/DEPARTMENTS	JANUARY	FEBRUARY	MARCH	APRIL	MAY
16	SPEAKER OF HOUSE OF ASSEMBLY	3,200,000.00	2,625,000.00	2,625,000.00	3,000,000.00	3,000,000.00
17	DEPUTY SPEAKER OF HOUSE OF ASSEMBLY	800,000.00	1,312,500.00	1,312,500.00	1,500,000.00	1,500,000.00
18	TESCOM	2,266,000.00	2,100,000.00	2,100,000.00	2,100,000.00	2,450,000.00
19	GOVERNOR'S OFFICE	2,916,000.00	2,450,000.00	2,450,000.00	2,450,000.00	2,450,000.00
20	SCHOLARSHIP BOARD	600,000.00	700,000.00	700,000.00	700,000.00	700,000.00
21	TOURISM BOARD	666,000.00	700,000.00	700,000.00	700,000.00	700,000.00
22	H.M.B.	2,000,000.00	1,750,000.00	1,750,000.00	1,750,000.00	1,750,000.00
23	STATE AUDIT	1,333,000.00	933,000.00	933,000.00	933,000.00	933,000.00
24	LIAISON OFFICE_LAGOS	450,000.00	875,000.00	875,000.00	875,000.00	875,000.00
25	WORKS	3,333,000.00	2,916,000.00	3,558,000.00	2,916,000.00	2,916,000.00
26	NATURAL RESOURCES	1,800,000.00	-	-	-	-
27	COMMERCE	1,833,000.00	1,750,000.00	1,750,000.00	1,750,000.00	1,750,000.00
28	SPECIAL DUTIES	1,600,000.00	1,575,000.00	1,575,000.00	1,575,000.00	1,575,000.00
29	PENSION BOARD	733,000.00	816,000.00	816,000.00	816,000.00	816,000.00

30	ALTERNATIVE MEDICINE BOARD	40,000.00	35,000.00	35,000.00	35,000.00	35,000.00
----	----------------------------	-----------	-----------	-----------	-----------	-----------

TABLE 29 CONTD

MONTHLY RECURRENT RELEASES TO MINISTRIES DEPTS. AND COMMISSIONS 2007

SIN	MINISTRIES/DEPARTMENTS	JANUARY	FEBRUARY	MARCH	APRIL	MAY
31	LAW COMMISSION	533,000.00	583,000.00	583,000.00	583,000.00	583,000.00
32	DEPUTY GOVERNOR'S OFFICE	6,000,000.00	3,500,000.00	4,083,000.00	4,083,000.00	4,083,000.00
33	JUSTICE	4,000,000.00	3,616,000.00	3,616,000.00	3,616,000.00	3,616,000.00
34	CABINET	2,140,000.00	2,800,000.00	2,800,000.00	2,800,000.00	2,800,000.00
35	INFORMATION	1,133,000.00	1,050,000.00	1,050,000.00	1,050,000.00	1,050,000.00
36	HEAD OF SERVICE	1,220,000.00	850,000.00	850,000.00	850,000.00	850,000.00
37	LANDS & HOUSING	1,133,000.00	1,166,000.00	1,166,000.00	1,166,000.00	1,166,000.00
38	O.D.I.E.C	1,866,000.00	1,750,000.00	1,750,000.00	1,750,000.00	1,750,000.00
39	BOARD FOR TECHNICAL & VOCATIONAL EDUCATION	936,000.00	819,000.00	819,000.00	819,000.00	819,000.00
40	POLITICAL & ECONOMIC	733,000.00	816,000.00	816,000.00	816,000.00	816,000.00
41	POOLS BETTING	533,000.00	525,000.00	525,000.00	525,000.00	525,000.00
42	ESTAB & MGT. SERVICES	1,333,000.00	1,400,000.00	1,400,000.00	1,400,000.00	1,400,000.00
43	LIAISON OFFICE- ABUJA	1,666,666.00	1,866,000.00	1,866,000.00	1,866,000.00	1,866,000.00
44	ADULT EDUCATION	637,000.00	816,000.00	816,000.00	816,000.00	816,000.00
45	MUSLIM WELFARE BOARD	400,000.00	466,000.00	466,000.00	466,000.00	466,000.00

TABLE 29 CONTD

MONTHLY RECURRENT RELEASES TO MINISTRIES DEPTS. AND COMMISSIONS 2007

S/N	MINISTRIES/DEPARTMENTS	JANUARY	FEBRUARY	MARCH	APRIL	MAY
46	GOVT. PRINTING PRESS	333,000.00	350,000.00	350,000.00	350,000.00	350,000.00
47	STAFF DEVELOPMENT CENTRE	200,000.00	175,000.00	175,000.00	175,000.00	175,000.00
48	FORESTRY STAFF TRAINING SCHOOL	40,000.00	58,000.00	58,000.00	58,000.00	58,000.00
49	SITDEC	1,133,000.00	1,050,000.00	1,050,000.00	1,050,000.00	1,050,000.00
50	ACCOUNTING GENERAL	1,800,000.00	1,400,000.00	1,400,000.00	1,400,000.00	1,400,000.00
51	HEALTH	2,500,000.00	1,750,000.00	1,750,000.00	1,750,000.00	1,750,000.00
52	FIRE SERVICE DEPART.	666,000.00	583,000.00	583,000.00	583,000.00	583,000.00
53	POLITICAL FUNCTIONARIES	3,330,000.00	2,333,000.00	2,999,000.00	3,330,000.00	3,330,000.00
54	MICRO CREDIT	933,000.00	875,000.00	875,000.00	875,000.00	875,000.00
55	C.B.U.D.P.	240,000.00	210,000.00	210,000.00	210,000.00	210,000.00
56	WATSAN	433,000.00	466,000.00	466,000.00	466,000.00	466,000.00
57	S.M.D.	2,000,000.00	175,000.00	175,000.00	175,000.00	175,000.00
58	CO-OPERATIVE COLLEGE	120,000.00	116,000.00	116,000.00	116,000.00	116,000.00
59	CULTURE & TOURISM	1,650,000.00	1,050,000.00	1,050,000.00	1,050,000.00	1,050,000.00
60	APAA	1,333,000.00	1,079,000.00	1,079,000.00	1,079,000.00	1,079,000.00

TABLE 29 CONTD

MONTHLY RECURRENT RELEASES TO MINISTRIES DEPTS. AND COMMISSIONS 2007

S/N	MINISTRIES/DEPARTMENTS	JANUARY	FEBRUARY	MARCH	APRIL	MAY
61	LGSC	400,000.00	400,000.00	420,000.00	420,000.00	420,000.00
62	MULTILATERAL RELATIONS	666,000.00	1,050,000.00	1,050,000.00	1,050,000.00	1,050,000.00
63	AISP	-	700,000.00	700,000.00	700,000.00	700,000.00
64	E-PASS	-	291,000.00	291,000.00	291,000.00	291,000.00
65	ODSACA	-	466,000.00	466,000.00	466,000.00	4,200,000.00
66	SUBEB (ZONAL OFFICES)	-	2,660,000.00	2,660,000.00	2,660,000.00	2,660,000.00
67	NATIONAL VOLUNTEER SERVICE UNIT	-	-	583,000.00	583,000.00	583,000.00
	TOTAL	160,597,666.00	144,192,500.00	155,277,500.00	185,830,499.00	169,865,300.00

TABLE 29 CONTD

MONTHLY RECURRENT RELEASES TO MINISTRIES DEPTS. AND COMMISSIONS 2007

S/N	MINISTRIES/DEPARTMENTS	JUNE	JULY	AUGUST	SEPTEMBER	OCTOBER
1	LOCAL GOVT. AUDIT	583,000.00	583,000.00	583,000.00	583,000.00	583,000.00
2	A.D.P	875,000.00	875,000.00	875,000.00	875,000.00	875,000.00
3	FINANCE	8,533,300.00	8,533,300.00	8,533,300.00	8,533,300.00	8,533,300.00
4	CHRISTIAN PILGRIMS WELFARE BOARD	583,000.00	583,000.00	583,000.00	583,000.00	583,000.00
5	GOVT. HOUSE AND PROTOCOL	45,830,000.00	45,830,000.00	45,830,000.00	45,830,000.00	45,830,000.00
6	B.I.R	5,000,000.00	5,000,000.00	5,000,000.00	5,000,000.00	5,000,000.00
7	BOUNDARY COMMISSION	583,000.00	583,000.00	583,000.00	583,000.00	583,000.00
8	HEALTH SYSTEM REHABILITATION BOARD	33,000.00	33,000.00	33,000.00	33,000.00	33,000.00
9	AGRIC AND RURAL DEVELOPMENT	3,558,000.00	3,558,000.00	3,558,000.00	3,558,000.00	3,558,000.00
10	P. P. M. U.	1,000,000.00	1,000,000.00	1,000,000.00	1,000,000.00	1,000,000.00
11	CIVIL SERVICE COMMISSION	1,750,000.00	1,750,000.00	1,750,000.00	1,750,000.00	1,750,000.00
12	MINISTRY OF EDUCATION	2,100,000.00	2,100,000.00	2,100,000.00	2,100,000.00	2,100,000.00
13	S. P.E.B	12,660,000.00	4,660,000.00	4,660,000.00	4,660,000.00	4,660,000.00
14	WOMEN'S AFFAIRS	1,750,000.00	1,750,000.00	1,750,000.00	1,750,000.00	1,750,000.00
15	HOUSE OF ASSEMBLY	30,000,000.00	30,000,000.00	30,000,000.00	30,000,000.00	30,000,000.00

16	SPEAKER OF HOUSE OF ASSEMBLY	3,000,000.00	3,000,000.00	3,000,000.00	3,000,000.00	3,000,000.00
----	------------------------------	--------------	--------------	--------------	--------------	--------------

TABLE 29 CONTD

S/N	MINISTRIES/DEPARTMENTS	JUNE	JULY	AUGUST	SEPTEMBER	OCTOBER
17	DEPUTY SPEAKER OF HOUSE OF ASSEMBLY	1,500,000.00	1,500,000.00	1,500,000.00	1,500,000.00	1,500,000.00
18	TESCOM	2,100,000.00	2,100,000.00	2,100,000.00	1,470,000.00	1,470,000.00
19	GOVERNOR'S OFFICE	2,450,000.00	2,450,000.00	2,800,000.00	2,800,000.00	2,800,000.00
20	SCHOLARSHIP BOARD	700,000.00	700,000.00	700,000.00	700,000.00	700,000.00
21	TOURISM BOARD	700,000.00	700,000.00	700,000.00	700,000.00	700,000.00
22	H.M.B.	1,750,000.00	1,750,000.00	1,750,000.00	1,750,000.00	1,750,000.00
23	STATE AUDIT	933,000.00	933,000.00	933,000.00	933,000.00	933,000.00
24	LIAISON OFFICE_LAGOS	875,000.00	875,000.00	875,000.00	875,000.00	875,000.00
25	WORKS	2,916,000.00	2,916,000.00	2,916,000.00	2,916,000.00	2,916,000.00
26	NATURAL RESOURCES	-	-	-	-	-
27	COMMERCE	1,750,000.00	1,750,000.00	1,750,000.00	1,750,000.00	1,750,000.00
28	SPECIAL DUTIES	1,575,000.00	1,575,000.00	1,575,000.00	1,575,000.00	1,575,000.00
29	PENSION BOARD	816,000.00	816,000.00	816,000.00	816,000.00	816,000.00
30	ALTERNATIVE MEDICINE BOARD	35,000.00	35,000.00	35,000.00	35,000.00	35,000.00
31	LAW COMMISSION	583,000.00	583,000.00	583,000.00	583,000.00	583,000.00

32	DEPUTY GOVERNOR'S OFFICE	4,083,000.00	4,083,000.00	4,083,000.00	4,083,000.00	4,083,000.00
33	JUSTICE	3,616,000.00	3,616,000.00	3,616,000.00	3,616,000.00	4,133,000.00
34	CABINET	2,800,000.00	2,800,000.00	3,200,000.00	3,200,000.00	3,200,000.00

TABLE 29 CONTD

S/N	MINISTRIES/DEPARTMENTS	JUNE	JULY	AUGUST	SEPTEMBER	OCTOBER
35	INFORMATION	1,050,000.00	1,050,000.00	1,050,000.00	1,050,000.00	1,200,000.00
36	HEAD OF SERVICE	850,000.00	850,000.00	850,000.00	850,000.00	850,000.00
37	LANDS & HOUSING	1,166,000.00	1,166,000.00	1,166,000.00	1,166,000.00	1,166,000.00
38	O.D.I.E.C	1,750,000.00	1,750,000.00	1,750,000.00	1,750,000.00	1,750,000.00
39	BOARD FOR TECHNICAL & VOCATIONAL	819,000.00	819,000.00	819,000.00	819,000.00	819,000.00
40	POLITICAL & ECONOMIC	816,000.00	816,000.00	933,000.00	933,000.00	933,000.00
41	POOLS BETTING	525,000.00	525,000.00	525,000.00	525,000.00	525,000.00
42	ESTAB & MGT. SERVICES	1,400,000.00	1,400,000.00	1,400,000.00	1,400,000.00	1,400,000.00
43	LIAISON OFFICE- ABUJA	1,866,000.00	1,866,000.00	1,866,000.00	1,866,000.00	1,866,000.00
44	ADULT EDUCATION	816,000.00	816,000.00	816,000.00	816,000.00	816,000.00
45	MUSLIM WELFARE BOARD	466,000.00	466,000.00	466,000.00	466,000.00	466,000.00
46	GOVT. PRINTING PRESS	350,000.00	350,000.00	350,000.00	350,000.00	350,000.00
47	STAFF DEVELOPMENT CENTRE	175,000.00	175,000.00	175,000.00	175,000.00	175,000.00

48	FORESTRY STAFF TRAINING SCHOOL	58,000.00	58,000.00	58,000.00	58,000.00	58,000.00
49	SITDEC	1,050,000.00	1,050,000.00	1,050,000.00	1,050,000.00	1,050,000.00
50	ACCOUNTING GENERAL	1,400,000.00	1,400,000.00	1,400,000.00	1,400,000.00	1,400,000.00
51	HEALTH	1,750,000.00	1,750,000.00	2,000,000.00	2,000,000.00	2,000,000.00
52	FIRE SERVICE DEPART.	583,000.00	583,000.00	583,000.00	583,000.00	583,000.00

TABLE 29 CONTD

S/N	MINISTRIES/DEPARTMENTS	JUNE	JULY	AUGUST	SEPTEMBER	OCTOBER
53	POLITICAL FUNCTIONARIES	3,330,000.00	3,330,000.00	3,330,000.00	3,330,000.00	3,330,000.00
54	MICRO CREDIT	875,000.00	875,000.00	875,000.00	875,000.00	875,000.00
55	C.B.U.D.P.	210,000.00	210,000.00	210,000.00	210,000.00	210,000.00
56	WATSAN	466,000.00	466,000.00	466,000.00	466,000.00	466,000.00
57	S.M.D.	175,000.00	175,000.00	175,000.00	175,000.00	175,000.00
58	CO-OPERATIVE COLLEGE	116,000.00	116,000.00	116,000.00	116,000.00	116,000.00
59	CULTURE & TOURISM	1,050,000.00	1,050,000.00	1,050,000.00	1,200,000.00	1,200,000.00
60	APAA	1,079,000.00	1,541,660.00	1,541,660.00	1,541,660.00	1,541,660.00
61	LGSC	420,000.00	420,000.00	420,000.00	420,000.00	420,000.00
62	MULTILATERAL RELATIONS	1,050,000.00	1,050,000.00	1,200,000.00	1,200,000.00	1,500,000.00
63	AISP	700,000.00	700,000.00	1,050,000.00	1,050,000.00	700,000.00

64	E-PASS	291,000.00	291,000.00	291,000.00	291,000.00	291,000.00
65	ODSACA	466,000.00	466,000.00	466,000.00	466,000.00	466,000.00
66	SUBEB (SONAL OFFICES)	1,400,000.00	1,400,000.00	1,400,000.00	1,400,000.00	1,400,000.00
67	NATIONAL VOLUNTEER SERVICE UNIT	583,000.00	583,000.00	583,000.00	583,000.00	583,000.00
68	YOUTH DEV. & SPORT	-	-	4,200,000.00	783,924.00	783,924.00
	TOTAL	176,121,300,000.00	168,583,960.00	174,400,960.00	170,504,884.00	171,121,884.00

TABLE 29 CONTD
MONTHLY RECURRENT RELEASES TO MINISTRIES DEPTS. AND COMMISSIONS 2007

S/N	MINISTRIES/DEPARTMENTS	NOVEMBER	DECEMBER
-----	------------------------	----------	----------

1	LOCAL GOVT. AUDIT	583,000.00	583,000.00
2	A.D.P	875,000.00	875,000.00
3	FINANCE	8,533,300.00	7,466,000.00
4	CHRISTIAN PILGRIMS WELFARE BOARD	583,000.00	583,000.00
5	GOVT. HOUSE AND PROTOCOL	45,830,000.00	43,330,000.00
6	B.I.R	5,000,000.00	5,000,000.00
7	BOUNDARY COMMISSION	583,000.00	583,000.00
8	HEALTH SYSTEM REHABILITATION BOARD	33,000.00	33,000.00
9	AGRIC AND RURAL DEVELOPMENT	3,558,000.00	3,558,000.00
10	P. P. M. U.	1,000,000.00	1,250,000.00
11	CIVIL SERVICE COMMISSION	1,750,000.00	1,750,000.00
12	MINISTRY OF EDUCATION	2,100,000.00	2,100,000.00
13	S. P.E.B	4,660,000.00	4,660,000.00
14	WOMEN'S AFFAIRS	1,750,000.00	1,750,000.00
15	HOUSE OF ASSEMBLY	30,000,000.00	30,000,000.00
16	SPEAKER OF HOUSE OF ASSEMBLY	3,000,000.00	3,000,000.00

TABLE 29 CONTD
MONTHLY RECURRENT RELEASES TO MINISTRIES DEPTS. AND COMMISSIONS 2007

S/N	MINISTRIES/DEPARTMENTS	NOVEMBER	DECEMBER
17	DEPUTY SPEAKER OF HOUSE OF ASSEMBLY	1,500,000.00	1,500,000.00
18	TESCOM	1,470,000.00	1,680,000.00
19	GOVERNOR'S OFFICE	2,450,000.00	3,500,000.00
20	SCHOLARSHIP BOARD	700,000.00	1,000,000.00
21	TOURISM BOARD	700,000.00	700,000.00
22	H.M.B.	1,750,000.00	1,750,000.00
23	STATE AUDIT	933,000.00	933,000.00
24	LIAISON OFFICE_LAGOS	875,000.00	875,000.00
25	WORKS	2,916,000.00	2,916,000.00
26	NATURAL RESOURCES	-	-
27	COMMERCE	1,750,000.00	1,750,000.00
28	SPECIAL DUTIES	1,575,000.00	1,575,000.00
29	PENSION BOARD	933,333.00	933,333.00
30	ALTERNATIVE MEDICINE BOARD	35,000.00	35,000.00
31	LAW COMMISSION	583,000.00	583,000.00
32	DEPUTY GOVERNOR'S OFFICE	4,083,000.00	4,083,000.00
33	JUSTICE	4,133,000.00	4,133,000.00

TABLE 29 CONTD

MONTHLY RECURRENT RELEASES TO MINISTRIES DEPTS. AND COMMISSIONS 2007

S/N	MINISTRIES/DEPARTMENTS	NOVEMBER	DECEMBER
35	INFORMATION	1,200,000.00	1,200,000.00
36	HEAD OF SERVICE	850,000.00	850,000.00
37	LANDS & HOUSING	1,166,000.00	1,166,000.00
38	O.D.I.E.C	1,750,000.00	2,500,000.00
39	BOARD FOR TECHNICAL & VOCATIONAL EDUCATION	819,000.00	819,000.00
40	POLITICAL & ECONOMIC	1,166,000.00	1,166,000.00
41	POOLS BETTING	525,000.00	525,000.00
42	ESTAB & MGT. SERVICES	1,400,000.00	1,400,000.00
43	LIAISON OFFICE- ABUJA	1,866,000.00	1,866,000.00
44	ADULT EDUCATION	816,000.00	816,000.00
45	MUSLIM WELFARE BOARD	466,000.00	466,000.00
46	GOVT. PRINTING PRESS	350,000.00	350,000.00
47	STAFF DEVELOPMENT CENTRE	175,000.00	175,000.00
48	FORESTRY STAFF TRAINING SCHOOL	58,000.00	58,000.00
49	SITDEC	1,050,000.00	1,050,000.00
50	ACCOUNTING GENERAL	1,400,000.00	1,400,000.00
51	HEALTH	2,000,000.00	2,000,000.00

TABLE 29 CONTD

MONTHLY RECURRENT RELEASES TO MINISTRIES DEPTS. AND COMMISSIONS 2007

S/N	MINISTRIES/DEPARTMENTS	NOVEMBER	DECEMBER
52	FIRE SERVICE DEPART.	583,000.00	583,000.00
53	POLITICAL FUNCTIONARIES	3,330,000.00	3,330,000.00
54	MICRO CREDIT	875,000.00	1,000,000.00
55	C.B.U.D.P.	210,000.00	210,000.00
56	WATSAN	466,000.00	466,000.00
57	S.M.D.	175,000.00	175,000.00
58	CO-OPERATIVE COLLEGE	116,000.00	116,000.00
59	CULTURE & TOURISM	1,200,000.00	1,200,000.00
60	APAA	1,541,660.00	1,541,660.00
61	LGSC	420,000.00	420,000.00
62	MULTILATERAL RELATIONS	1,050,000.00	1,050,000.00
63	AISP	700,000.00	700,000.00
64	E-PASS	291,000.00	291,000.00
65	ODSACA	466,000.00	466,000.00
66	SUBEB (SONAL OFFICES)	1,400,000.00	1,400,000.00
67	NATIONAL VOLUNTEER SERVICE UNIT	583,000.00	583,000.00
68	YOUTH DEV. & SPORT	783,924.00	783,924.00

	TOTAL	167,472,217.00	166,589,917.00
--	--------------	-----------------------	-----------------------

TABLE 30

MONTHLY RECURRENT RELEASES TO MINISTRIES DEPTS. AND COMMISSIONS 2008

S/N	MINISTRIES/DEPARTMENTS	JANUARY	FEBRUARY	MARCH	APRIL	MAY	JUNE	Sub-Total
1	Ondo State House of Assembly	30,000,000.00	36,146,375.00	44,499,000.00	43,012,157.19	47,623,576.00	70,514,000.00	271,795,108.19
1 (a)	Office of Speaker	3,000,000.00	3,000,000.00	3,000,000.00	3,600,000.00	3,600,000.00	3,600,000.00	19,800,000.00
(b)	Office of Deputy Speaker	1,500,000.00	1,500,000.00	3,750,000.00	2,700,000.00	2,700,000.00	2,700,000.00	14,850,000.00
2	Gov. Officer (Govt. House & Protocol)	45,830,000.00	45,830,000.00	45,830,000.00	45,830,000.00	45,830,000.00	45,830,000.00	274,980,000.00
3	Political Functionaries in the Gov. Office	2,133,300.00	4,496,700.00	6,115,000.00	2,815,000.00	2,815,000.00	2,815,000.00	21,290,000.00
4	Deputy Governor Office	4,000,000.00	4,000,000.00	4,028,932.57	4,000,000.00	4,000,000.00	4,017,452.58	24,046,385.15
5	Boundary Commission	425,800.00	425,800.00	425,800.00	702,800.00	891,800.00	2,336,800.00	5,208,800.00
6	Cabinet and Special Service Dept.	4,000,000.00	4,028,250.32	4,000,000.00	4,000,000.00	4,981,500.00	4,000,000.00	25,009,750.32
7	Christian Welfare Board	700,000.00	700,000.00	700,000.00	700,000.00	700,000.00	700,000.00	4,200,000.00
8	General Administration Dept.	4,024,318.12	4,000,000.00	4,019,378.17	4,014,564.19	4,000,000.00	4,016,431.98	24,074,692.46
9	Liaison Office, Abuja	1,872,500.00	1,872,500.00	3,982,500.00	2,372,000.00	1,872,500.00	1,872,500.00	13,844,500.00
10	Liaison Office, Lagos	875,000.00	1,555,000.00	1,505,000.00	875,000.00	875,000.00	875,000.00	6,560,000.00
11	Muslim Welfare Board	583,000.00	583,000.00	583,000.00	583,000.00	583,000.00	583,000.00	3,499,800.00
12	Office of Estab & Service Matters	1,750,000.00	1,750,000.00	1,799,481.95	1,750,000.00	1,750,000.00	1,750,000.00	10,549,481.95
13	Office of Estab (E-Pass Office)	204,167.00	204,167.00	204,167.00	204,167.00	204,167.00	204,167.00	1,225,002.00
14	Office of Head of Service	1,000,000.00	1,000,000.00	1,000,000.00	1,000,000.00	1,000,000.00	1,000,000.00	6,000,000.00
15	Ondo State Inf. Managt. Centre (SITDEC)	1,050,000.00	1,050,000.00	1,050,000.00	1,050,000.00	1,050,000.00	1,050,000.00	6,300,000.00
16	Ondo State Pension Board	933,300.00	933,300.00	1,228,300.00	1,233,300.00	1,233,300.00	962,232.50	6,523,732.50
17	Political Affairs Dept.	816,600.00	816,600.00	816,600.00	816,600.00	816,600.00	816,600.00	4,899,600.00
18	Nigerian National Volunteer Service Unit	-	-	-	-	2,172,500.00	-	2,172,500.00

TABLE 30 Contd

S/N	MINISTRIES/DEPARTMENTS	JANUARY	FEBRUARY	MARCH	APRIL	MAY	JUNE	Sub-Total
19	State Action Committee on Aids (ODSACA)	367,500.00	367,500.00	367,500.00	367,500.00	367,500.00	367,500.00	2,205,000.00
20	Poverty Alleviation Programme (APAA)	1,079,167.00	1,079,167.00	1,079,167.00	1,079,167.00	1,079,167.00	1,079,167.00	6,475,002.00
21	Prices and Project Monitoring Unit	758,300.00	1,574,900.00	1,166,600.00	1,167,200.00	1,167,200.00	1,167,200.00	7,001,400.00
22	Public Service Training Institute	291,600.00	291,600.00	291,600.00	291,600.00	291,600.00	291,600.00	1,749,600.00
23	Service Matters	350,000	350,000	350,000	350,000	350,000	350,000	2,100,000.00
24	Multilateral Relation Unit	1,166,600.00	1,166,600.00	1,166,600.00	1,350,600.00	1,166,600.00	1,166,600.00	7,001,400.00
25	Water Sanitation Project (WATSAN)	466,600.00	466,600.00	466,600.00	466,600.00	466,600.00	466,600.00	2,799,600.00
26	Ministry of Agric and Rural Development	3,558,300.00	3,558,300.00	3,558,300.00	3,558,300.00	3,558,300.00	3,558,300.00	21,499,800.00
27	Agric Input & Supply Project	425,800.00	425,800.00	608,333.00	608,333.00	608,333.00	608,333.00	3,284,932.00
28	Agricultural Development Project (ADP)	816,000.00	816,000.00	816,000.00	843,485.93	816,000.00	816,000.00	4,924,685.93
29	Forestry Staff Training Schl. Owo	58,300.00	58,300.00	58,300.00	58,300.00	58,300.00	58,300.00	349,800.00
30	Civil Service Commission	1,983,300.00	1,983,300.00	3,717,811.34	2,266,000.00	2,385,600.00	2,266,000.00	14,602,611.34
31	Commerce and Industry	1,633,300.00	1,633,300.00	2,356,318.47	2,350,933.99	2,360,318.58	2,333,000.00	12,667,171.04
32	Micro Credit Agency	875,000.00	875,000.00	875,000.00	875,000.00	875,000.00	875,000.00	5,250,000.00
33	Cooperative College	116,000.00	116,000.00	116,000.00	116,000.00	116,000.00	116,000.00	699,000.00
34	Ministry of Education	2,450,000.00	2,450,000.00	2,500,221.96	2,450,000.00	2,450,000.00	2,450,000.00	14,750,221.96
35	Agency for Adult & Non-Formal Educ	816,000.00	816,000.00	1,356,000.00	816,000.00	816,000.00	816,000.00	5,436,600.00
36	Scholarship Board	816,000.00	816,000.00	955,600.00	933,000.00	933,000.00	933,000.00	5,387,800.00
37	State Universal Basic Education Board	4,666,600.00	4,666,600.00	4,666,600.00	4,666,600.00	4,666,600.00	4,666,600.00	27,999,600.00
38	Teaching Service Commission	3,033,300.00	3,033,300.00	3,059,503.74	3,052,300.00	3,033,300.00	3,249,300.00	18,461,003.74

39	Finance and Economic Planning	8,166,600.00	8,686,600.00	9,616,600.00	12,494,100.00	10,503,251.08	9,016,600.00	58,483,751.08
40	Accountant General's Office	1,516,600.00	1,561,071.25	1,516,600.00	1,596,600.00	1,516,600.00	1,516,600.00	9,224,071.26

TABLE 30 Contd

S/N	MINISTRIES/DEPARTMENTS	JANUARY	FEBRUARY	MARCH	APRIL	MAY	JUNE	Sub-Total
41	Board of Internal Revenue	4,083,300.00	525,000.00	4,108,520.16	4,129,095.65	4,083,300.00	4,120,773.73	21,049,989.54
42	Pools Betting and Lotteries Board	525,000.00	525,000.00	525,000.00	750,000.00	637,500.00	637,500.00	3,600,000.00
43	Ministry of Health	1,903,458.70	1,928,011.63	1,878,300.00	1,878,300.00	1,878,300.00	1,916,562.16	11,382,932.49
44	Board of Alternative Medicine	35,000.00	35,000.00	35,000.00	35,000.00	35,000.00	35,000.00	210,000.00
45	Health Service Rehab Project	-	-	-	-	-	-	-
46	Health System Fund	32,000.00	32,000.00	32,000.00	32,000.00	32,000.00	32,000.00	192,000.00
47	Hospital Management Board	1,837,500.00	1,837,500.00	1,837,500.00	1,958,188.60	1,837,000.00	1,837,500.00	11,145,188.60
48	Ministry of Information	2,216,600.00	2,216,600.00	2,497,600.00	2,952,496.78	2,227,187.80	2,248,741.72	14,359,226.30
49	Ministry of Culture and Tourism	1,458,300.00	1,458,300.00	1,697,500.00	1,458,300.00	2,237,300.00	1,458,300.00	9,768,000.00
50	Govt. Printing Press	387,959.46	350,000.00	365,628.08	350,000.00	372,110.61	350,000.00	2,175,698.15
51	Tourism Board	957,800.00	747,800.00	932,800.00	1,558,800.00	1,542,800.00	747,800.00	6,487,800.00
52	Ministry of Justice	3,266,600.00	3,985,978.18	3,266,600.00	3,585,335.10	3,266,600.00	4,251,600.00	21,622,713.28
53	Judicial Service Commission	2,150,000.00	2,150,000.00	2,150,000.00	2,150,000.00	2,150,000.00	2,150,000.00	12,900,000.00
54	Judiciary	3,227,000.00	3,227,000.00	3,227,000.00	3,227,000.00	3,227,000.00	3,227,000.00	19,362,000.00
55	Customary Court of Appeal	-	-	-	-	-	-	-
56	Law Commission	583,300.00	1,061,532.37	583,300.00	583,200.00	583,300.00	583,300.00	3,977,932.37
57	Local Government Audit	630,000.00	630,000.00	630,000.00	630,000.00	630,000.00	865,000.00	4,015,000.00
58	Local Govt. Service Commission	420,000.00	420,000.00	420,000.00	420,000.00	420,000.00	420,000.00	2,520,000.00
59	Ministry of Special Duties (Public Utilities)	1,750,000.00	1,750,000.00	1,750,000.00	1,750,000.00	1,750,000.00	1,750,000.00	10,500,000.00
60	State Audit Department	1,050,000.00	1,440,000.00	1,050,000.00	1,050,000.00	1,050,000.00	1,050,000.00	6,690,000.00
61	State Indep. Electoral Commission	1,347,500.00	2,152,500.00	1,750,000.00	2,528,000.00	1,750,000.00	1,942,500.00	11,470,500.00

62	Min. of Women Affairs	1,925,000.00	1,925,000.00	1,925,000.00	1,979,775.85	1,925,000.00	1,941,008.38	11,620,784.23
63	Works and Transport	2,007,457.18	2,058,028.15	1,998,057.55	2,122,348.21	2,004,326.78	2,784,300.00	12,974,517.87
64	Lands and Housing	2,625,000.00	2,625,000.00	2,625,000.00	2,025,000.00	4,186,432.50	2,625,000.00	16,711,432.50

TABLE 30 Contd

S/N	MINISTRIES/DEPARTMENTS	JANUARY	FEBRUARY	MARCH	APRIL	MAY	JUNE	Sub-Total
65	Comm. Based Urban Dev. Project	350,000.00	350,000.00	350,000.00	350,000.00	350,000.00	350,000.00	2,100,000.00
66	Youth & Sport	939,167.00	939,167.00	939,167.00	939,167.00	-	1,878,334.00	5,635,002.00
67	House of Assembly Service Comm.	1,600,000.00	1,600,000.00	1,600,000.00	1,600,000.00	2,099,036.14	1,600,000.00	10,099,036.14
68	BTVE	1,750,000.00	2,175,000.00	1,750,000.00	1,960,000.00	1,750,000.00	1,781,069.14	11,166,069.14
69	Teaching Service Comm (Zonal)	2,100,000.00	2,100,000.00	2,100,000.00	2,100,000.00	2,100,000.00	2,100,000.00	12,600,000.00
70	State Universal Basic Education (Zonal)	1,779,100.00	1,779,100.00	1,779,100.00	1,779,100.00	1,779,100.00	1,779,100.00	10,674,600.00
71	Fire Service Dept.	565,800.00	565,800.00	291,600.00	291,600.00	291,600.00	291,600.00	2,298,000.00
72	Judiciary-Office of the Hon. Chief Judge	1,400,000.00	1,400,000.00	1,400,000.00	1,400,000.00	1,400,000.00	1,400,000.00	8,400,000
	GRAND TOTAL	185,012,594.46	194,672,947.90	214,697,087.99	210,588,915.49	215,960,606.49	238,762,973.19	1,258,890,825.53

TABLE 31

CAPITAL RELEASES TO MINISTRIES DEPARTMENTS AND COMMISSION 2007

S/N	MINISTRIES/DEPARTMENTS	JANUARY	FEBRUARY	MARCH	APRIL	MAY
1	WASTE MANAGEMENT AUTH.	533,000.00	533,000.00	583,000.00	583,000.00	583,000.00
2	WORKS & TRANSPORT	1,000,000.00	875,000.00	875,000.00	1,07,000.00	1,079,000.00
3	BOARD TECHNICAL	13,000,000.00	7,466,000.00	7,466,000.00	10,966,000.00	8,533,300.00
4	MARD	533,000.00	533,000.00	583,000.00	583,000.00	583,000.00
5	SPECIAL DUTIES	38,330,000.00	32,083,000.00	41,250,000.00	64,168,499.00	45,830,000.00
6	OSRC	5,000,000.00	3,850,000.00	3,850,000.00	3,850,000.00	3,850,000.00
7	FINANCE	333,000.00	583,000.00	583,000.00	583,000.00	583,000.00
8	WOMEN AFFAIRS	33,000.00	33,000.00	33,000.00	33,000.00	33,000.00
9	SUNSHINE	2,000,000.00	3,558,000.00	3,032,000.00	3,558,000.00	3,558,000.00
10	HEALTH	800,000.00	875,000.00	875,000.00	1,250,000.00	1,000,000.00
11	GOVT. HOUSE PROTOCOL	1,466,000.00	1,900,000.00	1,750,000.00	1,750,000.00	1,750,000.00
12	LANDS & HOUSING	2,400,000.00	2,100,000.00	2,100,000.00	2,100,000.00	2,100,000.00
13	NATURAL RESOURCES	6,093,000.00	2,006,000.00	2,006,000.00	2,006,000.00	2,006,000.00

14	CIVIL SERVICE COMMISSION	1,666,000.00	1,750,000.00	1,750,000.00	1,750,000.00	1,750,000.00
15	CULTURE & TOURISM	21,800,000.00	26,250,000.00	26,250,000.00	30,000,000.00	30,000,000.00

TABLE 31 CONTD

CAPITAL RELEASES TO MINISTRIES DEPARTMENTS AND COMMISSION 2007

S/N	MINISTRIES /DEP ARTMENTS	JANARY	FEBRUARY	MARCH	APRIL	MAY
16	INFORMATION	3,200,000.00	2,625,000.00	2,625,000.00	3,000,000.00	3,000,000.00
17	COMMERCE	800,000.00	1,312,500.00	1,312,500.00	1,500,000.00	1,500,000.00
18	WATER CORPORATION	2,266,000.00	2,100,000.00	2,100,000.00	2,100,000.00	2,450,000.00
19	WATSAN	2,91,000.00	2,450,000.00	2,450,000.00	2,450,000.00	2,450,000.00
20	DEPUTY GOVERNOR	600,000.00	700,000.00	700,000.00	700,000.00	700,000.00
21	OWENA PRESS	666,000.00	700,000.00	700,000.00	700,000.00	700,000.00
22	EDUCATION	2,000,000.00	1,750,000.00	1,750,000.00	1,750,000.00	1,750,000.00
23	ADEKUNLE AJASIN UNIVERSITY	1,333,000.00	933,000.00	933,000.00	933,000.00	933,000.00
24	MICRO CREDIT	450,000.00	875,000.00	875,000.00	875,000.00	875,000.00
25	LAW COMMISSION	3,333,000.00	2,916,000.00	3,558,000.00	2,916,000.00	2,916,000.00
26	GENERAL ADM.DEPT.	1,800,000.00	-	-	-	-
27	SUBEB	1,833,000.00	1,750,000.00	1,750,000.00	1,750,000.00	1,750,000.00
28	JUSTICE	1,600,000.00	1,575,000.00	1,575,000.00	1,575,000.00	1,575,000.00

29	COMM. BASED URBAN DEV. PROJECT	733,000.00	816,000.00	816,000.00	816,000.00	816,000.00
30	RUFUS GIWA POLY	40,000.00	35,000.00	35,000.00	35,000.00	816,000.00

TABLE 31 CONTD

CAPITAL RELEASES TO MINISTRIES DEPARTMENTS AND COMMISSION 2007

S/N	MINISTRIES/DEPARTMENTS	JANUARY	FEBRUARY	MARCH	APRIL	MAY
31	PENSION BOARD	533,000.00	583,000.00	583,000.00	583,000.00	583,000.00
32	JUDICIAL SERVICE COMMISSION	6,000,000.00	3,500,000.00	4,083,000.00	4,083,000.00	4,083,000.00
33	SPORT COUNCIL	4,000,000.00	3,616,000.00	3,616,000.00	3,616,000.00	3,616,000.00
34	JUDICIARY	2,140,000.00	2,800,000.00	2,800,000.00	2,800,000.00	2,800,000.00
35	OSEB	1,133,000.00	1,050,000.00	1,050,000.00	1,050,000.00	1,050,000.00
36	ESTAB	1,220,000.00	850,000.00	850,000.00	850,000.00	850,000.00
37	BIR	1,133,000.00	1,166,000.00	1,166,000.00	1,166,000.00	1,166,000.00
38	OSDPC	1,866,000.00	1,750,000.00	1,750,000.00	1,750,000.00	1,750,000.00
39	LIBRARY BOARD	936,000.00	819,000.00	819,000.00	819,000.00	819,000.00
40	ODHA	733,000.00	816,000.00	816,000.00	816,000.00	816,000.00
41	POLITICAL & ECONOMIC	533,000.00	525,000.00	525,000.00	525,000.00	525,000.00
42	LIAISON OFFICE, ABUJA	1,333,000.00	1,400,000.00	1,400,000.00	1,400,000.00	1,400,000.00

43	CABINET	1,666,666.00	1,866,000.00	1,866,000.00	1,866,000.00	1,866,000.00
44	CHRISTAIN WELFFAIR BORD	637,000.00	816,000.00	816,000.00	816,000.00	816,000.00
45	APAA	400,000.00	466,000.00	466,000.00	466,000.00	466,000.00
46	TOURISM BOARD	333,000.00	350,000.00	350,000.00	350,000.00	350,000.00

TABLE 31 CONTD

S/N	MINISTRIES/DEP ARTMENTS	JANUARY	FEBRUARY	MARCH	APRIL	MAY
47	BOUNDARY COMMISSION	200,000.00	175,000.00	175,000.00	175,000.00	175,000.00
48	LGSC	40,000.00	58,000.00	58,000.00	58,000.00	58,000.00
49	LOCAL GOVT. AUDIT	1,133,000.00	1,050,000.00	1,050,000.00	1,050,000.00	1,050,000.00
50	HMB	1,800,000.00	1,400,000.00	1,400,000.00	1,400,000.00	1,400,000.00
51	PPMU	2,500,000.00	1,750,000.00	1,750,000.00	1,750,000.00	1,750,000.00
52	STATE AUDIT	666,000.00	583,000.00	583,000.00	583,000.00	583,000.00
53	TESCOM	3,330,000.00	2,333,000.00	2,999,000.00	3,330,000.00	3,330,000.00
54	ADULT EDUCATION	933,000.00	875,000.00	875,000.00	875,000.00	875,000.00
55	POOL BETTING	240,000.00	210,000.00	210,000.00	210,000.00	210,000.00
56	ADP	433,000.00	466,000.00	466,000.00	466,000.00	466,000.00
57	COMPUTER INF. CENTRE	2,000,000.00	175,000.00	175,000.00	175,000.00	175,000.00
58	HEAD OF SERVICE	120,000.00	116,000.00	116,000.00	116,000.00	116,000.00

59	SCHORLARSHIP BOARD	1,650,000.00	1,050,000.00	1,050,000.00	1,050,000.00	1,050,000.00
60	MULTILATERAL RELATIONS	1,333,000.00	1,079,000.00	1,079,000.00	1,079,000.00	1,079,000.00
61	UNDP	400,000.00	400,000.00	420,000.00	420,000.00	420,000.00
62	SITEC	666,000.00	1,050,000.00	1,050,000.00	1,050,000.00	1,050,000.00
63	ODIEC	-	700,000.00	700,000.00	700,000.00	700,000.00

TABLE 31 CONTD

S/N	MINISTRIES/DEP ARTMENTS	JANUARY	FEBRUARY	MARCH	APRIL	MAY
64	SERVICE MATTER (SMD)	-	291,000.00	291,000.00	291,000.00	291,000.00
65	MUSLIM BOARD	-	466,000.00	466,000.00	466,000.00	4,200,000.00
66	LIAISON OFFICE- LAGOS	-	2,660,000.00	2,660,000.00	2,660,000.00	2,660,000.00
67	ODSACA	-	-	583,000.00	583,000.00	583,000.00
68	E-PASS					
69	PUBLIC SERVICE TRAINING INSTITUTE					
70	DEBT. OWED FINANCE					
71	STATE CUSTOMARY COURT OF APPEAL (JSC)					
72	PUBLIC UTILITIES					
	TOTAL	160,597,666.00	144,192,500.00	155,277,500.00	185,830,499.00	169,865,300.00

TABLE 31 CONTD

CAPIT AL RELEASES TO MINISTRIES DEPARTMENTS AND COMMISSION 2007

SIN	MINISTRIES DEPARTMENTS	JUNE	JULY	AUGUST	SEPTEMBER	OCTOBER
1	LOCAL GOVT. AUDIT	583,000.00	583,000.00	583,000.00	583,000.00	583,000.00
2	A.D.P	875,000.00	875,000.00	875,000.00	875,000.00	875,000.00
3	FINANCE	8,533,300.00	8,533,300.00	8,533,300.00	8,533,300.00	8,533,300.00
4	CHRISTIAN PILGRIMS WELFARE BOARD	583,000.00	583,000.00	583,000.00	583,000.00	583,000.00
5	GOVT. HOUSE AND PROTOCOL	45,830,000.00	45,830,000.00	45,830,000.00	45,830,000.00	45,830,000.00
6	B.I.R	5,000,000.00	5,000,000.00	5,000,000.00	5,000,000.00	5,000,000.00
7	BOUNDARY COMMISSION	583,000.00	583,000.00	583,000.00	583,000.00	583,000.00
8	HEALTH SYSTEM REHABILITATION BOARD	33,000.00	33,000.00	33,000.00	33,000.00	33,000.00
9	AGRIC AND RURAL DEVELOPMENT	3,558,000.00	3,558,000.00	3,558,000.00	3,558,000.00	3,558,000.00
10	P. P. M. U.	1,000,000.00	1,000,000.00	1,000,000.00	1,000,000.00	1,000,000.00
11	CIVIL SERVICE COMMISSION	1,750,000.00	1,750,000.00	1,750,000.00	1,750,000.00	1,750,000.00
12	MINISTRY OF EDUCATION	2,100,000.00	2,100,000.00	2,100,000.00	2,100,000.00	2,100,000.00
13	S. P.E.B	12,660,000.00	4,660,000.00	4,660,000.00	4,660,000.00	4,660,000.00
14	WOMEN'S AFFAIRS	1,750,000.00	1,750,000.00	1,750,000.00	1,750,000.00	1,750,000.00
15	HOUSE OF ASSEMBLY	30,000,000.00	30,000,000.00	30,000,000.00	30,000,000.00	30,000,000.00

TABLE 31 CONTD

SIN	MINISTRIES/DEPARTMENTS	JUNE	JULY	AUGUST	SEPTEMBER	OCTOBER
16	SPEAKER OF HOUSE OF ASSEMBLY	3,000,000.00	3,000,000.00	3,000,000.00	3,000,000.00	3,000,000.00
17	DEPUTY SPEAKER OF HOUSE OF ASSEMBLY	1,500,000.00	1,500,000.00	1,500,000.00	1,500,000.00	1,500,000.00
18	TESCOM	2,100,000.00	2,100,000.00	2,100,000.00	1,470,000.00	1,470,000.00
19	GOVERNOR'S OFFICE	2,450,000.00	2,450,000.00	2,800,000.00	2,800,000.00	2,800,000.00
20	SCHOLARSHIP BOARD	700,000.00	700,000.00	700,000.00	700,000.00	700,000.00
21	TOURISM BOARD	700,000.00	700,000.00	700,000.00	700,000.00	700,000.00
22	H.M.B.	1,750,000.00	1,750,000.00	1,750,000.00	1,750,000.00	1,750,000.00
23	STATE AUDIT	933,000.00	933,000.00	933,000.00	933,000.00	933,000.00
24	LIAISON OFFICE_LAGOS	875,000.00	875,000.00	875,000.00	875,000.00	875,000.00
25	WORKS	2,916,000.00	2,916,000.00	2,916,000.00	2,916,000.00	2,916,000.00
26	NATURAL RESOURCES	-	-	-	-	-

27	COMMERCE	1,750,000.00	1,750,000.00	1,750,000.00	1,750,000.00	1,750,000.00
----	----------	--------------	--------------	--------------	--------------	--------------

TABLE 31 CONTD

SIN	MINISTRIES/DEPARTMENTS	JUNE	JULY	AUGUST	SEPTEMBER	OCTOBER
28	SPECIAL DUTIES	1,575,000.00	1,575,000.00	1,575,000.00	1,575,000.00	1,575,000.00
29	PENSION BOARD	816,000.00	816,000.00	816,000.00	816,000.00	816,000.00
30	ALTERNATIVE MEDICINE BOARD	35,000.00	35,000.00	35,000.00	35,000.00	35,000.00
31	LAW COMMISSION	583,000.00	583,000.00	583,000.00	583,000.00	583,000.00
32	DEPUTY GOVERNOR'S OFFICE	4,083,000.00	4,083,000.00	4,083,000.00	4,083,000.00	4,083,000.00
33	JUSTICE	3,616,000.00	3,616,000.00	3,616,000.00	3,616,000.00	4,133,000.00
34	CABINET	2,800,000.00	2,800,000.00	3,200,000.00	3,200,000.00	3,200,000.00
35	INFORMATION	1,050,000.00	1,050,000.00	1,050,000.00	1,050,000.00	1,200,000.00
36	HEAD OF SERVICE	850,000.00	850,000.00	850,000.00	850,000.00	850,000.00
37	LANDS & HOUSING	1,166,000.00	1,166,000.00	1,166,000.00	1,166,000.00	1,166,000.00

38	O.D.I.E.C	1,750,000.00	1,750,000.00	1,750,000.00	1,750,000.00	1,750,000.00
39	BOARD FOR TECHNICAL & VOCATIONAL EDUCATION	819,000.00	819,000.00	819,000.00	819,000.00	819,000.00

TABLE 31 CONTD

SIN	MINISTRIES/DEPARTMENTS	JUNE	JULY	AUGUST	SEPTEMBER	OCTOBER
40	POLITICAL & ECONOMIC	816,000.00	816,000.00	933,000.00	933,000.00	933,000.00
41	POOLS BETTING	525,000.00	525,000.00	525,000.00	525,000.00	525,000.00
42	ESTAB & MGT. SERVICES	1,400,000.00	1,400,000.00	1,400,000.00	1,400,000.00	1,400,000.00
43	LIAISON OFFICE- ABUJA	1,866,000.00	1,866,000.00	1,866,000.00	1,866,000.00	1,866,000.00
44	ADULT EDUCATION	816,000.00	816,000.00	816,000.00	816,000.00	816,000.00
45	MUSLIM WELFARE BOARD	466,000.00	466,000.00	466,000.00	466,000.00	466,000.00
46	GOVT. PRINTING PRESS	350,000.00	350,000.00	350,000.00	350,000.00	350,000.00
47	STAFF DEVELOPMENT CENTRE	175,000.00	175,000.00	175,000.00	175,000.00	175,000.00
48	FORESTRY STAFF TRAINING SCHOOL	58,000.00	58,000.00	58,000.00	58,000.00	58,000.00

49	SITDEC	1,050,000.00	1,050,000.00	1,050,000.00	1,050,000.00	1,050,000.00
50	ACCOUNTING GENERAL	1,400,000.00	1,400,000.00	1,400,000.00	1,400,000.00	1,400,000.00
51	HEALTH	1,750,000.00	1,750,000.00	2,000,000.00	2,000,000.00	2,000,000.00

TABLE 31 CONTD

SIN	MINISTRIES/DEPARTMENTS	JUNE	JULY	AUGUST	SEPTEMBER	OCTOBER
52	FIRE SERVICE DEPART.	583,000.00	583,000.00	583,000.00	583,000.00	583,000.00
53	POLITICAL FUNCTIONARIES	3,330,000.00	3,330,000.00	3,330,000.00	3,330,000.00	3,330,000.00
54	MICRO CREDIT	875,000.00	875,000.00	875,000.00	875,000.00	875,000.00
55	C.B.U.D.P.	210,000.00	210,000.00	210,000.00	210,000.00	210,000.00
56	WATSAN	466,000.00	466,000.00	466,000.00	466,000.00	466,000.00
57	S.M.D.	175,000.00	175,000.00	175,000.00	175,000.00	175,000.00
58	CO-OPERATIVE COLLEGE	116,000.00	116,000.00	116,000.00	116,000.00	116,000.00
59	CULTURE & TOURISM	1,050,000.00	1,050,000.00	1,050,000.00	1,200,000.00	1,200,000.00

60	APAA	1,079,000.00	1,541,660.00	1541,660.00	1,541,660.00	1,541,660.00
61	LGSC	420,000.00	420,000.00	420,000.00	420,000.00	420,000.00
62	MULTILATERAL RELATIONS	1,050,000.00	1,050,000.00	1,200,000.00	1,200,000.00	1,500,000.00
63	AISP	700,000.00	700,000.00	1,050,000.00	1,050,000.00	700,000.00

TABLE 31 CONTD

SIN	MINISTRIES/DEPARTMENTS	JUNE	JULY	AUGUST	SEPTEMBER	OCTOBER
64	E-PASS	291,000.00	291,000.00	291,000.00	291,000.00	291,000.00
65	ODSACA	466,000.00	466,000.00	466,000.00	466,000.00	466,000.00
66	SUBEB (SONAL OFFICES)	1,400,000.00	1,400,000.00	1,400,000.00	1,400,000.00	1,400,000.00
67	NATIONAL VOLUNTEER SERVICE UNIT	583,000.00	583,000.00	583,000.00	583,000.00	583,000.00
68	YOUTH DEV. & SPORT	-	-	4,200,000.00	783,924.00	783,924.00
	TOTAL	176,121,300,000.00	168,583,960.00	174,400,960.00	170,504,884.00	171,121,884.00

TABLE 31 CONTD

CAPITAL RELEASES TO MINISTRIES DEPARTMENTS AND COMMISSION 2007

S/N	MINISTRIES DEPARTMENTS	NOVEMBER	DECEMBER	TOTAL
1	LOCAL GOVT. AUDIT	583,000.00	583,000.00	
2	A.D.P	875,000.00	875,000.00	
3	FINANCE	8,533,300.00	7,466,000.00	
4	CHRISTIAN PILGRIMS WELFARE BOARD	583,000.00	583,000.00	
5	GOVT. HOUSE AND PROTOCOL	45,830,000.00	43,330,000.00	
6	B.I.R	5,000,000.00	5,000,000.00	
7	BOUNDARY COMMISSION	583,000.00	583,000.00	
8	HEALTH SYSTEM REHABILITATION BOARD	33,000.00	33,000.00	
9	AGRIC AND RURAL DEVELOPMENT	3,558,000.00	3,558,000.00	

10	P. P. M. U.	1,000,000.00	1,250,000.00	
11	CIVIL SERVICE COMMISSION	1,750,000.00	1,750,000.00	
12	MINISTRY OF EDUCATION	2,100,000.00	2,100,000.00	
13	S. P.E.B	4,660,000.00	4,660,000.00	
14	WOMEN'S AFFAIRS	1,750,000.00	1,750,000.00	
15	HOUSE OF ASSEMBLY	30,000,000.00	30,000,000.00	

TABLE 31 CONTD

S/N	MINISTRIES/DEPT ARTMENTS	NOVEMBER	DECEMBER	TOTAL
16	SPEAKER OF HOUSE OF ASSEMBLY	3,000,000.00	3,000,000.00	
17	DEPUTY SPEAKER OF HOUSE OF ASSEMBLY	1,500,000.00	1,500,000.00	
18	TESCOM	1,470,000.00	1,680,000.00	
19	GOVERNOR'S OFFICE	2,450,000.00	3,500,000.00	
20	SCHOLARSHIP BOARD	700,000.00	1,000,000.00	
21	TOURISM BOARD	700,000.00	700,000.00	
22	H.M.B.	1,750,000.00	1,750,000.00	
23	STATE AUDIT	933,000.00	933,000.00	
24	LIAISON OFFICE_LAGOS	875,000.00	875,000.00	

25	WORKS	2,916,000.00	2,916,000.00	
26	NATURAL RESOURCES	-	-	
27	COMMERCE	1,750,000.00	1,750,000.00	
28	SPECIAL DUTIES	1,575,000.00	1,575,000.00	
29	PENSION BOARD	933,333.00	933,333.00	
30	ALTERNATIVE MEDICINE BOARD	35,000.00	35,000.00	
31	LAW COMMISSION	583,000.00	583,000.00	

TABLE 31 CONTD

z	MINISTRIES/DEPARTMENTS	NOVEMBER	DECEMBER	TOTAL
32	DEPUTY GOVERNOR'S OFFICE	4,083,000.00	4,083,000.00	
33	JUSTICE	4,133,000.00	4,133,000.00	
34	CABINET	4,000,000.00	4,000,000.00	
35	INFORMATION	1,200,000.00	1,200,000.00	
36	HEAD OF SERVICE	850,000.00	850,000.00	
37	LANDS & HOUSING	1,166,000.00	1,166,000.00	
38	O.D.I.E.C	1,750,000.00	2,500,000.00	
39	BOARD FOR TECHNICAL & VOCATIONAL EDUCATION	819,000.00	819,000.00	

40	POLITICAL & ECONOMIC	1,166,000.00	1,166,000.00	
41	POOLS BETTING	525,000.00	525,000.00	
42	ESTAB & MGT. SERVICES	1,400,000.00	1,400,000.00	
43	LIAISON OFFICE- ABUJA	1,866,000.00	1,866,000.00	
44	ADULT EDUCATION	816,000.00	816,000.00	
45	MUSLIM WELFARE BOARD	466,000.00	466,000.00	
46	GOVT. PRINTING PRESS	350,000.00	350,000.00	
47	STAFF DEVELOPMENT CENTRE	175,000.00	175,000.00	

TABLE 31 CONTD

S/N	MINISTRIES/DEPARTMENTS	NOVEMBER	DECEMBER	TOTAL
48	FORESTRY STAFF TRAINING SCHOOL	58,000.00	58,000.00	
49	SITDEC	1,050,000.00	1,050,000.00	
50	ACCOUNTING GENERAL	1,400,000.00	1,400,000.00	
51	HEALTH	2,000,000.00	2,000,000.00	
52	FIRE SERVICE DEPART.	583,000.00	583,000.00	
53	POLITICAL FUNCTIONARIES	3,330,000.00	3,330,000.00	
54	MICRO CREDIT	875,000.00	1,000,000.00	

55	C.B.U.D.P.	210,000.00	210,000.00	
56	WATSAN	466,000.00	466,000.00	
57	S.M.D.	175,000.00	175,000.00	
58	CO-OPERATIVE COLLEGE	116,000.00	116,000.00	
59	CULTURE & TOURISM	1,200,000.00	1,200,000.00	
60	APAA	1,541,660.00	1,541,660.00	
61	LGSC	420,000.00	420,000.00	
62	MULTILATERAL RELATIONS	1,050,000.00	1,050,000.00	
63	AISP	700,000.00	700,000.00	
64	E-PASS	291,000.00	291,000.00	

TABLE 31 CONTD

S/N	MINISTRIES/DEPARTMENTS	NOVEMBER	DECEMBER	TOTAL
65	ODSACA	466,000.00	466,000.00	
66	SUBEB (SONAL OFFICES)	1,400,000.00	1,400,000.00	
67	NATIONAL VOLUNTEER SERVICE UNIT	583,000.00	583,000.00	
68	YOUTH DEV. & SPORT	783,924.00	783,924.00	
	TOTAL	171,472,217.00	170,589,917.00	

TABLE 32

MONTHLY CAPITAL RELEASES TO MINISTRIES DEPARTMENTS AND COMMISSION 2008

S/N	MINISTRIES/DEPARTMENTS	JANUARY	FEBRUARY	MARCH	APRIL	MAY	JUNE	Sub-Total
1	Ondo State House of Assembly	43,000,000.00	44,372,000.00	43,000,000.00	43,000,000.00	43,000,000.00	64,500,000.00	280,872,000.00
1 (a)	Office of Speaker	3,600,000.00	3,600,000.00	3,600,000.00	3,600,000.00	3,600,000.00	5,400,000.00	23,400,000.00
(b)	Office of Deputy Speaker	2,700,000.00	2,700,000.00	2,700,000.00	2,700,000.00	2,700,000.00	4,050,000.00	17,550,000.00
2	Gov. Officer (Govt. House & Protocol)	45,840,231.92	45,290,000.00	45,740,000.00	45,740,000.00	45,740,000.00	45,740,000.00	274,090,231.92
3	Political Functionaries in the Gov. Office	2,815,000.00	2,815,000.00	2,815,000.00	2,815,000.00	2,815,000.00	-	14,075,000.00
4	Deputy Governor Office	8,310,000.00	5,648,000.00	6,376,000.00	1,146,000.00	7,182,292.50	17,798,500.00	46,460,792.50
5	Boundary Commission	425,800.00	425,800.00	425,800.00	471,595.65	425,800.00	1,052,800.00	3,227,595.65
6	Cabinet and Special Service Dept.	4,000,000.00	4,000,000.00	4,000,000.00	5,000,000.00	5,000,000.00	5,000,000.00	27,000,000.00

7	Christian Welfare Board	700,000.00	700,000.00	700,000.00	700,000.00	700,000.00	700,000.00	4,200,000.00
8	General Administration Dept.	4,000,000.00	4,000,000.00	4,041,546.39	5,018,415.30	5,000,000.00	13,100,000.00	35,159,961.69
9	Liaison Office, Abuja	3,042,500.00	1,872,500.00	2,558,940.00	4,052,500.00	3,152,500.00	2,907,500.00	17,586,440.00
10	Liaison Office, Lagos	1,565,000.00	875,000.00	875,000.00	1,665,000.00	1,665,000.00	875,000.00	7,520,000.00
11	Muslim Welfare Board	583,300.00	583,300.00	583,300.00	583,300.00	583,300.00	583,300.00	3,499,500.00
12	Office of Estab & Service Matters	122,000.00	1,750,000.00	1,750,000.00	8,690,000.00	2,916,000.00	1,750,000.00	16,978,000.00
13	Office of Estab (E-Pass Office)	204,167.00	204,167.00	204,167.00	204,167.00	204,167.00	1,004,167.00	2,025,002.00
14	Office of Head of Service	1,045,795.00	1,000,000.00	1,000,000.00	1,565,000.00	1,220,000.00	1,000,000.00	6,830,795.65
15	Ondo State Inf. Managt. Centre (SITDEC)	1,050,000.00	1,050,000.00	1,050,000.00	1,200,000.00	1,200,000.00	1,200,000.00	6,750,000.00
16	Ondo State Pension Board	933,300.00	933,300.00	933,300.00	1,066,000.00	1,066,000.00	4,066,666.00	8,999,898.00
17	Political Affairs Dept.	816,600.00	816,600.00	816,600.00	1,166,666.00	1,166,666.00	1,166,666.00	5,949,798.00
18	Nigerian National Volunteer Service Unit	583,300.00	583,300.00	583,300.00	583,300.00	583,300.00	583,300.00	3,499,800.00
19	State Action Committee on Aids (ODSACA)	1,787,500.00	830,000.00	367,500.00	367,500.00	367,500.00	367,500.00	4,087,500.00
20	Poverty Alleviation Programme (APAA)	1,079,167.00	1,079,167.00	2,004,166.34	1,541,660.00	1,541,660.00	1,541,660.00	8,787,480.34

TABLE 32 Contd

S/N	MINISTRIES/DEPARTMENTS	JANUARY	FEBRUARY	MARCH	APRIL	MAY	JUNE	Sub-Total
21	Prices and Project Monitoring Unit	1,167,200.00	1,276,200.00	1,879,200.00	2,294,666.00	1,666,666.00	1,666,666.00	9,968,598.00
22	Public Service Training Institute	291,600.00	291,600.00	291,600.00	949,100.00	291,600.00	291,600.00	2,407,100.00
23	Service Matters	350,000.00	350,000.00	350,000.00	1,019,500.00	350,000.00	1,149,900.00	3,569,400.00
24	Multilateral Relation Unit	1,666,600.00	1,666,600.00	1,666,600.00	1,666,600.00	1,666,600.00	1,666,600.00	9,999,798.00
25	Water Sanitation Project (WATSAN)	466,600.00	466,600.00	466,600.00	484,533.98	466,600.00	466,600.00	2,817,533.98
26	Ministry of Agric and Rural Development	3,792,461.99	3,558,300.00	3,558,300.00	3,558,300.00	3,587,232.50	5,339,238.37	23,393,832.86
27	Agric Input & Supply Project	608,333.00	608,333.00	608,333.00	608,333.00	608,333.00	608,333.00	3,649,998.00

28	Agricultural Development Project (ADP)	816,600.00	816,600.00	816,600.00	816,600.00	845,286.99	1,166,800.00	5,278,486.99
29	Forestry Staff Training Schl. Owo	58,300.00	58,300.00	58,300.00	58,300.00	58,300.00	58,300.00	349,800.00
30	Civil Service Commission	3,576,600.00	2,266,600.00	2,292,923.98	2,266,600.00	2,266,600.00	4,921,600.00	17,590,923.98
31	Commerce and Industry	2,193,000.00	2,333,000.00	2,333,000.00	2,456,963.64	2,333,000.00	2,333,000.00	13,981,963.64
32	Micro Credit Agency	875,000.00	875,000.00	875,000.00	875,000.00	1,125,000.00	1,000,000.00	5,625,000.00
33	Cooperative College	116,600.00	116,600.00	116,600.00	116,600.00	116,600.00	116,600.00	699,600.00
34	Ministry of Education	2,040,000.00	2,450,000.00	3,521,477.52	3,562,886.63	3,500,000.00	3,500,000.00	18,574,364015
35	Agency for Adult & Non-Formal Educ	816,000.00	816,000.00	866,000.00	1,166,666.00	1,827,666.00	1,166,666.00	6,658,998.00
36	Scholarship Board	933,000.00	93,000.00	933,000.00	933,000.00	933,000.00	933,000.00	5,598,000.00
37	State Universal Basic Education Board	4,666,600.00	2,816,666.00	2,816,666.00	5,333,333.00	2,333,333.00	3,333,333.00	21,299,931.00
38	Teaching Service Commission	3,033,300.00	239,711,759.00	235,550,563.00	243,507,706.00	2,333,333.00	7,289,783.00	731,426,444.00
39	Finance and Economic Planning	9,753,283.00	9,862,600.00	8,856,600.00	13,518,000.00	12,927,833.00	21,882,493.00	76,800,809.00
40	Accountant General's Office	1,516,600.00	1,516,600.00	1,516,600.00	1,558,332.06	1,562,395.65	5,896,600.00	13,657,127.71
41	Board of Internal Revenue	411,018,593.00	4,666,670.00	4,757,579.56	4,666,670.00	4,666,666.00	4,666,666.00	434,442,844.56
42	Pools Betting and Lotteries Board	637,500.00	637,500.00	737,500.00	537,500.00	2,112,500.00	637,500.00	5,300,000.00
43	Ministry of Health	1,878,300.00	1,878,300.00	1,878,300.00	2,506,622.08	4,086,233.14	7,146,666.00	19,374,421.22
44	Board of Alternative Medicine	35,000.00	35,000.00	40,000.00	40,000.00	40,000.00	40,000.00	230,000.00

TABLE 32 Contd

S/N	MINISTRIES/DEPARTMENTS	JANUARY	FEBRUARY	MARCH	APRIL	MAY	JUNE	Sub-Total
45	Health Service Rehab Project	-	-	-	-	-	-	-
46	Health System Fund	32,000.00	32,000.00	32,000.00	32,000.00	32,000.00	32,000.00	192,000.00
47	Hospital Management Board	1,837,500.00	3,050,200.00	1,837,500.00	1,837,500.00	3,983,295.64	5,587,500.00	18,133,495.64
48	Ministry of Information	2,216,600.00	1,260,000.00	1,843,200.93	5,607,123.30	2,533,333.00	6,095,946.06	19,556,203.29
49	Ministry of Culture and Tourism	1,485,300.00	1,485,300.00	1,485,300.00	1,485,300.00	3,869,599.00	2,083,330.00	11,894,129.00
50	Govt. Printing Press	350,000.00	350,000.00	350,000.00	436,298.08	350,000.00	395,795.65	2,232,093.73
51	Tourism Board	747,800.00	747,800.00	747,800.00	1,351,800.00	1,709,399.00	1,027,600.00	6,332,199.00

52	Ministry of Justice	3,016,600.00	3,266,600.00	3,266,600.00	3,266,600.00	4,200,000.00	7,233,300.00	24,249,700.00
53	Judicial Service Commission	2,150,000.00	2,150,000.00	2,150,000.00	2,150,000.00	2,150,000.00	2,150,000.00	12,900,000.00
54	Judiciary	4,610,000.00	4,610,000.00	4,610,000.00	4,610,000.00	4,610,000.00	4,610,000.00	27,660,000.00
55	Customary Court of Appeal	-	-	-	-	-	-	-
56	Law Commission	583,300.00	1,823,300.00	583,300.00	583,300.00	583,300.00	583,300.00	4,739,800.00
57	Local Government Audit	630,000.00	630,000.00	1,003,000.00	630,000.00	2,967,000.00	630,000.00	6,490,000.00
58	Local Govt. Service Commission	420,000.00	420,000.00	420,000.00	420,000.00	420,000.00	420,000.00	2,520,000.00
59	Ministry of Special Duties (Public Utilities)	1,750,000.00	1,750,000.00	1,750,000.00	1,750,000.00	1,750,000.00	1,750,000.00	10,500,000.00
60	State Audit Department	1,050,000.00	1,050,000.00	1,209,000.00	1,455,500.00	1,206,151.33	1,240,000.00	7,210,651.33
61	State Indep. Electoral Commission	1,750,000.00	1,750,000.00	1,750,000.00	1,750,000.00	1,750,000.00	1,750,000.00	10,500,000.00
62	Min. of Women Affairs	1,925,000.00	1,925,000.00	1,925,000.00	1,970,795.64	1,925,000.00	1,925,000.00	11,595,795.64
63	Works and Transport	1,598,240.88	1,553,300.00	1,983,300.00	2,010,481.20	2,830,435.18	1,983,300.00	11,959,057.26
64	Lands and Housing	2,625,000.00	1,750,000.00	1,750,000.00	1,750,000.00	1,750,000.00	1,750,000.00	10,500,000.00
65	Comm. Based Urban Dev. Project	350,000.00	350,000.00	350,000.00	350,000.00	1,785,000.00	350,000.00	3,535,000.00
66	Youth & Sport	937,167.00	937,167.00	937,167.00	1,073,333.00	1,073,333.00	1,073,333.00	6,037,500.00
67	House of Assembly Service Comm.	1,600,000.00	1,600,000.00	2,000,000.00	2,000,000.00	2,000,000.00	3,300,000.00	12,500,000.00
68	BTVE	1,750,000.00	1,750,000.00	1,795,795.65	3,111,000.00	4,319,370.00	1,750,000.00	14,476,165.65
69	Teaching Service Comm (Zonal)	2,100,000.00	2,100,000.00	2,100,000.00	2,100,000.00	2,100,000.00	2,100,000.00	12,600,000.00
70	State Universal Basic Education (Zonal)	1,779,100.00	1,779,100.00	1,779,100.00	1,779,100.00	1,779,100.00	1,779,100.00	10,674,600.00

TABLE 32 Contd

S/N	MINISTRIES/DEPARTMENTS	JANUARY	FEBRUARY	MARCH	APRIL	MAY	JUNE	Sub-Total
71	Fire Service Dept.	565,800.00	565,800.00	565,800.00	565,800.00	565,800.00	565,800.00	3,394,800.00
72	Judiciary-Office of the Hon. Chief Judge	14,000,000.00	1,400,000.00	1,400,000.00	1,400,000.00	1,400,000.00	1,400,000.00	21,000,000.00
	GRAND TOTAL	632,370,139.79	443,555,369.88	442,535,826.37	434,153,847.56	237,176,079.93	346,720,308.08	

TABLE 33

RELEASES TO PARASTALS / HIGHER INSTITUTIONS, 2007 & 2008

S/N	MINISTRIES/DEPARTMENT	AMOUNT(N)	
		2008 RECURRENT	2008 RECURRENT
1.	Ondo State Afforestation Project	21,280,000.00	26,400,000.00
2.	Agro Climatologically & Ecological Project	979,333.34	14,400,000.00
3.	Ondo State Electricity Board	61,311,948.24	76,428,345.52
4.	Ondo State Library Board	20,782,224.52	26,708,168.00
5.	Nigeria Security & Civil Defense Corp	1,976,000.00	8,196,000.00
6.	Nigeria Legion	1,976,000.00	1,992,000.00
7.	Adekunle Ajasin University, Akungba	720,000,000.00	1,014,826,120.60
8.	Property And Development Corporation	56,557,502.40	NA
9.	Ondo State Radio Vision Corporation	131,280,000.00	159,200,464.77
10.	Rufus Giwa Polytechnic, Owo	772,500,000.00	1,170,000,000.00
11.	Ondo State Sport Council	126,151,912.00	168,544,917.64
12.	Sunshine Foot Able Club	68,738,319.52	200,000,000.00
13.	Football Development Committee	NA	42,000,000.00
14.	Ondo State Waste Management Board	83,903,440.20	139,314,700.00
15.	Ondo State Water Corporation	350,295,278.56	399,999,411.47
16.	Owenapress	39,478,411.22	52,645,599.00
17.	Judiciary Service Commission	19,840,000.00	NA
18.	Judiciary	333,892,099.08	NA
19.	Ondo State University of Science &Tech Okitipupa	NA	135,600,000.00
20.	Ondo State Oil Producing Area Dev.Comm	NA	474,011,675.00
21.	Ondo State Housing Corporation	NA	85,317,247.85
	GRAND TOTAL	NA	NA

TABLE 34

**RELEASES TO PARASTATALS AND HIGHER INSTITUTIONS BY MONTH
(RECURRENT) 2007 & 2008**

SIN	MONTHS	RELEASES (N)	
		2007 RECURRENT	2008 RECURRENT
1.	JANUARY	223,801,838.92	253,157,500.00
2.	FEBRUARY	NA	262,865,352.05
3.	MARCH	227,534,489.16	271,437,028.024
4.	APRIL	154,303,537.31	272,431,625.57
5.	MAY	202,394,980.00	300,155,373.62
6.	JUNE	257,787,218.79	308,559,000.00
7.	JULY	222,787,218.79	342,990,591.30
8.	AUGUST	NA	369,685,946.83
9.	SEPTEMBER	257,448,634.88	381,527,464.97
10.	OCTOBER	264,717,121.63	383,706,852.69
11.	NOVEMBER	263,428,264.76	417,737,342.00
12.	DECEMBER	270,661,832.78	572,476,973.58
	TOTAL	NA	4,136,733,539.00

SOURCE: EXPENDITURE DEPARTMENT, MINISTRY OF FINANCE

TABLE 35

RELEASES TO PARASTATALS/HIGHER INSTITUTIONS, 2007 & 2008 CAPITAL ALLOCATION USUALLY IS QUARTERLY

S/N	MINISTRIES/DEPARTMENT	AMOUNT(N)	
		2007 CAPITAL	2008 CAPITAL
1.	Ondo State Afforestation Project	NA	NA
2.	Agro Climatologically & Ecological Project	NA	NA
3.	Ondo State Electricity Board	598,128,130.50	74,843,578.00
4.	Ondo State Library Board	7,700,000.00	52,930,000.00
5	Nigeria Security & Civil Defense Corp	NA	NA
6.	Nigeria Legion	NA	NA
7.	Adekunle Ajasin University, Akungba	300,000,000.00	943,129,055.82
8.	Property And Development Corporation	9,726,000.00	NA
9.	Ondo State Radio Vision Corporation	170,871,986.57	105,558,671.93
10.	Rufus Giw A Polytechnic , Owo	149,500,000.00	530,000,000.00
11.	Ondo State Sport Council	13,843,794.00	223,262,313.88
12.	Sunshine Football Club	9,687,140.00	37,806,766.00
13	Ondo State Water Management Board	180,355,554.00	246,400,000.00
14.	Ondo State Water Corporation	2,928,000.00	4,768,013,975.90
15.	Owenapress	2,928,000.00	3,000,000.00
16.	Judiciary Service Commission	2,928,000.00	NA
17.	Judiciary	93,150,000.00	NA
18.	Ondo State Housing Corporation	NA	112,319,525.01
19.	Ondo State Oil Producing Area Development Commission	NA	13,951,741,133.48
20.	Ondo State University of Science & Tech. Okitipupa	NA	2,571,337,023.66
	GRAND TOTAL	NA	NA

SOURCE: EXPENDITURE DEPARTMENT, MINISTRY OF FINANCE

TABLE 36

STATE ASSETS PROFILE AS AT 24/08/2008

S/N	LANDED PROPERTY	RENT REALIZED SO FAR (₦)
1.	4,Blocks Of 32 Flats At Plot 1,332/333, Garki Phase Ii, Abuja	90,382,616.00
2.	Plot 90,Ajose Adeogun Street, Victoria Island, Lagos	144,044,965.86
3.	Residential Estate, Plot 1385, Gurara Street, Maintama, Abuja	111,490,000.00
4.	Owena House, Liaison Office, Abuja	30,627,487.00
5.	A Block Of Six Plot 825,Ado Ekiti Close, Garki	9,635,487.00
	Grand Total	386,180,555.86

SOURCE: STATE FINANCES DEPARTMENT, MINISTRY OF FINANCE

TABLE 37

ONDO STATE INVESTMENT PORTFOLIO AS AT 30/04/2008

S/N	COMPANIES	PRESENT HOLDING	VALUE ON ACQUISITION PER UNIT ₦	PRICE ON 02/01/08 ₦	MARKET VALUE AS AT 30/04/2008 ₦	
1	Guinness Nig.Plc	148,397	16.80	130.00	129.48	19,218,895.47
2	Asbaka cement Plc	539,634	8.25	54.24	41.01	22,130,390.34
3	CCNN	21,789	2.50	24.00	16.85	367,144.65
4	Sterling Bank Pls	1,473,361	1.26	7.28	7.28	10,726,068.08
5	First Bank Plc	2,477,171	33.00	45.31	41.11	101,836,499.81
6	Nigeria Breweries Plc	150,000	26.67	49.00	51.00	650,000.00
7	Union Bank Plc	210,221	25.28	43.05	36.95	7,767,665.90
8	Sovereign Trust Ins. .Plc	27,470,107		4.44	5.70	156,579,609.90
9	Skye Bank Plc	33,012,532	3.99	17.19	16.30	538,104,271.60
10	Wema Bank Plc	28,781,427	1.50	15.00	15.00	
11	Unity Bank Plc	55,555,555	1.50	9.01	6.65	369,444,490.75
12	Wapco Plc	364,000	9.20	82.98	74.62	27,161,680.00
13	Conoil Plc.	71,000	25.38	88.38	122.50	8,697,500.00
14	African Petroleum Plc	33,000	28.49	217.35	293.08	9,671,640.00

SOURCE: STATE FINANCE DEPARTMENT, MINISTRY OF FINANCE

TABLE 37 CONTD

S/N	COMPANIES	PRESENT HOLDING	VALUE ON ACQUISITION PER UNIT ₦	PRICE ON 02/01/08 ₦	MARKET VALUE AS AT 30/04/2008 ₦	
15	Fidelity Bank Plc	1,389,835	8.00	11.83	11.00	15,288,185.00
16	Intercontinental Bank Plc	7,386,201	35.39	39.06	45.54	336,367,593.54
17	Oceanic Int. Bank Plc	7,244,276	29.90	39.05	25.35	183,367,593.54
18	UBA Plc	3,934,486	49.38	49.10	54.70	215,216,384.20
19	GTB	11,060,205	30.23	36.00	33.40	369,410,847.00
20	Diamond Bank Plc	21,8820	16.50	20.00	18.60	405,852,000.00
21	Zenith Bank Plc	10,000.00	38.90	49.09	46.50	465,000,000.00
	Grand Total					₦3,262,858,459.78

SOURCE; STATE FINANCES DEPARTMENT, MINISTRY OF FINANCE

TABLE 31 CONTD

CAPITAL RELEASES TO MINISTRIES DEPARTMENTS AND COMMISSION 2007

S/N	MINISTRIES/DEPARTMENTS	JANUARY	FEBRUARY	MARCH	APRIL	MAY
16	INFORMATION	3,200,000.00	2,625,000.00	2,625,000.00	3,000,000.00	3,000,000.00
17	COMMERCE	800,000.00	1,312,500.00	1,312,500.00	1,500,000.00	1,500,000.00
18	WATER CORPERATION	2,266,000.00	2,100,000.00	2,100,000.00	2,100,000.00	2,450,000.00
19	WATSAN	2,916,000.00	2,450,000.00	2,450,000.00	2,450,000.00	2,450,000.00
20	DEPUTY GOVERNOR	600,000.00	700,000.00	700,000.00	700,000.00	700,000.00
21	OWENA PRESS	666,000.00	700,000.00	700,000.00	700,000.00	700,000.00
22	EDUCATION	2,000,000.00	1,750,000.00	1,750,000.00	1,750,000.00	1,750,000.00
23	ADEKUNLE AJASIN UNIVERSITY	1,333,000.00	933,000.00	933,000.00	933,000.00	933,000.00
24	MICRO CREDIT	450,000.00	875,000.00	875,000.00	875,000.00	875,000.00
25	LAW COMMISSION	3,333,000.00	2,916,000.00	3,558,000.00	2,916,000.00	2,916,000.00
26	GENERAL ADM. DEPT.	1,800,000.00	-	-	-	-
27	SUBEB	1,833,000.00	1,750,000.00	1,750,000.00	1,750,000.00	1,750,000.00
28	JUSTICE	1,600,000.00	1,575,000.00	1,575,000.00	1,575,000.00	1,575,000.00
29	COMM. BASED URBAN DEV. PROJECT	733,000.00	816,000.00	816,000.00	816,000.00	816,000.00
30	RUFUS GIWA POLY	40,000.00	35,000.00	35,000.00	35,000.00	35,000.00

MAY

TABLE 31 CONTD

CAPITAL RELEASES TO MINISTRIES DEPARTMENTS AND COMMISSION 2007

S/N	MINISTRIES /DEP ARTMENTS	JANARY	FEBRUARY	MARCH	APRIL	MAY
16	INFORMATION	3,200,000.00	2,625,000.00	2,625,000.00	3,000,000.00	3,000,000.00
17	COMMERCE	800,000.00	1,312,500.00	1,312,500.00	1,500,000.00	1,500,000.00
18	WATER CORPORATION	2,266,000.00	2,100,000.00	2,100,000.00	2,100,000.00	2,450,000.00
19	WATSAN	2,91,000.00	2,450,000.00	2,450,000.00	2,450,000.00	2,450,000.00
20	DEPUTY GOVERNOR	600,000.00	700,000.00	700,000.00	700,000.00	700,000.00
21	OWENA PRESS	666,000.00	700,000.00	700,000.00	700,000.00	700,000.00
22	EDUCATION	2,000,000.00	1,750,000.00	1,750,000.00	1,750,000.00	1,750,000.00
23	ADEKUNLE AJASIN UNIVERSITY	1,333,000.00	933,000.00	933,000.00	933,000.00	933,000.00
24	MICRO CREDIT	450,000.00	875,000.00	875,000.00	875,000.00	875,000.00
25	LAW COMMISSION	3,333,000.00	2,916,000.00	3,558,000.00	2,916,000.00	2,916,000.00
26	GENERAL ADM.DEPT.	1,800,000.00	-	-	-	-
27	SUBEB	1,833,000.00	1,750,000.00	1,750,000.00	1,750,000.00	1,750,000.00
28	JUSTICE	1,600,000.00	1,575,000.00	1,575,000.00	1,575,000.00	1,575,000.00
29	COMM BASED URBAN DEV. PROJECT	733,000.00	816,000.00	816,000.00	816,000.00	816,000.00
30	RUFUS GIWA POLY	40,000.00	35,000.00	35,000.00	35,000.00	35,000.00