



NATIONAL BUREAU OF STATISTICS

Automotive Gas Oil (Diesel) Price Watch

(JANUARY 2021)

Report Date: February 2021

Data Source: National Bureau of Statistics (NBS)

CONTENTS

Executive Summary	1
Average Diesel Prices Across States	2
Average Diesel Prices Across Zones	3
12 Months Average Prices	4
Appendix - Tables	5
Methodology	6
Acknowledgment and Contact	7

EXECUTIVE SUMMARY

Average price paid by consumers for Automotive Gas Oil (diesel) increased by 0.22% month-on-month and decreased by -2.14% year-on-year to N224.86 in January 2021 from to N224.37 in December 2020.

States with the highest average price of diesel were Adamawa (N268.33), Zamfara (N262.78) and Kebbi (N257.50).

States with the lowest average price of diesel were Osun (N194.60), Anambra (N195.83) and Enugu (N198.24).

AUTOMOTIVE GAS OIL (DIESEL) PRICE WATCH - JANUARY 2021

Average Diesel Prices Across States



YoY = -2.14%

N229.78

JANUARY 2020 Average



AVERAGE

N224.86



MoM = 0.22%

N224.37

DECEMBER 2020 Average

STATES WITH THE HIGHEST AVERAGE PRICES IN JANUARY 2021



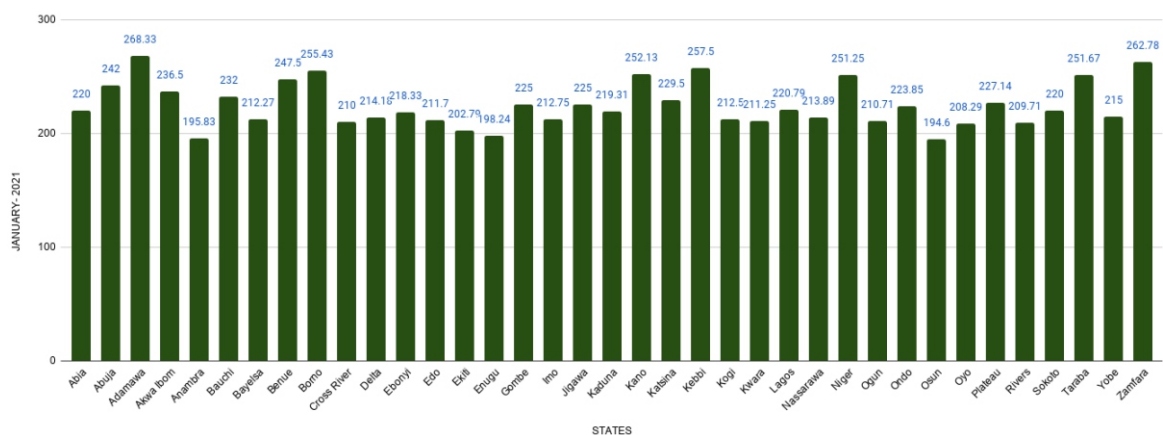
	Jan-21	YoY %	MoM %
ADAMAWA	268.33	16.11	2.22
ZAMFARA	262.78	18.95	2.05
KEBBI	257.50	6.96	0.32

STATES WITH THE LOWEST AVERAGE PRICES IN JANUARY 2021



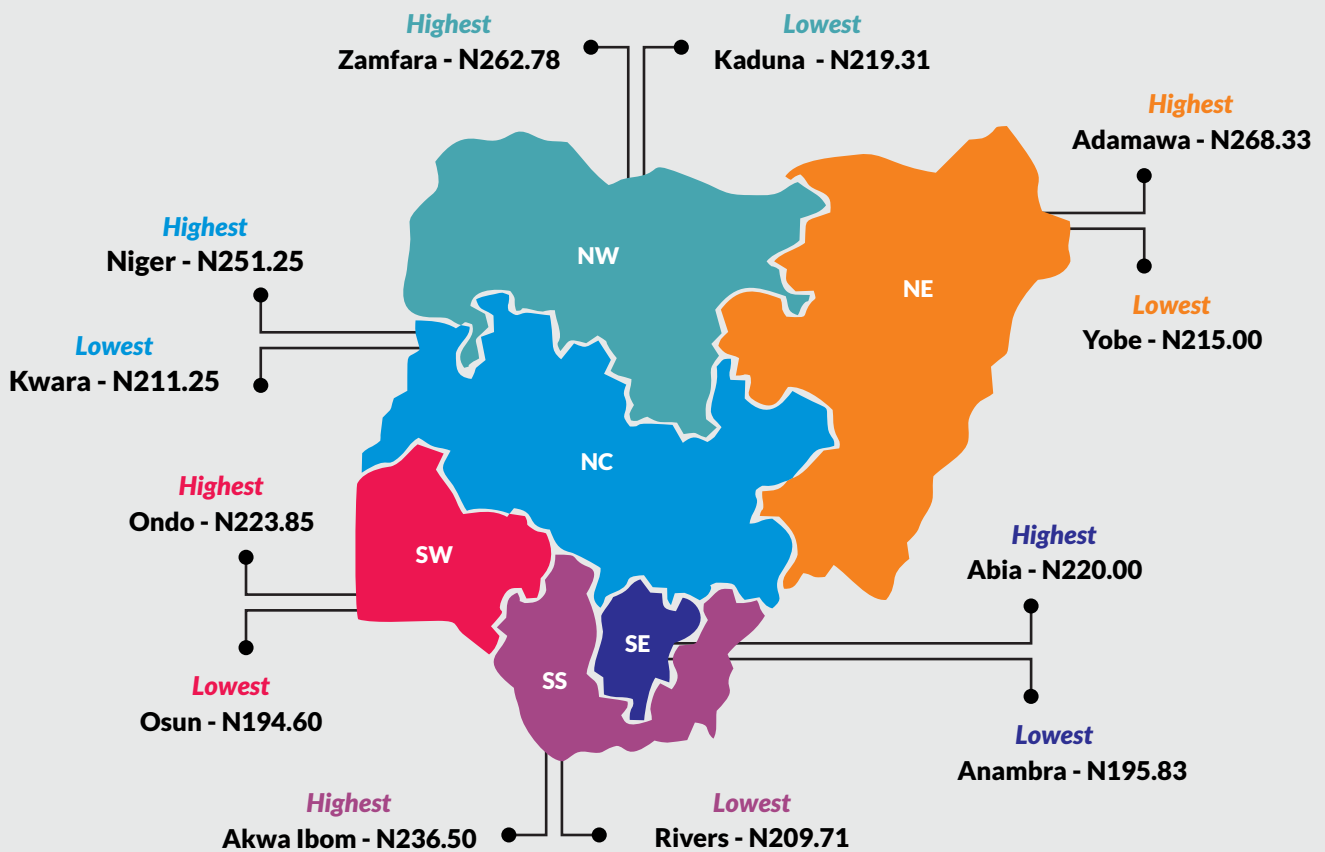

	Jan-21	YoY %	MoM %
OSUN	194.60	-15.26	-3.23
ANAMBRA	195.83	-12.96	-3.89
ENUGU	198.24	-11.74	-2.62

AVERAGE DIESEL PRICES ACROSS STATES



AUTOMOTIVE GAS OIL (DIESEL) PRICE WATCH - JANUARY 2021

Average Diesel Prices Across Zones



AUTOMOTIVE GAS OIL (DIESEL) PRICE WATCH - JANUARY 2021

Average Diesel Prices Across States



February 2020	
Average	226.25
YoY	0.28
MoM	-1.54


March 2020	
Average	226.78
YoY	-1.04
MoM	0.24

April 2020	
Average	224.11
YoY	-2.84
MoM	-1.18

May 2020	
Average	219.13
YoY	-3.90
MoM	-2.22

January 2020	
Average	229.78
YoY	2.09
MoM	-0.01

June 2020	
Average	224.37
YoY	-0.14
MoM	2.39



December 2020	
Average	224.37
YoY	-2.37
MoM	0.28

January 2021	
Average	224.86
YoY	-2.14
MoM	0.22

July 2020	
Average	224.43
YoY	-0.23
MoM	0.03

November 2020	
Average	223.74
YoY	-0.59
MoM	1.79

October 2020	
Average	219.80
YoY	-2.83
MoM	0.05

September 2020	
Average	219.68
YoY	-3.62
MoM	-0.99

August 2020	
Average	221.88
YoY	-3.14
MoM	-1.14

METHODOLOGY

Field work is done solely by over 700 NBS Staff in all States of the federation supported by supervisors who are monitored by internal and external observers.

Fuel Prices are collected across all the 774 local governments across all States and the FCT from over 10,000 respondents and locations and reflect actual prices households state they actually bought those fuels together with the prices reportedly sold by the fuel suppliers.

The average of all these prices is then reported for each state and the average for the country is the average for the state.

NBS audit team subsequently conducts randomly selected verification of prices recorded.

ACKNOWLEDGEMENTS/CONTACTS

Acknowledgements

We acknowledge our technical partners, Proshare in the design, concept and production of this publication.





Contact Us

 @nigerianstat

 NBSNigeria

 www.nigerianstat.gov.ng

 **Head Office Address**
Plot 762, Independence Avenue, Central
Business District, FCT, Abuja Nigeria.

 +234 803 386 5388

 feedback@nigerianstat.gov.ng