



NATIONAL BUREAU OF STATISTICS

# Federation Account Allocation Committee (FAAC)

(NOVEMBER 2020 Disbursement)



**Report Date: February 2021**

***Data Source: National Bureau of Statistics / Office of The Accountant General of The Federation***

# CONTENTS

<b>Executive Summary</b> .....	1
<b>Federation Account Allocation Committee (FAAC) November 2020 Disbursement</b>	
Summary of Gross Revenue Allocation by FAAC for the Month of October, 2020 Shared in November, 2020 .....	2
Distribution of Revenue Allocation to FGN by Federation Account Allocation Committee for the Month of October, 2020 Shared in November, 2020 .....	5
<b>Distribution of Revenue Allocation to State and Local Governments by FAAC for the month of October, 2020 Shared in November, 2020</b>	
Abia .....	7
Adamawa .....	9
Akwa -ibom .....	10
Anambra .....	15
Bauchi .....	18
Bayelsa .....	21
Benue.....	23
Borno .....	26
Cross River .....	29
Delta .....	31
Ebonyi .....	34
Edo .....	36
Ekiti .....	38
Enugu .....	40
Gombe .....	42
Imo .....	44
Jigawa .....	47
Kaduna .....	50
Kano .....	53
Katsina .....	56
Kebbi .....	60
Kogi .....	63
Kwara .....	66
Lagos .....	68
Nasarawa .....	71
Niger .....	73
Ogun .....	76
Ondo .....	79
Osun .....	81
Oyo .....	84
Plateau .....	87
Rivers .....	89
Sokoto .....	92
Taraba .....	95
Yobe .....	97
Zamfara .....	99
SUKO DERIVATION .....	101
<b>Appendix</b> .....	102
<b>Methodology</b> .....	121
<b>Acknowledgements and Contacts</b> .....	124



## EXECUTIVE SUMMARY

The Federation Account Allocation Committee (FAAC) disbursed the sum of N604bn to the three tiers of government in November 2020 from the revenue generated in October 2020.

The amount disbursed comprised of N377.15bn from the Statutory Account, N72bn from Distribution of FGN Intervention Fund, Distribution of N20bn from Stabilization Account, N7.39bn from FOREX Equalisation Account and N1bn from Excess Bank Charges Recovered.

Federal Government received a total of N231.29bn from the N604bn. States received a total of N167.17bn and Local Governments received N124.71bn. The sum of N31.90bn was shared among the oil producing states as 13% derivation fund.

Revenue generating agencies such as Nigeria Customs Service (NCS), Federal Inland Revenue Service (FIRS), and Department of Petroleum Resources (DPR) received N5.19bn, N10.17bn, and N3.87bn respectively as cost of revenue collections.

Further breakdown of revenue allocation distribution to the Federal Government of Nigeria (FGN) revealed that the sum of N158.21bn was disbursed to the FGN consolidated revenue account; N4.05bn shared as share of derivation and ecology; N2.03bn as stabilization fund; N6.81bn for the development of natural resources; and N5.18bn to the Federal Capital Territory (FCT) Abuja.

# FEDERATION ACCOUNT ALLOCATION COMMITTEE (FAAC) NOVEMBER 2020 DISBURSEMENT

Summary of Gross Revenue Allocation by FAAC  
for the month of October, 2020 Shared in November, 2020



Summary of Gross Revenue Allocation by FAAC for the month of October, 2020 Shared in November, 2020









## BENEFICIARIES









Beneficiary Category	Item	Amount (N)
FGN	Statutory	N166,195,024,226.33
	Dist. of N72Bn FGN Intervention	N32,998,752,000.00
	Dist. of N20Bn Stabilisation Acct.	N10,536,000,000.00
	Dist. of N7.392Bn FOREX Equal.	N3,388,245,734.10
	Dist. of N1.001Bn Exc. Bank Chrg.	N527,501,662.20
	VAT	N17,641,630,798.64
	<b>Total</b>	<b>N231,287,154,421.27</b>
State	Statutory	N84,296,337,268.93
	Dist. of N72Bn FGN Intervention	N16,737,408,000.00
	Dist. of N20Bn Stabilisation Acct.	N5,344,000,000.00
	Dist. of N7.392Bn FOREX Equal.	N1,718,563,515.85
	Dist. of N1.001Bn Exc. Bank Chrg.	N267,555,892.44
	VAT	N58,805,435,995.48
	<b>Total</b>	<b>N167,169,300,672.71</b>
LGCs	Statutory	N64,988,942,654.94
	Dist. of N72Bn FGN Intervention	N12,903,840,000.00
	Dist. of N20Bn Stabilisation Acct.	N4,120,000,000.00
	Dist. of N7.392Bn FOREX Equal.	N1,324,940,435.13
	Dist. of N1.001Bn Exc. Bank Chrg.	N206,274,378.16
	VAT	N41,163,805,196.84
	<b>Total</b>	<b>N124,707,802,665.06</b>
13% Derivation Fund	Statutory	N21,581,260,419.98
	Dist. of N72Bn FGN Intervention	N9,360,000,000.00
	Dist. of N20Bn Stabilisation Acct.	-----
	Dist. of N7.392Bn FOREX Equal.	N961,066,044.90
	Dist. of N1.001Bn Exc. Bank Chrg.	-----
	VAT	-----
	<b>Total</b>	<b>N31,902,326,464.88</b>
Cost of Collection - NCS	Statutory	N4,647,505,726.96
	Dist. of N72Bn FGN Intervention	-----
	Dist. of N20Bn Stabilisation Acct.	-----
	Dist. of N7.392Bn FOREX Equal.	-----
	Dist. of N1.001Bn Exc. Bank Chrg.	-----
	VAT	N544,163,707.89
	<b>Total</b>	<b>N5,191,669,434.85</b>
Cost of Collections - FIRS	Statutory	N5,656,390,825.44
	Dist. of N72Bn FGN Intervention	-----
	Dist. of N20Bn Stabilisation Acct.	-----
	Dist. of N7.392Bn FOREX Equal.	-----
	Dist. of N1.001Bn Exc. Bank Chrg.	-----
	VAT	N4,514,368,420.75
	<b>Total</b>	<b>N10,170,759,246.19</b>









# FEDERATION ACCOUNT ALLOCATION COMMITTEE (FAAC) NOVEMBER 2020 DISBURSEMENT









Summary of Gross Revenue Allocation by FAAC  
for the month of October, 2020 Shared in November, 2020











 <b>Cost of Collections - DPR</b>	Statutory		N3,870,618,920.89
	Dist. of N72Bn FGN Intervention		----
	Dist. of N20Bn Stablisation Acct.		----
	Dist. of N7.392Bn FOREX Equal.		----
	Dist. of N1.001Bn Exc. Bank Chrg.		----
	VAT		-
	<b>Total</b>		<b>N3,870,618,920.89</b>

 <b>FIRS Refunds</b>	Statutory		N100,000,000.00
	Dist. of N72Bn FGN Intervention		----
	Dist. of N20Bn Stablisation Acct.		----
	Dist. of N7.392Bn FOREX Equal.		----
	Dist. of N1.001Bn Exc. Bank Chrg.		----
	VAT		----
	<b>Total</b>		<b>N100,000,000.00</b>

 <b>Police Trust Fund</b>	Statutory		N1,890,742,981.42
	Dist. of N72Bn FGN Intervention		----
	Dist. of N20Bn Stablisation Acct.		----
	Dist. of N7.392Bn FOREX Equal.		----
	Dist. of N1.001Bn Exc. Bank Chrg.		----
	VAT		----
	<b>Total</b>		<b>N1,890,742,981.42</b>

 <b>North East Dev. Comm.</b>	Statutory		----
	Dist. of N72Bn FGN Intervention		----
	Dist. of N20Bn Stablisation Acct.		----
	Dist. of N7.392Bn FOREX Equal.		----
	Dist. of N1.001Bn Exc. Bank Chrg.		----
	VAT		N3,793,899,096.48
	<b>Total</b>		<b>N3,793,899,096.48</b>

 <b>13% Derivation Refund to Oil Producing States</b>	Statutory		N23,920,441,326.36
	Dist. of N72Bn FGN Intervention		----
	Dist. of N20Bn Stablisation Acct.		----
	Dist. of N7.392Bn FOREX Equal.		----
	Dist. of N1.001Bn Exc. Bank Chrg.		----
	VAT		----
	<b>Total</b>		<b>N23,920,441,326.36</b>

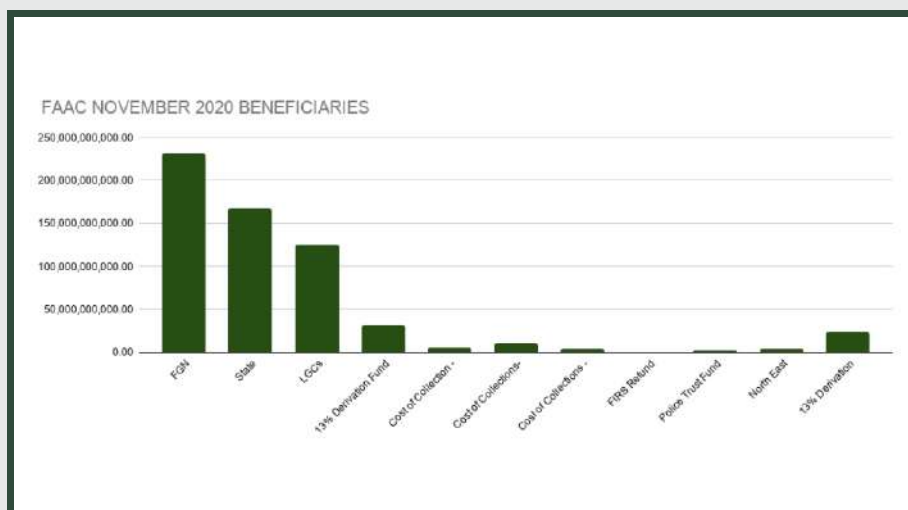
# FEDERATION ACCOUNT ALLOCATION COMMITTEE (FAAC) NOVEMBER 2020 DISBURSEMENT

Summary of Gross Revenue Allocation by FAAC  
for the month of October, 2020 Shared in November, 2020



## TOTAL(ALL BENEFICIARIES)

STATUTORY		N377,147,264,351.25
DIST. OF N72BN FGN INTERVENTION		N72,000,000,000.00
DIST. OF N20BN STABILISATION ACCT.		N20,000,000,000.00
DIST. OF N7.392BN FOREX EQUAL.		N7,392,815,729.98
DIST. OF N1.001BN EXC. BANK CHR.G.		N1,001,331,932.80
VAT		N126,463,303,216.08
<b>TOTAL</b>		<b>N604,004,715,230.11</b>



# FEDERATION ACCOUNT ALLOCATION COMMITTEE (FAAC) NOVEMBER 2020 DISBURSEMENT

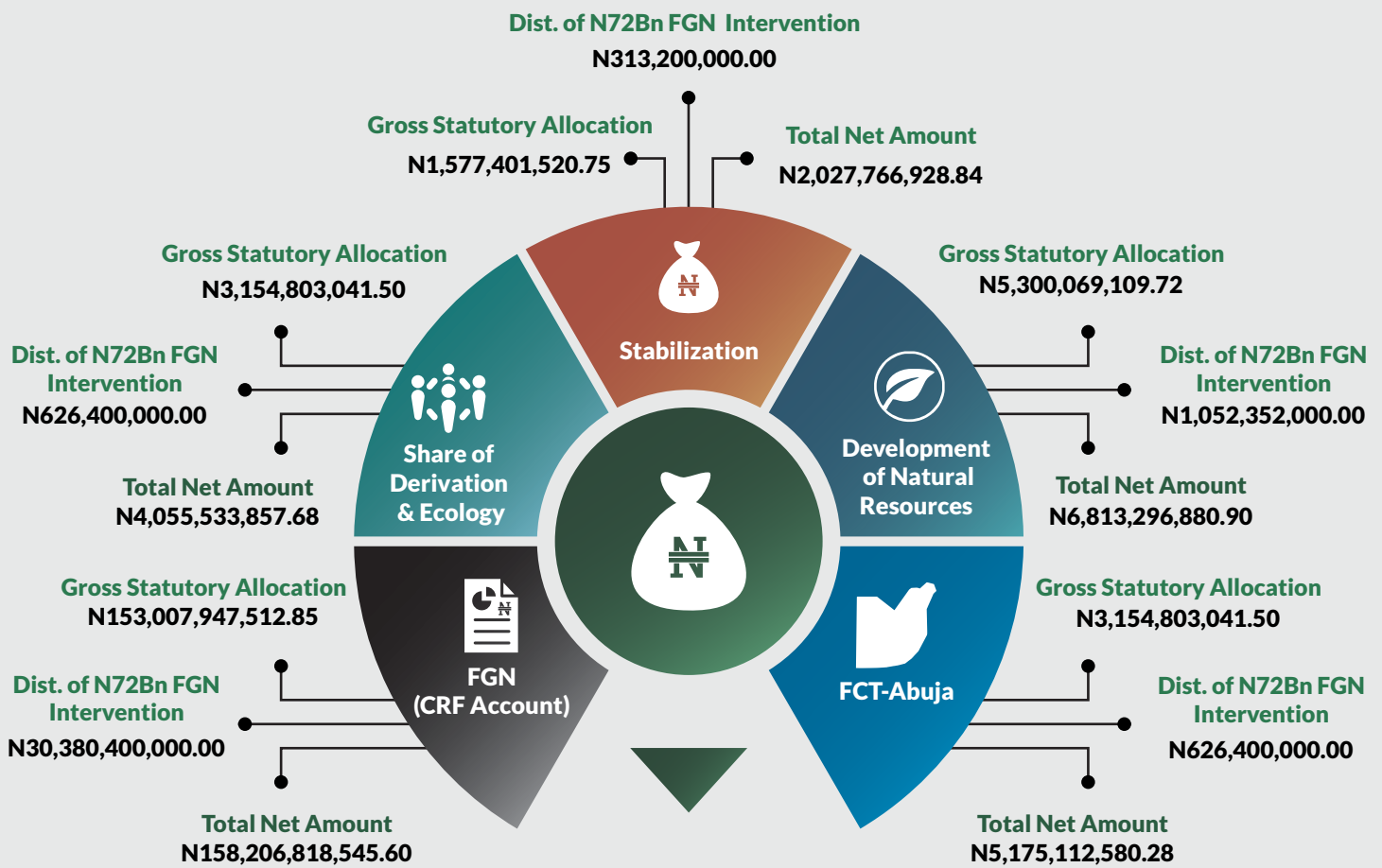
Summary of Gross Revenue Allocation by FAAC  
for the month of October, 2020 Shared in November, 2020



Distribution of Revenue Allocation to FGN by Federation Account Allocation Committee for the  
Month of October, 2020 Shared in November, 2020

**FG**

## BENEFICIARIES



SUB-TOTAL	Gross Statutory Allocation	Dist. of N72Bn FGN Intervention	Total Net Amount
	<b>N166,195,024,226.33</b>	<b>N32,998,752,000.00</b>	<b>N176,278,528,793.31</b>
<b>Dist. of N20Bn Stablisation Acct. =N10,536,000,000.00</b>			
<b>Dist. of N7.392Bn FOREX Equal. =N3,388,245,734.11</b>			
<b>Dist. of N1.001Bn Exc. Bank Chrg. =N527,501,662.20</b>			



# FEDERATION ACCOUNT ALLOCATION COMMITTEE (FAAC) NOVEMBER 2020 DISBURSEMENT

F.C.T ABUJA



## Local Government Councils

### Total Allocation

ABAJI	▶		<b>N270,606,051.35</b>
ABUJA MUNICIPAL	▶		<b>N471,222,565.98</b>
BWARI	▶		<b>N324,155,547.16</b>
GWAGWALADA	▶		<b>N299,877,465.73</b>
KUJE	▶		<b>N289,127,312.35</b>
KWALI	▶		<b>N291,070,415.16</b>

### Distribution of Revenue Allocation to FGN by Federation Account Allocation Committee for the Month of October, 2020 Shared in November, 2020

#### FCT Abuja

Gross Statutory Allocation	▶		<b>N590,496,160.61</b>	Dist. of N72Bn FGN Intervention	◀		<b>N117,245,606.19</b>
Deduction	▶		<b>N(39,762,500.46)</b>	Dist. of N20Bn Stabilisation Acct.	◀		<b>N37,434,740.16</b>
Value Added Tax	▶		<b>N1,226,732,577.28</b>	Dist. of N7.392Bn FOREX Equal.	◀		<b>N12,038,543.91</b>
				Dist. of N1.001Bn Exc. Bank Chrg.	◀		<b>N1,874,230.04</b>



### Total Allocation

**N1,946,059,357.72**

# FEDERATION ACCOUNT ALLOCATION COMMITTEE (FAAC) NOVEMBER 2020 DISBURSEMENT

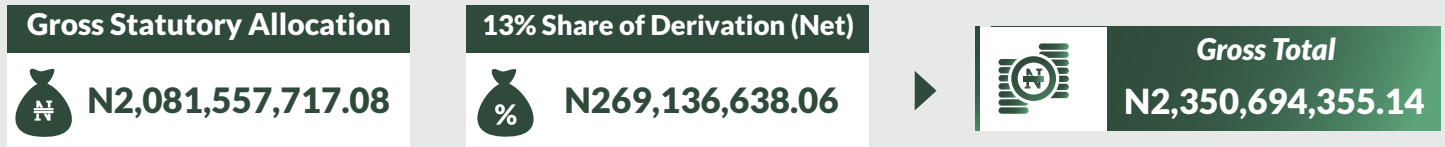
Distribution of Revenue Allocation to State Governments and Local Governments by FAAC for the month of October, 2020 Shared in November, 2020




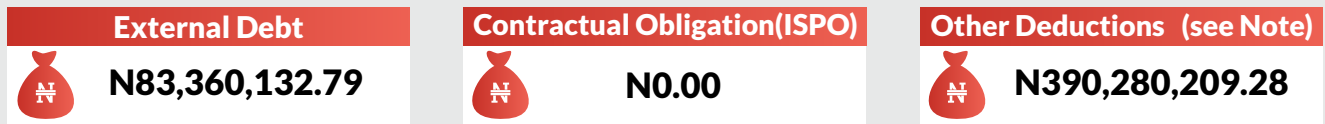
## ABIA STATE

 **17**  
No. of LGCs


### BENEFICIARIES



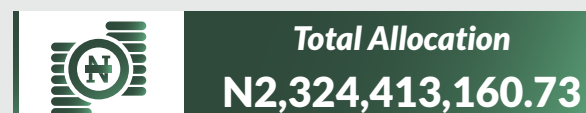
### DEDUCTIONS



### LGAs



Dist. of N72Bn FGN Intervention =N267,834,285.36  
Dist. of N20Bn Stabilisation Acct. =N85,515,416.78  
Dist. of N7.392Bn FOREX Equal. =N27,500,687.75  
Dist. of N1.001Bn Exc. Bank Chrg. =N4,281,465.88





## Total Allocation

ABA NORTH	▶		<b>N118,339,537.59</b>
ABA SOUTH	▶		<b>N205,626,639.48</b>
AROCHUKWU	▶		<b>N139,319,954.10</b>
BENDE	▶		<b>N143,222,622.32</b>
IKWUANO	▶		<b>N128,906,002.52</b>
ISIALA NGWA NORTH	▶		<b>N133,461,251.96</b>
ISIALA NGWA SOUTH	▶		<b>N128,817,843.36</b>
ISUIKWUATO	▶		<b>N124,608,431.88</b>
NNEOCHI	▶		<b>N136,425,765.15</b>
OBIOMA NGWA	▶		<b>N139,479,199.49</b>
OHAFIA	▶		<b>N154,780,628.96</b>
OSISIOMA	▶		<b>N148,323,790.33</b>
UGWUNAGBO	▶		<b>N110,487,733.52</b>
UKWA EAST	▶		<b>N103,805,905.16</b>
UKWA WEST	▶		<b>N109,670,638.22</b>
UMUAHIA NORTH	▶		<b>N161,481,858.59</b>
UMUAHIA SOUTH	▶		<b>N137,655,358.11</b>

# FEDERATION ACCOUNT ALLOCATION COMMITTEE (FAAC) NOVEMBER 2020 DISBURSEMENT

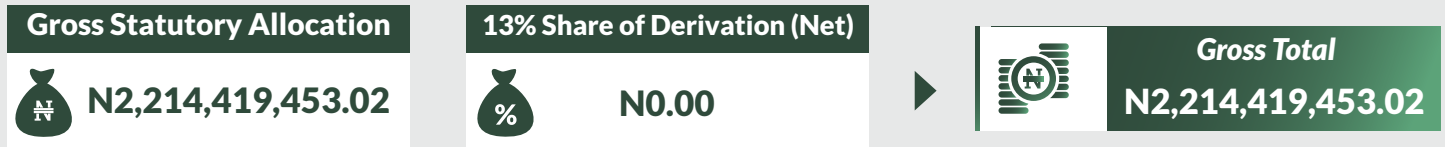
Distribution of Revenue Allocation to State Governments and Local Governments by FAAC for the month of October, 2020 Shared in November, 2020




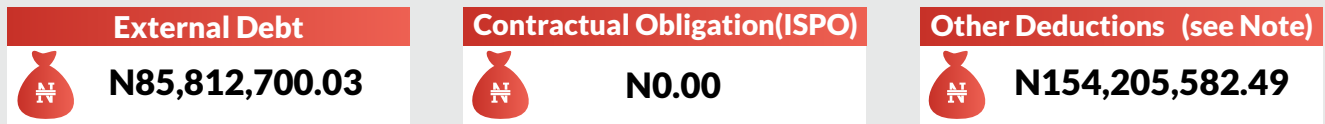
## ADAMAWA STATE

 **21**  
No. of LGCs


### BENEFICIARIES



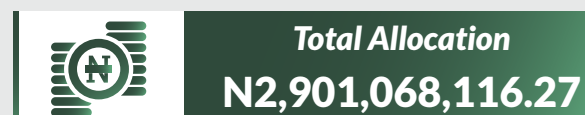
### DEDUCTIONS



### LGAs



Dist. of N72Bn FGN Intervention =N337,834,510.49  
Dist. of N20Bn Stabilisation Acct. =N107,865,424.81  
Dist. of N7.392Bn FOREX Equal. =N34,688,170.60  
Dist. of N1.001Bn Exc. Bank Chrg. =N5,400,454.72





## Total Allocation

DEMSA	▶		N144,685,731.97
FUFORE	▶		N171,031,503.90
GANYE	▶		N147,608,944.51
GIREI	▶		N130,602,620.07
GOMBI	▶		N131,022,281.42
GUYUK	▶		N140,524,849.39
HONG	▶		N149,056,006.05
JADA	▶		N154,226,733.02
YOLA-NORTH	▶		N141,359,618.59
LAMURDE	▶		N123,024,600.38
MADAGALI	▶		N126,466,585.91
MAIHA	▶		N122,417,767.73
MAYO-BELWA	▶		N140,779,592.66
MICHIKA	▶		N137,714,037.57
MUBI NORTH	▶		N132,612,463.51
MUBI SOUTH	▶		N123,917,621.74
NUMAN	▶		N115,985,941.12
SHELLENG	▶		N132,730,141.12





*Total Allocation*


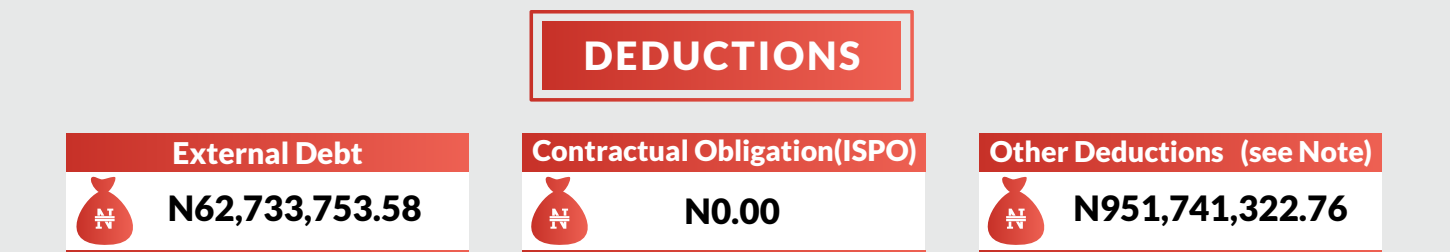
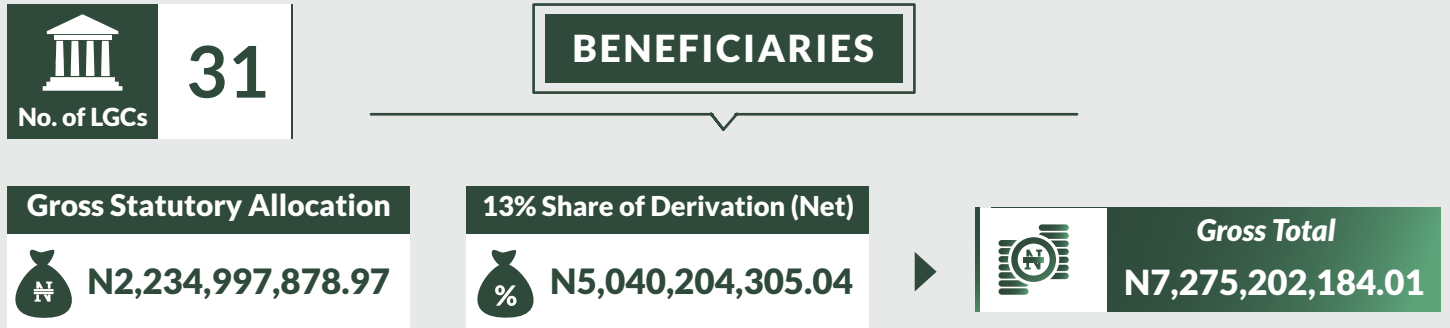
SONG	▶		<b>N162,165,750.90</b>
TOUNGO	▶		<b>N131,927,824.51</b>
YOLA-SOUTH	▶		<b>N141,207,500.18</b>

# FEDERATION ACCOUNT ALLOCATION COMMITTEE (FAAC) NOVEMBER 2020 DISBURSEMENT


Distribution of Revenue Allocation to State Governments and Local Governments by FAAC for the month of October, 2020 Shared in November, 2020



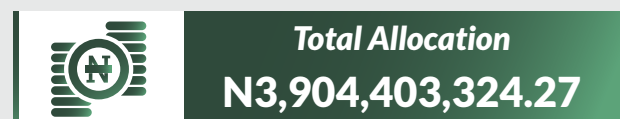
## AKWA IBOM STATE



### LGAs



Dist. of N72Bn FGN Intervention =N449,975,715.89  
Dist. of N20Bn Stabilisation Acct. =N143,670,407.37  
Dist. of N7.392Bn FOREX Equal. =N46,202,604.87  
Dist. of N1.001Bn Exc. Bank Chrg. =N7,193,088.34





## Total Allocation

ABAK	▶		N132,332,825.76
EASTERN OBOLO	▶		N103,647,858.98
EKET	▶		N138,349,727.06
EKPE ATAI	▶		N105,828,900.24
ESSIEN UDIM	▶		N143,214,111.78
ETIM EKPO	▶		N121,984,246.24
ETINAN	▶		N139,945,324.16
IBENO	▶		N110,951,608.12
IBESIKPO ASUTAN	▶		N129,799,475.55
IBIONO IBOM	▶		N142,956,508.92
IKA	▶		N108,376,744.77
IKONO	▶		N128,410,664.28
IKOT ABASI	▶		N128,448,218.07
IKOT EKPENE	▶		N132,432,742.66
INI	▶		N120,007,937.96
ITU	▶		N124,367,692.87
MBO	▶		N116,190,174.18
MKPAT ENIN	▶		N143,616,073.01



## Total Allocation

NSIT IBOM	▶		N119,758,979.02
NSIT UBIUM	▶		N126,151,700.47
OBAT AKARA	▶		N131,695,235.26
OKOBO	▶		N114,055,396.05
ONNA	▶		N119,474,570.42
ORON	▶		N118,437,544.46
ORUK ANAM	▶		N141,977,050.98
UDUNG UKO	▶		N104,422,988.85
UKANAFUN	▶		N128,842,832.14
UQUO	▶		N105,370,656.42
URUAN	▶		N134,196,971.82
URUE OFFONG/ORUK	▶		N112,274,764.78
UYO	▶		N176,883,798.98

# FEDERATION ACCOUNT ALLOCATION COMMITTEE (FAAC) NOVEMBER 2020 DISBURSEMENT

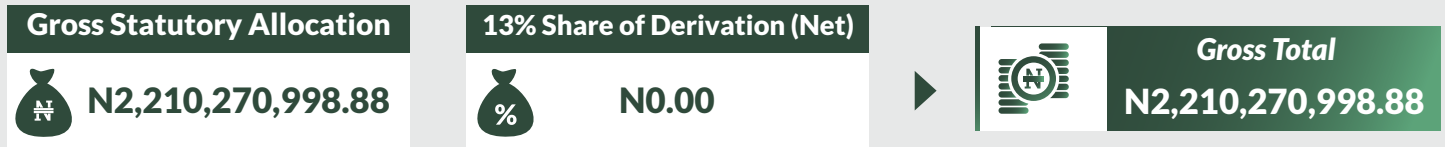
Distribution of Revenue Allocation to State Governments and Local Governments by FAAC for the month of October, 2020 Shared in November, 2020




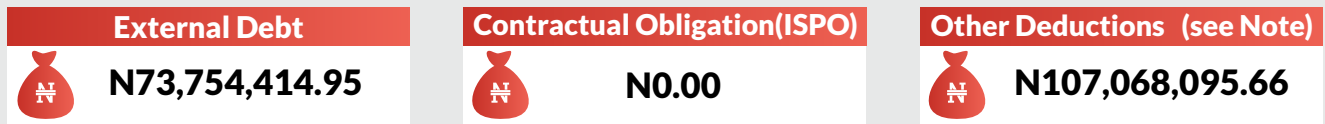
## ANAMBRA STATE

 **21**  
No. of LGCs


### BENEFICIARIES



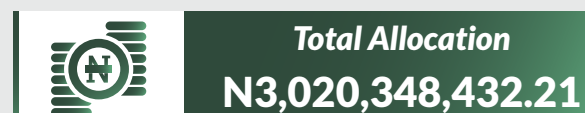
### DEDUCTIONS



### LGAs



Dist. of N72Bn FGN Intervention =N339,660,204.00  
Dist. of N20Bn Stabilisation Acct. =N108,448,341.00  
Dist. of N7.392Bn FOREX Equal. =N34,875,629.15  
Dist. of N1.001Bn Exc. Bank Chrg. =N5,429,639.34







## Total Allocation

AGUATA	▶		N199,020,483.84
ANAMBRA EAST	▶		N130,310,379.05
ANAMBRA WEST	▶		N134,288,173.72
ANIOCHA	▶		N165,109,990.27
AWKA NORTH	▶		N121,414,970.54
AWKA SOUTH	▶		N141,760,200.23
AYAMELUM	▶		N131,475,095.65
DUNUKOFIA	▶		N115,842,760.57
EKWUSIGWO	▶		N130,796,462.56
IDEMILI NORTH	▶		N210,309,186.19
IDEMILI SOUTH	▶		N144,643,124.23
IHALA	▶		N176,302,627.95
NJIKOKA	▶		N128,762,240.56
NNEWI NORTH	▶		N128,765,933.74
NNEWI SOUTH	▶		N154,164,483.21
OGBARU	▶		N148,143,941.51
ONISHA NORTH	▶		N122,223,244.77
ONISHA SOUTH	▶		N126,501,390.88



*Total Allocation*

<b>ORUMBA NORTH</b>	▶		<b>N137,079,390.25</b>
<b>ORUMBA SOUTH</b>	▶		<b>N139,585,928.42</b>
<b>OYI</b>	▶		<b>N133,848,424.06</b>

# FEDERATION ACCOUNT ALLOCATION COMMITTEE (FAAC) NOVEMBER 2020 DISBURSEMENT

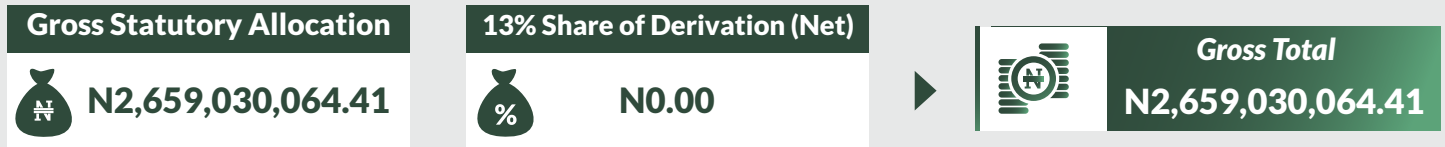
Distribution of Revenue Allocation to State Governments and Local Governments by FAAC for the month of October, 2020 Shared in November, 2020




## BAUCHI STATE

 **20**  
No. of LGCs


### BENEFICIARIES



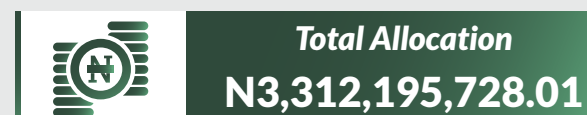
### DEDUCTIONS



### LGAs



Dist. of N72Bn FGN Intervention =N385,581,546.06  
Dist. of N20Bn Stabilisation Acct. =N123,110,327.61  
Dist. of N7.392Bn FOREX Equal. =N39,590,740.54  
Dist. of N1.001Bn Exc. Bank Chrg. =N6,163,715.11





*Total Allocation*

<b>ALKALERI</b>	▶		<b>N213,728,106.04</b>
<b>BAUCHI</b>	▶		<b>N262,355,357.53</b>
<b>BOGORO</b>	▶		<b>N114,534,730.03</b>
<b>DAMBAN</b>	▶		<b>N136,205,415.27</b>
<b>DARAZO</b>	▶		<b>N172,638,906.54</b>
<b>DASS</b>	▶		<b>N114,410,957.63</b>
<b>GAMAWA</b>	▶		<b>N183,052,727.61</b>
<b>GANJUWA</b>	▶		<b>N181,185,864.54</b>
<b>GIADE</b>	▶		<b>N131,768,914.95</b>
<b>I/GADAU</b>	▶		<b>N152,396,083.10</b>
<b>JAMA'ARE</b>	▶		<b>N117,209,717.03</b>
<b>KATAGUM</b>	▶		<b>N180,384,413.35</b>
<b>KIRFI</b>	▶		<b>N143,508,429.95</b>
<b>MISAU</b>	▶		<b>N172,208,438.62</b>
<b>NINGI</b>	▶		<b>N219,339,701.25</b>
<b>SHIRA</b>	▶		<b>N164,551,315.49</b>
<b>TAFAWA BALEWA</b>	▶		<b>N161,283,756.05</b>
<b>TORO</b>	▶		<b>N222,189,540.00</b>



*Total Allocation*

<b>WARJI</b>	▶		<b>N125,575,924.06</b>
<b>ZAKI</b>	▶		<b>N143,667,428.95</b>



# FEDERATION ACCOUNT ALLOCATION COMMITTEE (FAAC) NOVEMBER 2020 DISBURSEMENT

Distribution of Revenue Allocation to State Governments and Local Governments by FAAC for the month of October, 2020 Shared in November, 2020



## BAYELSA STATE

**No. of LGCs** **8**

### BENEFICIARIES

<b>Gross Statutory Allocation</b> ₦1,966,926,465.58	<b>13% Share of Derivation (Net)</b> ₦3,596,646,369.37	<b>Gross Total</b> ₦5,563,572,834.95
--	---	---

### DEDUCTIONS

<b>External Debt</b> ₦47,710,918.87	<b>Contractual Obligation (ISPO)</b> ₦0.00	<b>Other Deductions (see Note)</b> ₦1,904,790,497.90
--	---	---

<b>Net Statutory Allocation</b> ₦3,611,071,418.18		<b>Gross VAT Allocation</b> ₦1,083,979,115.13
<b>Dist. of N72Bn FGN Intervention</b> =₦1,751,693,394.38		<b>Deductions</b> -----
<b>Dist. of N20Bn Stabilisation Acct.</b> =₦124,694,089.60		<b>Net VAT Allocation</b> ₦1,083,979,115.13
<b>Dist. of N7.392Bn FOREX Equal.</b> =₦179,860,367.78		<b>Total Gross Amount</b> ₦8,710,042,810.51
<b>Dist. of N1.001Bn Exc. Bank Chrg.</b> =₦6,243,008.69		<b>Total Net Amount</b> ₦6,757,541,393.74

### LGAs









<b>Gross Statutory Allocation</b>		₦790,442,362.84
<b>Deduction</b>		₦(53,016,667.28)
<b>Value Added Tax</b>		₦394,234,700.14

Dist. of N72Bn FGN Intervention =₦156,945,802.82  
Dist. of N20Bn Stabilisation Acct. =₦50,110,409.58  
Dist. of N7.392Bn FOREX Equal. =₦16,114,880.55  
Dist. of N1.001Bn Exc. Bank Chrg. =₦2,508,857.66

**Total Allocation**  
₦1,357,340,346.31



*Total Allocation*

<b>BRASS</b>	▶		<b>N161,112,245.12</b>
<b>EKERMOR</b>	▶		<b>N186,526,327.83</b>
<b>KOLOKUMA/OPOKUMA</b>	▶		<b>N123,068,385.15</b>
<b>NEMBE</b>	▶		<b>N149,329,824.97</b>
<b>OGBIA</b>	▶		<b>N159,451,930.87</b>
<b>SAGBAMA</b>	▶		<b>N158,072,418.05</b>
<b>SOUTHERN IJAW</b>	▶		<b>N214,649,981.36</b>
<b>YENAGOA</b>	▶		<b>N205,129,232.95</b>

# FEDERATION ACCOUNT ALLOCATION COMMITTEE (FAAC) NOVEMBER 2020 DISBURSEMENT

Distribution of Revenue Allocation to State Governments and Local Governments by FAAC for the month of October, 2020 Shared in November, 2020






## BENUE STATE


 **23**  
No. of LGCs

### BENEFICIARIES




<b>Gross Statutory Allocation</b>	<b>13% Share of Derivation (Net)</b>		<b>Gross Total</b> <b>N2,493,012,575.82</b>
 <b>N2,493,012,575.82</b>	 <b>N0.00</b>		

### DEDUCTIONS


<b>External Debt</b>	<b>Contractual Obligation (ISPO)</b>	<b>Other Deductions (see Note)</b>
 <b>N34,289,463.48</b>	 <b>N103,855,987.23</b>	 <b>N666,354,312.05</b>

<b>Net Statutory Allocation</b> <b>N1,688,512,813.06</b>		<b>Gross VAT Allocation</b> <b>N1,364,391,025.05</b>
<b>Dist. of N72Bn FGN Intervention</b> <b>=N494,998,596.41</b>		<b>Deductions</b> -----
<b>Dist. of N20Bn Stabilisation Acct.</b> <b>=N158,045,528.87</b>		<b>Net VAT Allocation</b> <b>N1,364,391,025.05</b>
<b>Dist. of N7.392Bn FOREX Equal.</b> <b>=N50,825,464.03</b>		<b>Total Gross Amount</b> <b>N4,569,185,991.91</b>
<b>Dist. of N1.001Bn Exc. Bank Chrg.</b> <b>=N7,912,801.74</b>		<b>Total Net Amount</b> <b>N3,764,686,229.15</b>

### LGAs

<b>Gross Statutory Allocation</b>		<b>N2,113,135,819.94</b>
<b>Deduction</b>		<b>N(152,422,918.43)</b>
<b>Value Added Tax</b>		<b>N990,345,658.39</b>

Dist. of N72Bn FGN Intervention =N419,572,398.09  
Dist. of N20Bn Stabilisation Acct. =N133,963,090.07  
Dist. of N7.392Bn FOREX Equal. =N43,080,853.12  
Dist. of N1.001Bn Exc. Bank Chrg. =N6,707,076.00

 **Total Allocation**  
**N3,554,381,977.16**



*Total Allocation*

<b>ADO</b>	▶		<b>N155,621,769.96</b>
<b>AGATU</b>	▶		<b>N135,961,666.05</b>
<b>APA</b>	▶		<b>N130,961,391.50</b>
<b>BURUKU</b>	▶		<b>N159,350,125.36</b>
<b>GBOKO</b>	▶		<b>N209,121,789.73</b>
<b>GUMA</b>	▶		<b>N165,591,466.21</b>
<b>GWER EAST</b>	▶		<b>N156,522,699.94</b>
<b>GWER WEST</b>	▶		<b>N135,724,985.24</b>
<b>KATSINA ALA</b>	▶		<b>N172,338,042.64</b>
<b>KONSHISHA</b>	▶		<b>N165,294,874.41</b>
<b>KWANDE</b>	▶		<b>N185,462,911.66</b>
<b>LOGO</b>	▶		<b>N145,189,051.85</b>
<b>MAKURDI</b>	▶		<b>N178,652,574.99</b>
<b>OBI</b>	▶		<b>N126,601,261.36</b>
<b>OGBADIBO</b>	▶		<b>N134,167,471.73</b>
<b>OHIMINI</b>	▶		<b>N120,105,564.81</b>
<b>OJU</b>	▶		<b>N153,638,002.84</b>
<b>OKPOKWU</b>	▶		<b>N146,758,206.17</b>



*Total Allocation*

<b>OTUKPO</b>	▶		<b>N173,247,854.69</b>
<b>TARKA</b>	▶		<b>N117,301,824.98</b>
<b>UKUM</b>	▶		<b>N162,501,434.78</b>
<b>USHONGO</b>	▶		<b>N156,743,460.95</b>
<b>VANDEIKYA</b>	▶		<b>N167,523,545.30</b>

# FEDERATION ACCOUNT ALLOCATION COMMITTEE (FAAC) NOVEMBER 2020 DISBURSEMENT

Distribution of Revenue Allocation to State Governments and Local Governments by FAAC for the month of October, 2020 Shared in November, 2020




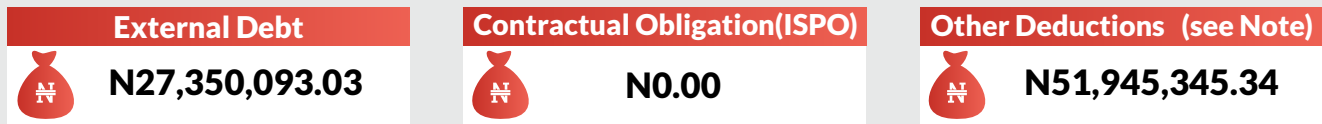
## BORNO STATE

 **27**  
No. of LGCs


### BENEFICIARIES



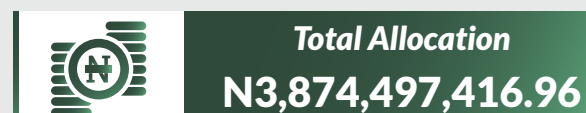
### DEDUCTIONS



### LGAs



Dist. of N72Bn FGN Intervention =N455,529,888.50  
Dist. of N20Bn Stabilisation Acct. =N145,443,770.27  
Dist. of N7.392Bn FOREX Equal. =N46,772,896.18  
Dist. of N1.001Bn Exc. Bank Chrg. =N7,281,874.58














*Total Allocation*

<b>ABADAN</b>	▶		<b>N136,174,961.73</b>
<b>ASKIRA UBA</b>	▶		<b>N135,996,870.24</b>
<b>BAMA</b>	▶		<b>N189,182,215.08</b>
<b>BAYO</b>	▶		<b>N110,999,482.81</b>
<b>BIU</b>	▶		<b>N151,570,312.11</b>
<b>CHIBOK</b>	▶		<b>N109,620,929.79</b>
<b>DAMBOA</b>	▶		<b>N180,411,853.77</b>
<b>DIKWA</b>	▶		<b>N122,216,644.03</b>
<b>GUBIO</b>	▶		<b>N143,647,353.55</b>
<b>GUZAMALA</b>	▶		<b>N122,445,897.08</b>
<b>GWOZA</b>	▶		<b>N179,513,001.24</b>
<b>HAWUL</b>	▶		<b>N126,525,059.19</b>
<b>JERE</b>	▶		<b>N149,183,474.84</b>
<b>KAGA</b>	▶		<b>N125,743,691.47</b>
<b>KALA BALGE</b>	▶		<b>N115,425,203.40</b>
<b>KONDUGA</b>	▶		<b>N165,450,596.18</b>
<b>KUKAWA</b>	▶		<b>N173,630,431.11</b>
<b>KWAYA KUSAR</b>	▶		<b>N100,823,518.73</b>



*Total Allocation*

<b>MAFA</b>	▶		<b>N131,058,191.93</b>
<b>MAGUMERI</b>	▶		<b>N152,860,400.71</b>
<b>MAIDUGURI METRO</b>	▶		<b>N241,147,623.61</b>
<b>MARTE</b>	▶		<b>N141,045,086.87</b>
<b>MOBBAR</b>	▶		<b>N132,431,087.62</b>
<b>MONGUNO</b>	▶		<b>N129,406,055.71</b>
<b>NGALA</b>	▶		<b>N154,854,784.23</b>
<b>NGANZAI</b>	▶		<b>N127,938,323.00</b>
<b>SHANI</b>	▶		<b>N125,194,366.94</b>



# FEDERATION ACCOUNT ALLOCATION COMMITTEE (FAAC) NOVEMBER 2020 DISBURSEMENT

Distribution of Revenue Allocation to State Governments and Local Governments by FAAC for the month of October, 2020 Shared in November, 2020




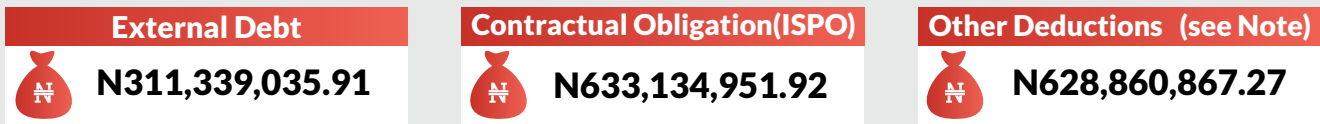
## CROSS RIVER STATE

**18**  
No. of LGCs


### BENEFICIARIES



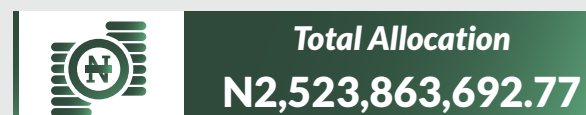
### DEDUCTIONS



### LGAs



Dist. of N72Bn FGN Intervention =293,665,771.79  
Dist. of N20Bn Stabilisation Acct. =N93,763,017.81  
Dist. of N7.392Bn FOREX Equal. =N30,153,013.01  
Dist. of N1.001Bn Exc. Bank Chrg. =N4,694,395.19





## Total Allocation

ABI	▶		N134,406,665.98
AKAMKPA	▶		N160,972,796.36
AKPABUYO	▶		N166,150,914.18
BAKASSI	▶		N101,858,910.93
BEKWARA	▶		N123,626,251.83
BIASE	▶		N143,335,672.18
BOKI	▶		N160,645,505.56
CALABAR MUNICIPAL	▶		N134,319,556.54
CALABAR SOUTH	▶		N141,859,488.90
ETUNG	▶		N109,350,227.15
IKOM	▶		N146,433,509.39
OBANLIKU	▶		N126,538,186.73
OBUBRA	▶		N141,863,797.39
OBUDU	▶		N135,117,475.41
ODUKPANI	▶		N151,475,878.88
OGAJA	▶		N142,799,687.49
YAKURR	▶		N145,388,151.28
YALA	▶		N157,721,016.59

# FEDERATION ACCOUNT ALLOCATION COMMITTEE (FAAC) NOVEMBER 2020 DISBURSEMENT




Distribution of Revenue Allocation to State Governments and Local Governments by FAAC for the month of October, 2020 Shared in November, 2020






## DELTA STATE


 **25**  
No. of LGCs

### BENEFICIARIES




<b>Gross Statutory Allocation</b>  <b>N2,257,109,089.85</b>	<b>13% Share of Derivation (Net)</b>  <b>N7,054,061,507.18</b>	<b>Gross Total</b>  <b>N9,311,170,597.03</b>
--	--	--

### DEDUCTIONS


<b>External Debt</b>  <b>N34,057,281.25</b>	<b>Contractual Obligation (ISPO)</b>  <b>N0.00</b>	<b>Other Deductions (see Note)</b>  <b>N919,934,176.58</b>
---	--	--

<b>Net Statutory Allocation</b> <b>N8,357,179,139.20</b>		<b>Gross VAT Allocation</b> <b>N1,498,656,233.49</b>
<b>Dist. of N72Bn FGN Intervention</b> <b>=N3,651,268,565.56</b>		<b>Deductions</b> -----
<b>Dist. of N20Bn Stabilisation Acct.</b> <b>=N143,090,333.07</b>		<b>Net VAT Allocation</b> <b>N1,498,656,233.49</b>
<b>Dist. of N7.392Bn FOREX Equal.</b> <b>=N374,904,940.08</b>		<b>Total Gross Amount</b> <b>N14,986,254,715.22</b>
<b>Dist. of N1.001Bn Exc. Bank Chrg.</b> <b>=N7,164,045.99</b>		<b>Total Net Amount</b> <b>N14,032,263,257.39</b>

### LGAs











<b>Gross Statutory Allocation</b>		<b>N1,895,151,069.22</b>
<b>Deduction</b>		<b>N(165,677,085.25)</b>
<b>Value Added Tax</b>		<b>N1,125,620,974.13</b>

Dist. of N72Bn FGN Intervention =N376,290,568.43  
Dist. of N20Bn Stabilisation Acct. =N120,143,859.65  
Dist. of N7.392Bn FOREX Equal. =N38,636,761.57  
Dist. of N1.001Bn Exc. Bank Chrg. =N6,015,194.16

 **Total Allocation**  
**N3,396,181,341.92**



## Total Allocation

ANIOCHA NORTH	▶		N116,288,229.41
ANIOCHA SOUTH	▶		N126,931,985.53
BOMADI	▶		N109,020,509.23
BURUTU	▶		N153,730,171.45
ETHIOPE EAST	▶		N142,913,162.29
ETHIOPE WEST	▶		N145,625,025.26
IKA NORTH EAST	▶		N150,109,119.35
IKA SOUTH	▶		N141,709,147.39
ISOKO NORTH	▶		N133,972,391.97
ISOKO SOUTH	▶		N152,849,649.24
NDOKWA EAST	▶		N124,483,544.51
NDOKWA WEST	▶		N131,422,215.49
OKPE	▶		N121,795,461.43
OSHIMILI NORTH	▶		N118,714,774.53
OSHIMILI SOUTH	▶		N128,941,048.43
PATANI	▶		N105,726,781.70
SAPELE	▶		N134,598,967.54
UDU	▶		N136,990,517.61

*Total Allocation*

UGHELLI NORTH	▶		<b>N183,387,070.05</b>
UGHELLI SOUTH	▶		<b>N146,725,940.51</b>
UKWUANI	▶		<b>N116,996,477.59</b>
UVWIE	▶		<b>N137,693,669.54</b>
WARRI SOUTH	▶		<b>N171,080,710.17</b>
WARRI NORTH	▶		<b>N135,111,241.65</b>
WARRI SOUTH-WEST	▶		<b>N129,363,530.03</b>

# FEDERATION ACCOUNT ALLOCATION COMMITTEE (FAAC) NOVEMBER 2020 DISBURSEMENT

Distribution of Revenue Allocation to State Governments and Local Governments by FAAC for the month of October, 2020 Shared in November, 2020




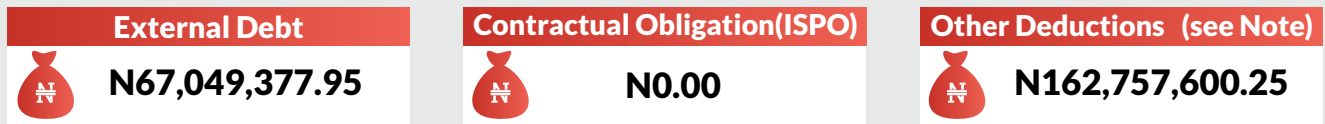
## EBONYI STATE

 **13**  
No. of LGCs


### BENEFICIARIES



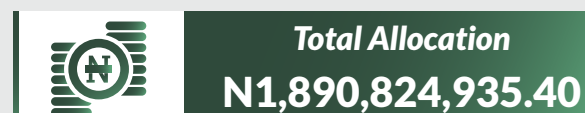
### DEDUCTIONS



### LGAs



Dist. of N72Bn FGN Intervention =N217,235,011.99  
Dist. of N20Bn Stabilisation Acct. =N69,359,837.80  
Dist. of N7.392Bn FOREX Equal. =N22,305,255.75  
Dist. of N1.001Bn Exc. Bank Chrg. =N3,472,611.02





*Total Allocation*

<b>ABAKALIKI</b>	▶		<b>N143,927,542.09</b>
<b>AFIKPO NORTH</b>	▶		<b>N137,819,931.25</b>
<b>AFIKPO SOUTH</b>	▶		<b>N138,727,083.15</b>
<b>EBONYI</b>	▶		<b>N132,433,281.88</b>
<b>EZZA NORTH</b>	▶		<b>N133,772,652.85</b>
<b>EZZA SOUTH</b>	▶		<b>N136,521,109.70</b>
<b>IKWO</b>	▶		<b>N160,783,877.32</b>
<b>ISHIELU</b>	▶		<b>N141,640,776.42</b>
<b>IVO</b>	▶		<b>N128,985,889.80</b>
<b>IZZI</b>	▶		<b>N175,910,774.80</b>
<b>OHAOZARA</b>	▶		<b>N138,796,220.94</b>
<b>OHAUKWU</b>	▶		<b>N153,589,169.50</b>
<b>ONICHA</b>	▶		<b>N167,916,625.70</b>

# FEDERATION ACCOUNT ALLOCATION COMMITTEE (FAAC) NOVEMBER 2020 DISBURSEMENT

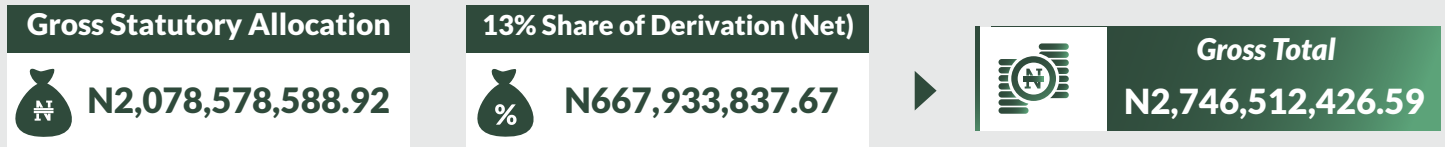
Distribution of Revenue Allocation to State Governments and Local Governments by FAAC for the month of October, 2020 Shared in November, 2020




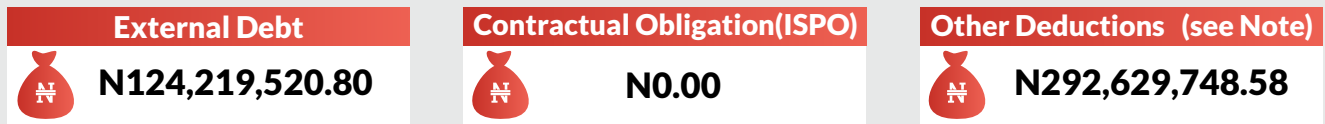
## EDO STATE

 **18**  
No. of LGCs


### BENEFICIARIES



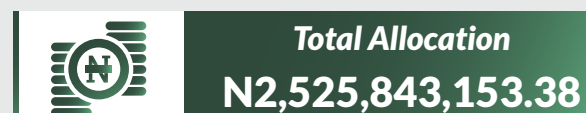
### DEDUCTIONS



### LGAs



















Dist. of N72Bn FGN Intervention =N287,913,216.08  
Dist. of N20Bn Stabilisation Acct. =N91,926,314.20  
Dist. of N7.392Bn FOREX Equal. =N29,562,352.12  
Dist. of N1.001Bn Exc. Bank Chrg. =N4,602,437.69







## Total Allocation

AKOKO EDO	▶		<b>N173,521,295.70</b>
EGOR	▶		<b>N173,885,821.35</b>
ESAN CENTRAL	▶		<b>N111,612,280.97</b>
ESAN NORTH EAST	▶		<b>N115,252,217.65</b>
ESAN SOUTH EAST	▶		<b>N136,043,978.73</b>
ESAN WEST	▶		<b>N117,307,354.81</b>
ETSAKO CENTRAL	▶		<b>N114,627,206.62</b>
ETSAKO EAST	▶		<b>N132,817,550.16</b>
ETSAKO WEST	▶		<b>N147,327,228.93</b>
IGUEBEN	▶		<b>N106,377,483.39</b>
IKPOBA OKHA	▶		<b>N189,702,542.82</b>
OREDO	▶		<b>N193,981,821.50</b>
ORHIONWON	▶		<b>N146,793,870.95</b>
OVIA NORTH EAST	▶		<b>N139,166,012.66</b>
OVIA SOUTH WEST	▶		<b>N147,096,834.67</b>
OWAN EAST	▶		<b>N134,757,315.19</b>
OWAN WEST	▶		<b>N111,716,302.25</b>
UHUNMWODE	▶		<b>N133,856,035.04</b>

# FEDERATION ACCOUNT ALLOCATION COMMITTEE (FAAC) NOVEMBER 2020 DISBURSEMENT

Distribution of Revenue Allocation to State Governments and Local Governments by FAAC for the month of October, 2020 Shared in November, 2020




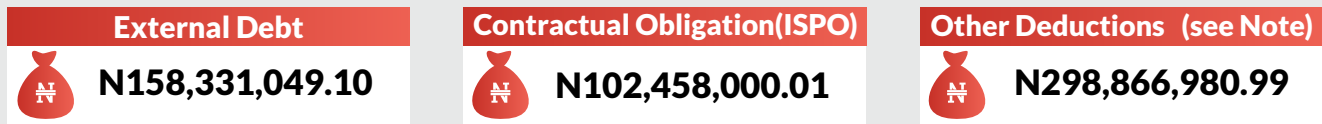
## EKITI STATE

 **16**  
No. of LGCs


### BENEFICIARIES



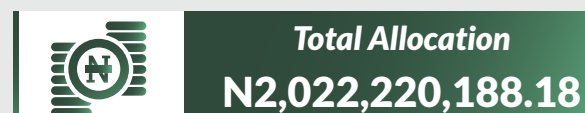
### DEDUCTIONS



### LGAs



Dist. of N72Bn FGN Intervention =N228,613,534.55  
Dist. of N20Bn Stabilisation Acct. =N72,992,827.12  
Dist. of N7.392Bn FOREX Equal. =N23,473,579.64  
Dist. of N1.001Bn Exc. Bank Chrg. =N3,654,502.43





*Total Allocation*

<b>ADO EKITI</b>	▶		<b>N168,055,855.88</b>
<b>AIYEKIRE</b>	▶		<b>N125,191,660.82</b>
<b>EFON</b>	▶		<b>N115,537,117.40</b>
<b>EKITI EAST</b>	▶		<b>N122,874,353.49</b>
<b>EKITI SOUTH WEST</b>	▶		<b>N130,610,534.35</b>
<b>EKITI WEST</b>	▶		<b>N133,749,444.59</b>
<b>EMURE</b>	▶		<b>N109,064,630.13</b>
<b>IDO-OSI</b>	▶		<b>N133,384,131.82</b>
<b>IJERO</b>	▶		<b>N145,778,665.51</b>
<b>IKERE</b>	▶		<b>N125,868,899.34</b>
<b>IKOLE</b>	▶		<b>N134,331,554.38</b>
<b>ILEJEMEJI</b>	▶		<b>N93,864,449.71</b>
<b>IREPODUN/IFELODUN</b>	▶		<b>N119,948,491.65</b>
<b>ISE/ORUN</b>	▶		<b>N116,468,287.45</b>
<b>MOBA</b>	▶		<b>N125,571,208.81</b>
<b>OYE</b>	▶		<b>N121,920,902.85</b>

# FEDERATION ACCOUNT ALLOCATION COMMITTEE (FAAC) NOVEMBER 2020 DISBURSEMENT

Distribution of Revenue Allocation to State Governments and Local Governments by FAAC for the month of October, 2020 Shared in November, 2020



## ENUGU STATE

**17**  
No. of LGCs

### BENEFICIARIES

<b>Gross Statutory Allocation</b>	<b>13% Share of Derivation (Net)</b>		<b>Gross Total</b> <b>N2,235,571,966.87</b>
<b>N2,235,571,966.87</b>	<b>N0.00</b>		

### DEDUCTIONS

<b>External Debt</b>	<b>Contractual Obligation (ISPO)</b>	<b>Other Deductions (see Note)</b>
<b>N114,318,091.94</b>	<b>N0.00</b>	<b>N78,644,312.34</b>

<b>Net Statutory Allocation</b> <b>N2,042,609,562.59</b>		<b>Gross VAT Allocation</b> <b>N1,283,509,121.44</b>
<b>Dist. of N72Bn FGN Intervention</b> <b>=N443,882,632.81</b>		<b>Deductions</b> -----
<b>Dist. of N20Bn Stabilisation Acct.</b> <b>=N141,724,978.55</b>		<b>Net VAT Allocation</b> <b>N1,283,509,121.44</b>
<b>Dist. of N7.392Bn FOREX Equal.</b> <b>=N45,576,979.31</b>		<b>Total Gross Amount</b> <b>N4,157,361,366.30</b>
<b>Dist. of N1.001Bn Exc. Bank Chrg.</b> <b>=N7,095,687.33</b>		<b>Total Net Amount</b> <b>N3,964,398,962.02</b>

### LGAs

<b>Gross Statutory Allocation</b>		<b>N1,473,269,389.27</b>
<b>Deduction</b>		<b>N(112,660,417.97)</b>
<b>Value Added Tax</b>		<b>N771,704,160.06</b>

Dist. of N72Bn FGN Intervention =N292,524,107.94  
Dist. of N20Bn Stabilisation Acct. =N93,398,501.90  
Dist. of N7.392Bn FOREX Equal. =N30,035,789.26  
Dist. of N1.001Bn Exc. Bank Chrg. =N4,676,145.12

**Total Allocation**  
**N2,552,947,675.58**



*Total Allocation*

AGWU	▶		<b>N151,264,395.78</b>
ANINRI	▶		<b>N127,962,206.49</b>
ENUGU EAST	▶		<b>N174,132,715.93</b>
ENUGU NORTH	▶		<b>N163,458,016.92</b>
ENUGU SOUTH	▶		<b>N155,414,702.90</b>
EZEAGU	▶		<b>N148,385,310.67</b>
IGBO ETITI	▶		<b>N152,953,293.00</b>
IGBO EZE NORTH	▶		<b>N166,652,035.89</b>
IGBO EZE SOUTH	▶		<b>N145,781,709.68</b>
ISI UZO	▶		<b>N138,686,336.45</b>
NKANU EAST	▶		<b>N143,586,325.58</b>
NKANU WEST	▶		<b>N140,245,954.83</b>
NSUKKA	▶		<b>N185,739,996.78</b>
OJI RIVER	▶		<b>N126,730,230.94</b>
UDENU	▶		<b>N141,317,910.56</b>
UDI	▶		<b>N160,268,871.16</b>
UZO UWANI	▶		<b>N130,367,662.02</b>

# FEDERATION ACCOUNT ALLOCATION COMMITTEE (FAAC) NOVEMBER 2020 DISBURSEMENT

Distribution of Revenue Allocation to State Governments and Local Governments by FAAC for the month of October, 2020 Shared in November, 2020




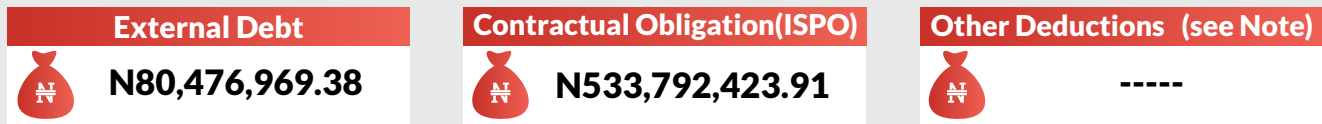
## GOMBE STATE

 **11**  
No. of LGCs


### BENEFICIARIES



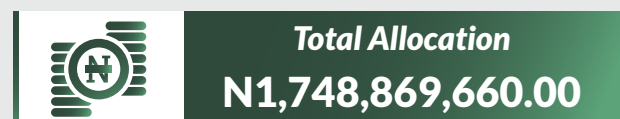
### DEDUCTIONS



### LGAs



Dist. of N72Bn FGN Intervention =N200,437,723.07  
Dist. of N20Bn Stabilisation Acct. =N63,996,718.73  
Dist. of N7.392Bn FOREX Equal. =N20,580,543.78  
Dist. of N1.001Bn Exc. Bank Chrg. =N3,204,097.90



*Total Allocation*

AKKO	▶		<b>N207,541,846.16</b>
BALANGA	▶		<b>N153,888,990.61</b>
BILLIRE	▶		<b>N153,703,035.07</b>
DUKKU	▶		<b>N164,342,670.27</b>
FUNAKAYE	▶		<b>N163,501,057.91</b>
GOMBE	▶		<b>N177,029,007.71</b>
KALTUNGO	▶		<b>N138,263,648.05</b>
KWAMI	▶		<b>N149,757,281.23</b>
NAFADA	▶		<b>N134,969,019.92</b>
SHOMGOM	▶		<b>N130,949,705.61</b>
YAMALTU/DEBA	▶		<b>N174,923,397.45</b>

# FEDERATION ACCOUNT ALLOCATION COMMITTEE (FAAC) NOVEMBER 2020 DISBURSEMENT

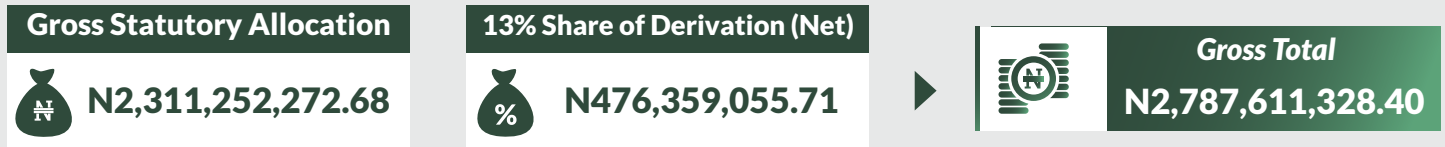
Distribution of Revenue Allocation to State Governments and Local Governments by FAAC for the month of October, 2020 Shared in November, 2020




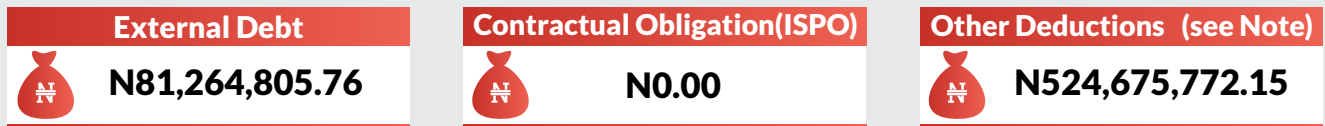
## IMO STATE

 **27**  
No. of LGCs


### BENEFICIARIES



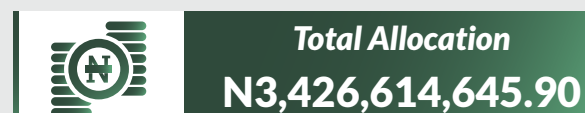
### DEDUCTIONS



### LGAs



Dist. of N72Bn FGN Intervention =N392,047,376.08  
Dist. of N20Bn Stabilisation Acct. =N125,174,768.86  
Dist. of N7.392Bn FOREX Equal. =N40,254,639.01  
Dist. of N1.001Bn Exc. Bank Chrg. =N6,267,074.66
















## Total Allocation

ABOH MBAISE	▶		<b>N139,136,270.53</b>
AHIAZU MBAISE	▶		<b>N130,949,855.44</b>
EHIME MBANO	▶		<b>N119,631,656.27</b>
EZINIHITTE MBAISE	▶		<b>N128,286,757.89</b>
IDEATO NORTH	▶		<b>N134,422,918.60</b>
IDEATO SOUTH	▶		<b>N134,889,070.19</b>
IHITTE UBOMA	▶		<b>N120,864,099.75</b>
IKEDURU	▶		<b>N128,723,375.33</b>
ISIALA MBANO	▶		<b>N145,029,335.43</b>
ISU	▶		<b>N129,526,668.41</b>
MBAITOLI	▶		<b>N158,146,692.72</b>
NGOR/OKPALA	▶		<b>N133,644,310.51</b>
NJABA	▶		<b>N122,723,365.05</b>
NKWANGELE	▶		<b>N118,843,457.32</b>
NKWERRE	▶		<b>N105,032,953.96</b>
OBOWO	▶		<b>N114,926,145.14</b>
OGUTA	▶		<b>N131,815,577.52</b>
OHAJI/EBEMA	▶		<b>N143,471,646.04</b>



*Total Allocation*

OKIGWE	▶		<b>N125,741,552.73</b>
ONUIMO	▶		<b>N112,336,789.34</b>
ORLU	▶		<b>N124,514,049.97</b>
ORSU	▶		<b>N120,009,472.82</b>
ORU	▶		<b>N116,361,310.83</b>
ORU WEST	▶		<b>N119,842,972.26</b>
OWERRI MUNICIPAL	▶		<b>N121,519,618.42</b>
OWERRI NORTH	▶		<b>N131,531,227.90</b>
OWERRI WEST	▶		<b>N114,693,495.51</b>

# FEDERATION ACCOUNT ALLOCATION COMMITTEE (FAAC) NOVEMBER 2020 DISBURSEMENT

Distribution of Revenue Allocation to State Governments and Local Governments by FAAC for the month of October, 2020 Shared in November, 2020




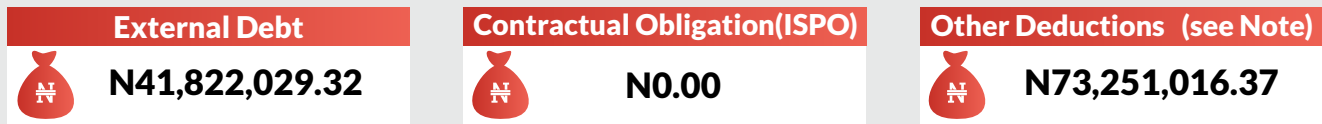
## JIGAWA STATE

 **27**  
No. of LGCs


### BENEFICIARIES



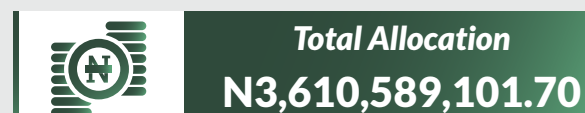
### DEDUCTIONS



### LGAs



Dist. of N72Bn FGN Intervention =N411,882,681.08  
Dist. of N20Bn Stabilisation Acct. =N131,507,880.30  
Dist. of N7.392Bn FOREX Equal. =N42,291,288.38  
Dist. of N1.001Bn Exc. Bank Chrg. =N6,584,152.00














*Total Allocation*

<b>AUYO</b>	▶		<b>N122,090,309.60</b>
<b>BABURA</b>	▶		<b>N145,192,372.50</b>
<b>BIRNIN KUDU</b>	▶		<b>N180,048,737.36</b>
<b>BIRNIWA</b>	▶		<b>N132,885,953.08</b>
<b>GAGARAWA</b>	▶		<b>N113,290,253.55</b>
<b>BUJI</b>	▶		<b>N113,162,279.63</b>
<b>DUTSE</b>	▶		<b>N160,128,529.82</b>
<b>GARKI</b>	▶		<b>N132,931,349.97</b>
<b>GUMEL</b>	▶		<b>N116,703,282.29</b>
<b>GURI</b>	▶		<b>N122,278,936.55</b>
<b>GWARAM</b>	▶		<b>N171,915,358.07</b>
<b>GWIWA</b>	▶		<b>N125,721,129.36</b>
<b>HADEJIA</b>	▶		<b>N109,408,251.23</b>
<b>JAHUN</b>	▶		<b>N150,010,934.13</b>
<b>KAFIN HAUSA</b>	▶		<b>N167,316,395.99</b>
<b>KAUGAMA</b>	▶		<b>N121,931,327.59</b>
<b>KAZAURE</b>	▶		<b>N130,120,997.94</b>
<b>KIRI-KASAMMA</b>	▶		<b>N136,858,925.59</b>



*Total Allocation*

<b>KIYAWA</b>	▶		<b>N138,505,587.36</b>
<b>MAIGATARI</b>	▶		<b>N139,991,978.82</b>
<b>MALAM MADORI</b>	▶		<b>N131,843,215.03</b>
<b>MIGA</b>	▶		<b>N120,919,119.73</b>
<b>RINGIM</b>	▶		<b>N146,716,009.22</b>
<b>RONI</b>	▶		<b>N108,240,341.37</b>
<b>SULE TAKARKAR</b>	▶		<b>N133,487,782.85</b>
<b>TAURA</b>	▶		<b>N124,409,376.00</b>
<b>YANKWASHI</b>	▶		<b>N114,480,367.08</b>

# FEDERATION ACCOUNT ALLOCATION COMMITTEE (FAAC) NOVEMBER 2020 DISBURSEMENT

Distribution of Revenue Allocation to State Governments and Local Governments by FAAC for the month of October, 2020 Shared in November, 2020




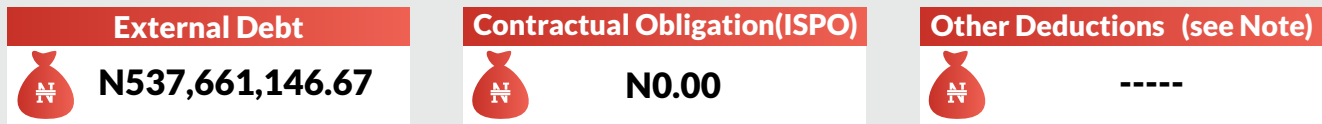
## KADUNA STATE

 **23**  
No. of LGCs


### BENEFICIARIES



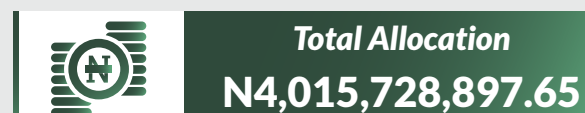
### DEDUCTIONS



### LGAs



Dist. of N72Bn FGN Intervention =N463,201,076.07  
Dist. of N20Bn Stabilisation Acct. =N147,893,063.88  
Dist. of N7.392Bn FOREX Equal. =N47,560,558.35  
Dist. of N1.001Bn Exc. Bank Chrg. =N7,404,502.38





## Total Allocation

BIRNIN GWARI	▶		N202,875,073.04
CHIKUN	▶		N215,785,880.42
GIWA	▶		N180,573,134.93
KAJURU	▶		N134,178,631.65
IGABI	▶		N228,977,140.77
IKARA	▶		N151,986,959.49
JABA	▶		N134,001,491.20
JEMA'A	▶		N177,913,780.32
KACHIA	▶		N188,522,801.27
KADUNA NORTH	▶		N190,453,740.61
KADUNA SOUTH	▶		N203,730,779.62
KAGARKO	▶		N169,481,114.06
KAURA	▶		N150,851,477.48
KAURU	▶		N149,485,499.59
KUBAU	▶		N177,264,913.45
KUDAN	▶		N135,152,633.87
LERE	▶		N192,012,990.22
MAKARFI	▶		N129,257,714.17



*Total Allocation*

<b>SABONGARI</b>	▶		<b>N172,148,390.90</b>
<b>SANGA</b>	▶		<b>N139,671,939.07</b>
<b>SOBA</b>	▶		<b>N181,360,908.06</b>
<b>ZANGON KATAF</b>	▶		<b>N199,383,096.53</b>
<b>ZARIA</b>	▶		<b>N210,658,806.94</b>



# FEDERATION ACCOUNT ALLOCATION COMMITTEE (FAAC) NOVEMBER 2020 DISBURSEMENT

Distribution of Revenue Allocation to State Governments and Local Governments by FAAC for the month of October, 2020 Shared in November, 2020



## KANO STATE

**44**  
No. of LGCs

### BENEFICIARIES

<b>Gross Statutory Allocation</b>	<b>13% Share of Derivation (Net)</b>		<b>Gross Total</b> <b>N3,526,024,829.98</b>
<b>N3,526,024,829.98</b>	<b>N0.00</b>		

### DEDUCTIONS

<b>External Debt</b>	<b>Contractual Obligation (ISPO)</b>	<b>Other Deductions (see Note)</b>
<b>N106,670,362.82</b>	<b>N0.00</b>	<b>N160,829,649.15</b>

<b>Net Statutory Allocation</b> <b>N3,258,524,818.01</b>		<b>Gross VAT Allocation</b> <b>N2,274,975,683.03</b>
<b>Dist. of N72Bn FGN Intervention</b> <b>=N700,107,716.53</b>		<b>Deductions</b> -----
<b>Dist. of N20Bn Stabilisation Acct.</b> <b>=N223,533,753.68</b>		<b>Net VAT Allocation</b> <b>N2,274,975,683.03</b>
<b>Dist. of N7.392Bn FOREX Equal.</b> <b>=N71,885,657.49</b>		<b>Total Gross Amount</b> <b>N6,807,719,214.99</b>
<b>Dist. of N1.001Bn Exc. Bank Chrg.</b> <b>=N11,191,574.28</b>		<b>Total Net Amount</b> <b>N6,540,219,203.02</b>

### LGAs





<b>Gross Statutory Allocation</b>		<b>N3,714,124,902.51</b>
<b>Deduction</b>		<b>N(291,591,670.04)</b>
<b>Value Added Tax</b>		<b>N2,161,261,638.50</b>

Dist. of N72Bn FGN Intervention =N737,455,812.08  
Dist. of N20Bn Stabilisation Acct. =N235,458,432.98  
Dist. of N7.392Bn FOREX Equal. =N75,720,485.11  
Dist. of N1.001Bn Exc. Bank Chrg. =N11,788,602.39

**Total Allocation**  
**N6,644,218,203.52**



## Total Allocation

AJINGI	▶		N137,677,467.68
ALBASU	▶		N141,483,688.58
BAGWAI	▶		N130,164,051.78
BEBEJI	▶		N140,276,396.36
BICHI	▶		N169,251,322.10
BUNKURE	▶		N135,256,591.33
DALA	▶		N216,389,368.43
DANBATTA	▶		N148,150,726.37
DAWAKIN KUDU	▶		N157,642,991.44
DAWAKIN TOFA	▶		N160,425,805.20
DOGUWA	▶		N143,492,884.83
FAGGE	▶		N145,533,321.10
GABASAWA	▶		N151,291,453.28
GARKO	▶		N135,236,836.59
GARUN MALLAM	▶		N130,670,631.46
GAYA	▶		N145,939,387.48
GEZAWA	▶		N167,925,947.23
GWALE	▶		N199,126,859.39



## Total Allocation

GWARZO	▶		<b>N138,574,070.75</b>
KABO	▶		<b>N132,318,609.25</b>
KANO MUNICIPAL	▶		<b>N194,443,500.57</b>
KARAYE	▶		<b>N128,341,861.79</b>
KIBIYA	▶		<b>N128,778,349.82</b>
KIRU	▶		<b>N167,067,211.45</b>
KUMBOTSO	▶		<b>N172,433,689.47</b>
KUNCHI	▶		<b>N127,517,433.14</b>
KURA	▶		<b>N128,536,710.61</b>
MADOBI	▶		<b>N127,916,225.85</b>
MAKODA	▶		<b>N152,553,414.04</b>
MINJIBIR	▶		<b>N152,648,939.72</b>
NASSARAWA	▶		<b>N266,695,156.51</b>
RANO	▶		<b>N131,864,128.58</b>
RIMIN GADO	▶		<b>N127,292,954.07</b>
ROGO	▶		<b>N156,733,788.49</b>
SHANONO	▶		<b>N129,288,488.38</b>
SUMAILA	▶		<b>N164,025,961.94</b>

*Total Allocation*


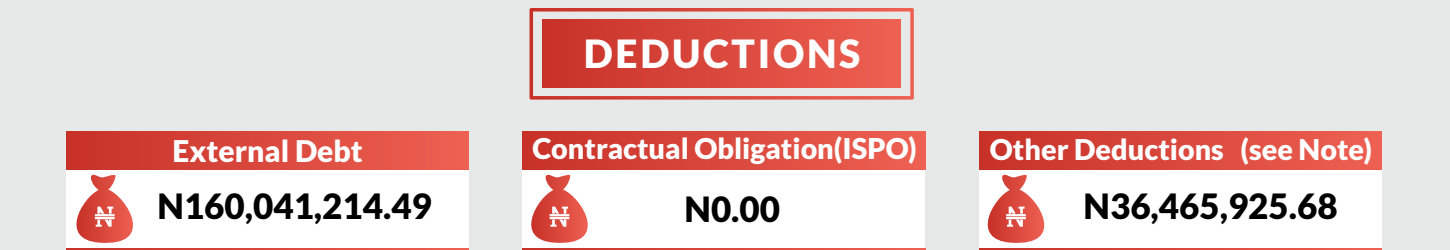
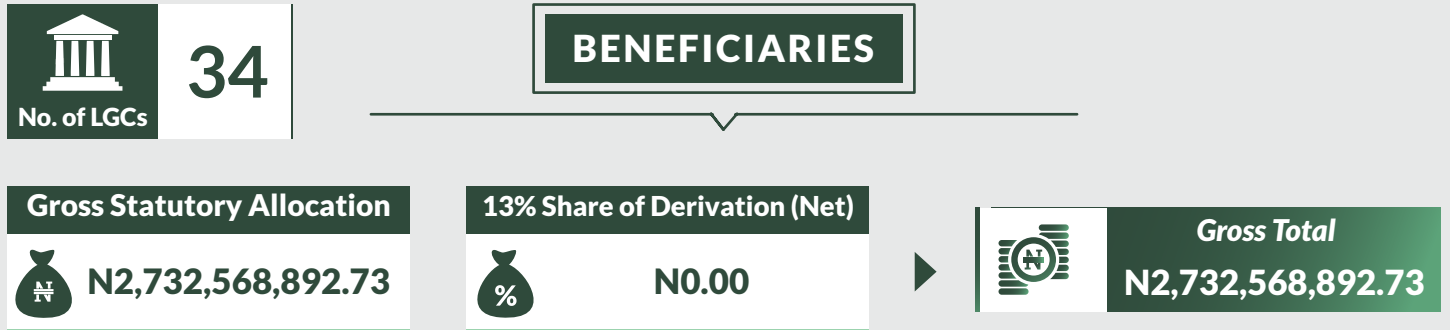
TAKAI	▶		<b>N145,160,353.79</b>
TARAUNI	▶		<b>N150,932,137.86</b>
TOFA	▶		<b>N117,106,547.84</b>
TSANYAWA	▶		<b>N131,090,981.58</b>
TUDUN WADA	▶		<b>N159,414,492.70</b>
UNGOGO	▶		<b>N191,086,146.29</b>
WARAWA	▶		<b>N123,007,555.73</b>
WUDIL	▶		<b>N143,453,762.67</b>

# FEDERATION ACCOUNT ALLOCATION COMMITTEE (FAAC) NOVEMBER 2020 DISBURSEMENT


Distribution of Revenue Allocation to State Governments and Local Governments by FAAC for the month of October, 2020 Shared in November, 2020



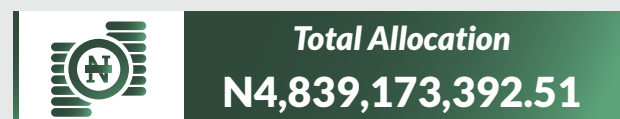
## KATSINA STATE



### LGAs



Dist. of N72Bn FGN Intervention =N561,437,662.29  
Dist. of N20Bn Stabilisation Acct. =N179,258,512.86  
Dist. of N7.392Bn FOREX Equal. =N57,647,294.18  
Dist. of N1.001Bn Exc. Bank Chrg. =N8,974,863.66





## Total Allocation

BAKORI	▶		N138,674,316.15
BATAGARAWA	▶		N144,979,828.75
BATSARI	▶		N156,653,660.13
BAURE	▶		N148,281,805.65
BINDAWA	▶		N137,148,741.09
CHARANCHI	▶		N129,172,022.30
DAN-MUSA	▶		N127,377,777.01
DANDUME	▶		N137,060,248.96
DANJA	▶		N128,851,121.47
DAURA	▶		N157,174,916.93
DUTSI	▶		N127,870,879.95
DUTSINMA	▶		N142,974,539.56
FASKARI	▶		N154,961,696.12
FUNTUA	▶		N157,293,282.32
INGAWA	▶		N137,539,035.16
JIBIA	▶		N150,471,422.74
KAFUR	▶		N157,111,231.59
KAITA	▶		N150,403,800.45



*Total Allocation*

KANKARA	▶		<b>N166,804,935.53</b>
KANKIA	▶		<b>N133,078,766.48</b>
KATSINA	▶		<b>N185,288,519.43</b>
KURFI	▶		<b>N127,023,000.09</b>
KUSADA	▶		<b>N120,087,333.29</b>
MAIADUA	▶		<b>N148,765,969.98</b>
MALUMFASHI	▶		<b>N146,615,298.56</b>
MANI	▶		<b>N140,428,305.80</b>
MASHI	▶		<b>N142,283,451.18</b>
MATAZU	▶		<b>N120,370,668.45</b>
MUSAWA	▶		<b>N142,998,632.81</b>
RIMI	▶		<b>N130,888,467.15</b>
SABUWA	▶		<b>N132,825,639.50</b>
SAFANA	▶		<b>N144,366,217.22</b>
SANDAMU	▶		<b>N136,944,062.48</b>
ZANGO	▶		<b>N136,403,798.23</b>

# FEDERATION ACCOUNT ALLOCATION COMMITTEE (FAAC) NOVEMBER 2020 DISBURSEMENT

Distribution of Revenue Allocation to State Governments and Local Governments by FAAC for the month of October, 2020 Shared in November, 2020



## KEBBI STATE

**21**  
No. of LGCs

### BENEFICIARIES

<b>Gross Statutory Allocation</b>	<b>13% Share of Derivation (Net)</b>		<b>Gross Total</b>
<b>N2,347,290,311.78</b>	<b>N0.00</b>		<b>N2,347,290,311.78</b>

### DEDUCTIONS

<b>External Debt</b>	<b>Contractual Obligation (ISPO)</b>	<b>Other Deductions (see Note)</b>
<b>N80,742,388.76</b>	<b>N0.00</b>	<b>N37,327,563.56</b>

<b>Net Statutory Allocation</b>		<b>Gross VAT Allocation</b>
<b>N2,229,220,359.46</b>		<b>N1,248,726,245.75</b>
<b>Dist. of N72Bn FGN Intervention =N466,064,800.86</b>		<b>Deductions</b>
<b>Dist. of N20Bn Stabilisation Acct. =N148,807,407.68</b>		<b>Net VAT Allocation</b>
<b>Dist. of N7.392Bn FOREX Equal. =N47,854,599.88</b>		<b>N1,248,726,245.75</b>
<b>Dist. of N1.001Bn Exc. Bank Chrg. =N7,450,280.46</b>	<b>Total Net Amount</b>	<b>Total Gross Amount</b>
	<b>N4,148,123,694.09</b>	<b>N4,266,193,646.41</b>

### LGAs

<b>Gross Statutory Allocation</b>		<b>N1,784,535,841.54</b>
<b>Deduction</b>		<b>N(139,168,751.61)</b>
<b>Value Added Tax</b>		<b>N856,338,145.76</b>



















Dist. of N72Bn FGN Intervention =N354,327,429.14  
Dist. of N20Bn Stabilisation Acct. =N113,131,363.07  
Dist. of N7.392Bn FOREX Equal. =N36,381,630.44  
Dist. of N1.001Bn Exc. Bank Chrg. =N5,664,102.32

**Total Allocation**  
**N3,011,209,760.66**





## Total Allocation

ALIERU	▶		N108,324,463.70
AREWA	▶		N170,698,877.75
ARGUNGU	▶		N150,589,431.18
AUGIE	▶		N124,026,253.71
BAGUDO	▶		N165,562,249.21
BIRNIN -KEBBI	▶		N195,976,742.70
BUNZA	▶		N134,644,201.85
DANDI KAMBA	▶		N143,103,238.62
DANKO /WASAGU	▶		N180,385,584.08
FAKAI	▶		N126,245,196.09
GWANDU	▶		N134,220,068.92
JEGA	▶		N148,312,916.72
KALGO	▶		N120,214,102.39
KOKO/BESSE	▶		N139,915,308.77
MAIYAMA	▶		N158,364,845.96
NGASKI	▶		N129,554,437.95
SAKABA	▶		N125,057,568.53
SHANGA	▶		N131,986,079.09



*Total Allocation*

SURU	▶		<b>N155,056,248.69</b>
YAURI	▶		<b>N122,525,575.95</b>
ZURU	▶		<b>N146,446,368.79</b>

# FEDERATION ACCOUNT ALLOCATION COMMITTEE (FAAC) NOVEMBER 2020 DISBURSEMENT

Distribution of Revenue Allocation to State Governments and Local Governments by FAAC for the month of October, 2020 Shared in November, 2020





## KOGI STATE


 **21**  
No. of LGCs

### BENEFICIARIES




<b>Gross Statutory Allocation</b>	<b>13% Share of Derivation (Net)</b>	<b>Gross Total</b>
 <b>N2,456,904,332.01</b>	 <b>N0.00</b>	 <b>N2,456,904,332.01</b>

### DEDUCTIONS


<b>External Debt</b>	<b>Contractual Obligation (ISPO)</b>	<b>Other Deductions (see Note)</b>
 <b>N52,572,229.93</b>	 <b>N117,593,824.10</b>	 <b>N238,271,156.39</b>

<b>Net Statutory Allocation</b>		<b>Gross VAT Allocation</b>
<b>N2,048,467,121.59</b>		<b>N1,240,270,569.49</b>
<b>Dist. of N72Bn FGN Intervention =N487,829,146.01</b>		<b>Deductions</b>
<b>Dist. of N20Bn Stabilisation Acct. =N155,756,432.32</b>		<b>Net VAT Allocation</b>
<b>Dist. of N7.392Bn FOREX Equal. =N50,089,319.22</b>		<b>N1,240,270,569.49</b>
<b>Dist. of N1.001Bn Exc. Bank Chrg. =N7,798,194.47</b>	<b>Total Net Amount</b>	<b>Total Gross Amount</b>
	<b>N3,990,210,783.10</b>	<b>N4,398,647,993.52</b>

### LGAs

<b>Gross Statutory Allocation</b>	 <b>N1,844,448,506.83</b>
<b>Deduction</b>	 <b>N(139,168,751.61)</b>
<b>Value Added Tax</b>	 <b>N851,468,604.67</b>

<b>Dist. of N72Bn FGN Intervention =N366,223,351.97</b>
<b>Dist. of N20Bn Stabilisation Acct. =N116,929,550.44</b>
<b>Dist. of N7.392Bn FOREX Equal. =N37,603,079.96</b>
<b>Dist. of N1.001Bn Exc. Bank Chrg. =N5,854,264.64</b>

 <b>Total Allocation</b>
<b>N3,083,358,606.90</b>



## Total Allocation

ADAVI	▶		<b>N156,864,321.94</b>
AJAKUTA	▶		<b>N136,054,255.93</b>
ANKPA	▶		<b>N176,395,423.99</b>
BASSA	▶		<b>N137,537,370.39</b>
DEKINA	▶		<b>N186,735,164.38</b>
IBAJI	▶		<b>N143,118,127.94</b>
IDAH	▶		<b>N120,887,154.62</b>
IGALAMELA	▶		<b>N143,002,338.19</b>
IJUMU	▶		<b>N138,405,343.75</b>
KABBA/BUNU	▶		<b>N146,818,715.84</b>
KOGI	▶		<b>N130,583,932.46</b>
KOTON KARFE	▶		<b>N165,315,252.73</b>
MOPA-MURO	▶		<b>N108,480,603.01</b>
OFU	▶		<b>N159,877,109.79</b>
OGORI/MAGONGO	▶		<b>N105,627,121.37</b>
OKEHI	▶		<b>N156,651,350.81</b>
OKENE	▶		<b>N197,055,283.02</b>
OLAMABORO	▶		<b>N146,565,306.42</b>



*Total Allocation*

OMALA	▶		<b>N136,030,981.15</b>
YAGBA EAST	▶		<b>N147,295,630.42</b>
YAGBA WEST	▶		<b>N144,057,818.74</b>

# FEDERATION ACCOUNT ALLOCATION COMMITTEE (FAAC) NOVEMBER 2020 DISBURSEMENT

Distribution of Revenue Allocation to State Governments and Local Governments by FAAC for the month of October, 2020 Shared in November, 2020




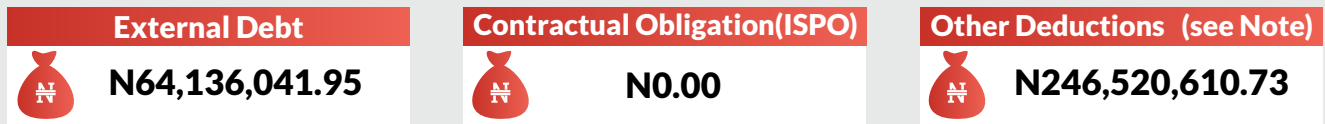
## KWARA STATE

**16**  
No. of LGCs


### BENEFICIARIES



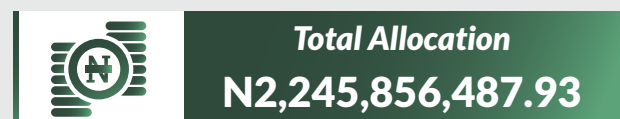
### DEDUCTIONS



### LGAs








Dist. of N72Bn FGN Intervention =N259,141,381.56  
Dist. of N20Bn Stabilisation Acct. =N82,739,904.71  
Dist. of N7.392Bn FOREX Equal. =N26,608,117.80  
Dist. of N1.001Bn Exc. Bank Chrg. =N4,142,505.44





*Total Allocation*

<b>ASA</b>	▶		<b>N129,924,008.19</b>
<b>BARUTEN</b>	▶		<b>N199,333,271.52</b>
<b>EDU</b>	▶		<b>N161,626,677.48</b>
<b>EKITI</b>	▶		<b>N101,212,865.57</b>
<b>IFELODUN</b>	▶		<b>N168,907,418.76</b>
<b>ILORIN EAST</b>	▶		<b>N150,727,049.09</b>
<b>ILORIN SOUTH</b>	▶		<b>N152,301,975.54</b>
<b>ILORIN WEST</b>	▶		<b>N186,038,511.73</b>
<b>IREPODUN</b>	▶		<b>N130,560,904.68</b>
<b>KAI AMA</b>	▶		<b>N159,743,956.17</b>
<b>MORO</b>	▶		<b>N132,197,322.59</b>
<b>OFFA</b>	▶		<b>N119,315,121.52</b>
<b>OKE-ERO</b>	▶		<b>N101,959,330.22</b>
<b>OSIN</b>	▶		<b>N101,830,596.18</b>
<b>OYUN</b>	▶		<b>N115,389,701.23</b>
<b>PATEGI</b>	▶		<b>N134,787,777.45</b>

# FEDERATION ACCOUNT ALLOCATION COMMITTEE (FAAC) NOVEMBER 2020 DISBURSEMENT

Distribution of Revenue Allocation to State Governments and Local Governments by FAAC for the month of October, 2020 Shared in November, 2020




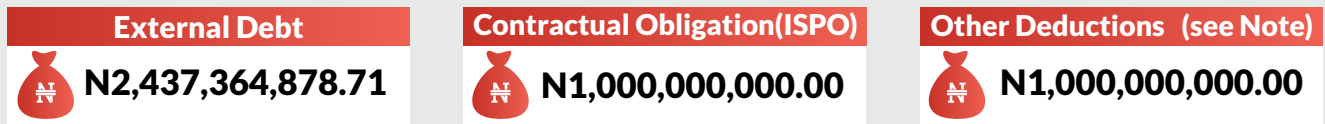
## LAGOS STATE

 **20**  
No. of LGCs


### BENEFICIARIES



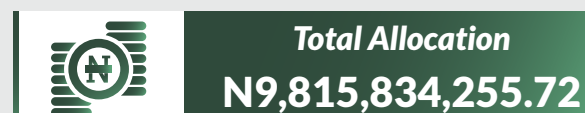
### DEDUCTIONS



### LGAs





















Dist. of N72Bn FGN Intervention =N441,446,355.67  
Dist. of N20Bn Stabilisation Acct. =N140,947,112.28  
Dist. of N7.392Bn FOREX Equal. =N45,326,827.25  
Dist. of N1.001Bn Exc. Bank Chrg. =N7,056,742.22







## Total Allocation

AGEGE	▶		N492,471,032.19
AJEROMI/IFELODUN	▶		N553,274,259.25
ALIMOSHO	▶		N718,865,846.75
AMOWO-ODOFIN	▶		N452,673,422.71
APAPA	▶		N425,230,683.83
BADAGRY	▶		N438,876,128.21
EPE	▶		N424,649,978.05
ETI-OSA	▶		N454,781,319.27
IBEJU-LEKKI	▶		N399,464,471.73
IFAKO/IJAYE	▶		N483,943,197.13
IKEJA	▶		N455,110,510.22
IKORODU	▶		N519,484,804.31
KOSOFE	▶		N544,379,937.09
LAGOS ISLAND	▶		N422,181,733.27
LAGOS MAINLAND	▶		N451,487,044.17
MUSHIN	▶		N536,630,718.20
OJO	▶		N528,423,695.88
OSHODI/ISOLO	▶		N534,023,693.74



*Total Allocation*

SOMOLU	▶		<b>N475,954,871.34</b>
SURULERE	▶		<b>N503,926,908.38</b>

# FEDERATION ACCOUNT ALLOCATION COMMITTEE (FAAC) NOVEMBER 2020 DISBURSEMENT

Distribution of Revenue Allocation to State Governments and Local Governments by FAAC for the month of October, 2020 Shared in November, 2020




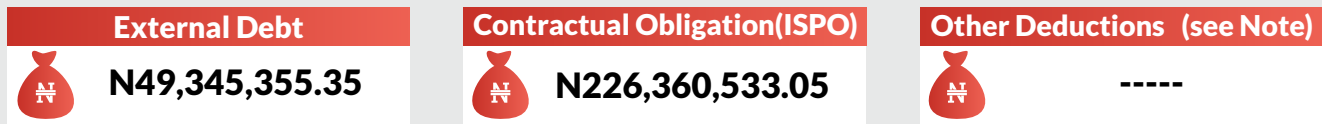
## NASARAWA STATE

 **13**  
No. of LGCs


### BENEFICIARIES



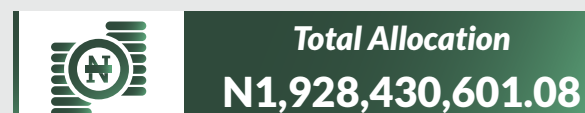
### DEDUCTIONS



### LGAs
















Dist. of N72Bn FGN Intervention =N231,198,776.50  
Dist. of N20Bn Stabilisation Acct. =N73,818,255.59  
Dist. of N7.392Bn FOREX Equal. =N23,739,027.11  
Dist. of N1.001Bn Exc. Bank Chrg. =N3,695,828.83





*Total Allocation*


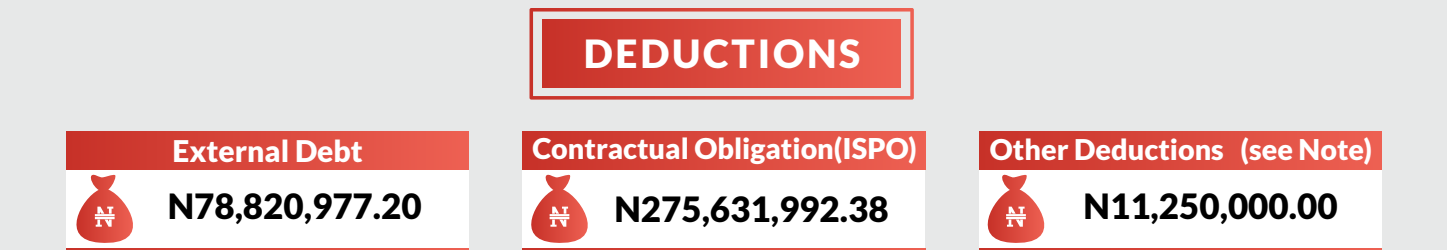
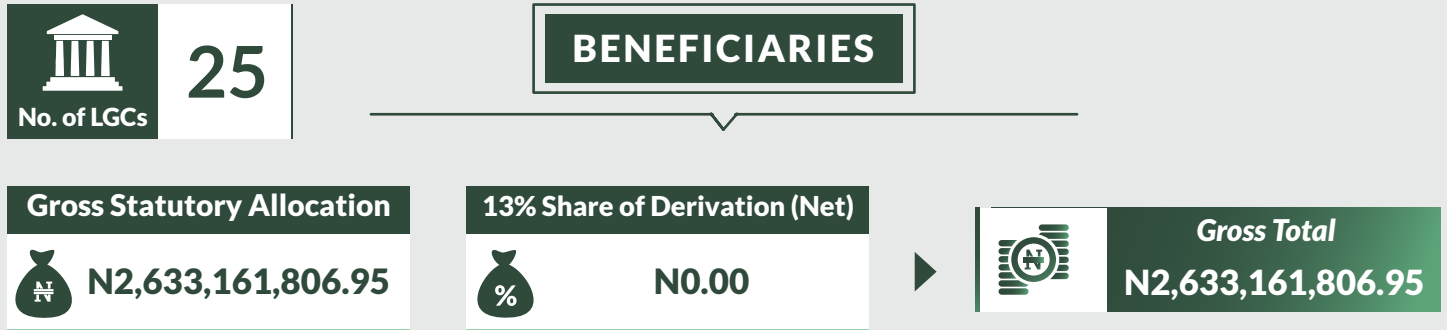
<b>AKWANGA</b>	▶		<b>N129,579,685.59</b>
<b>AWE</b>	▶		<b>N142,097,575.92</b>
<b>DOMA</b>	▶		<b>N147,151,370.09</b>
<b>KARU</b>	▶		<b>N173,517,954.12</b>
<b>KEANA</b>	▶		<b>N123,824,177.58</b>
<b>KEFFI</b>	▶		<b>N119,262,766.85</b>
<b>KOKONA</b>	▶		<b>N133,679,470.38</b>
<b>LAFIA</b>	▶		<b>N211,595,076.43</b>
<b>NASARAWA</b>	▶		<b>N187,308,685.57</b>
<b>NASARAWA EGGON</b>	▶		<b>N148,463,214.40</b>
<b>OBI</b>	▶		<b>N143,528,474.09</b>
<b>TOTO</b>	▶		<b>N147,756,860.09</b>
<b>WAMBA</b>	▶		<b>N120,665,289.97</b>

# FEDERATION ACCOUNT ALLOCATION COMMITTEE (FAAC) NOVEMBER 2020 DISBURSEMENT


Distribution of Revenue Allocation to State Governments and Local Governments by FAAC for the month of October, 2020 Shared in November, 2020



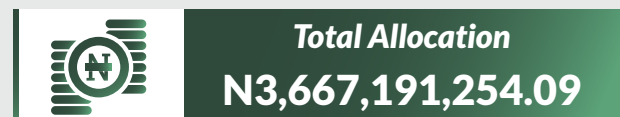
## NIGER STATE



### LGAs



Dist. of N72Bn FGN Intervention =N427,931,101.29  
 Dist. of N20Bn Stabilisation Acct. =N136,631,896.96  
 Dist. of N7.392Bn FOREX Equal. =N43,939,108.01  
 Dist. of N1.001Bn Exc. Bank Chrg. =N6,840,694.07





## Total Allocation

AGAIE	▶		N136,660,013.21
AGWARA	▶		N115,430,659.12
BIDA	▶		N139,809,980.32
BORGU	▶		N201,970,519.06
BOSSO	▶		N133,891,919.92
EDATI	▶		N140,301,716.65
GBAKO	▶		N131,898,291.14
GURARA	▶		N118,170,467.78
KATCHA	▶		N127,897,726.11
KONTAGORA	▶		N140,165,395.97
LAPAI	▶		N134,043,348.85
LAVUN	▶		N159,602,604.11
MAGAMA	▶		N160,013,037.49
MARIGA	▶		N174,674,497.42
MASHEGU	▶		N200,369,708.68
MINNA	▶		N140,696,034.84
MOKWA	▶		N180,622,197.55
MUYA	▶		N123,669,107.03

*Total Allocation*

PAIKORO	▶		N142,443,609.02
RAFI	▶		N160,894,067.31
RIJAU	▶		N153,090,297.74
SHIRORO	▶		N179,389,609.25
SULEJA	▶		N141,001,653.39
TAFA	▶		N110,654,481.46
WUSHISHI	▶		N119,830,310.68

# FEDERATION ACCOUNT ALLOCATION COMMITTEE (FAAC) NOVEMBER 2020 DISBURSEMENT

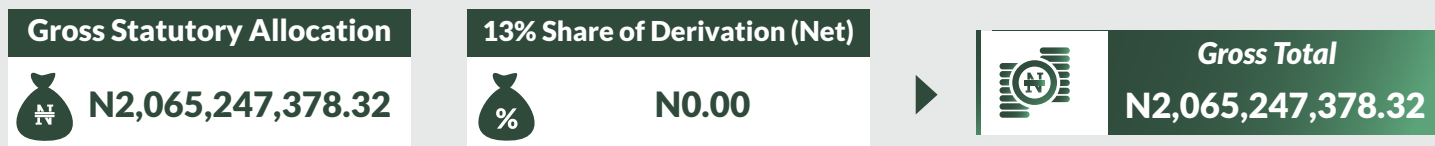
Distribution of Revenue Allocation to State Governments and Local Governments by FAAC for the month of October, 2020 Shared in November, 2020




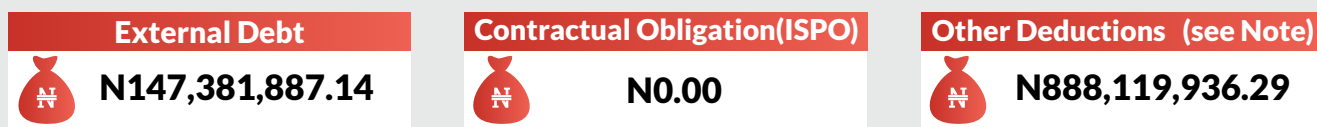
## OGUN STATE

 **20**  
No. of LGCs


### BENEFICIARIES



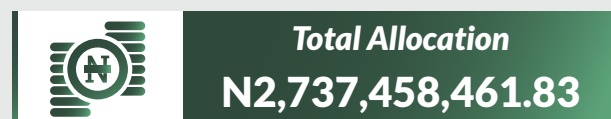
### DEDUCTIONS



### LGAs




Dist. of N72Bn FGN Intervention =N305,284,500.42  
Dist. of N20Bn Stabilisation Acct. =N97,472,701.28  
Dist. of N7.392Bn FOREX Equal. =N31,346,000.79  
Dist. of N1.001Bn Exc. Bank Chrg. =N4,880,126.42







## Total Allocation

ABEOKUTA NORTH	▶		N141,183,569.12
ABEOKUTA SOUTH	▶		N148,795,654.34
ADO-ODO/OTA	▶		N229,620,455.40
EGBADO NORTH	▶		N143,871,970.71
EGBADO SOUTH	▶		N131,698,330.71
EWEKORO	▶		N98,883,902.42
REMO NORTH	▶		N97,433,383.21
IFO	▶		N226,313,854.44
IJEBU EAST	▶		N125,596,366.62
IJEBU NORTH	▶		N164,471,713.62
IJEBU ODE	▶		N126,061,891.34
IKENNE	▶		N114,174,791.04
IJEBU NORTH EAST	▶		N101,600,941.42
IMEKO-AFON	▶		N113,964,787.60
IPOKIA	▶		N124,018,262.36
OBAFEMI/OWODE	▶		N149,880,988.03
ODEDAH	▶		N121,996,287.94
ODOGBOLU	▶		N117,149,052.65



*Total Allocation*

OGUN WATER SIDE	▶		<b>N108,138,406.73</b>
SHAGAMU	▶		<b>N152,603,852.12</b>

# FEDERATION ACCOUNT ALLOCATION COMMITTEE (FAAC) NOVEMBER 2020 DISBURSEMENT

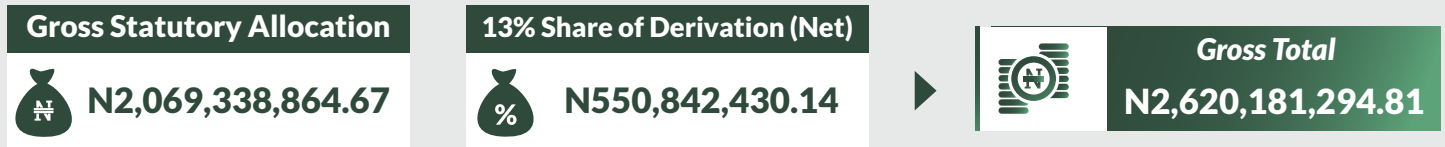
Distribution of Revenue Allocation to State Governments and Local Governments by FAAC for the month of October, 2020 Shared in November, 2020




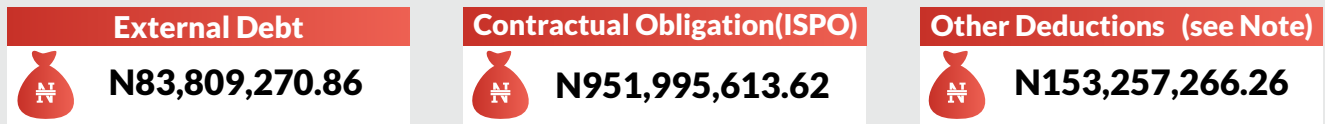
## ONDO STATE

**18**  
No. of LGCs


### BENEFICIARIES



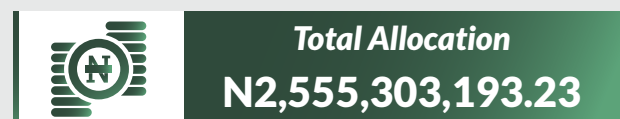
### DEDUCTIONS



### LGAs



Dist. of N72Bn FGN Intervention =N291,566,008.50  
Dist. of N20Bn Stabilisation Acct. =N93,092,595.31  
Dist. of N7.392Bn FOREX Equal. =N29,937,413.53  
Dist. of N1.001Bn Exc. Bank Chrg. =N4,660,829.42





## Total Allocation

AKOKO NORTH EAST	▶		N140,423,921.14
AKOKO NORTH WEST	▶		N149,867,522.99
AKOKO SOUTH WEST	▶		N153,255,327.19
AKOKO SOUTH EAST	▶		N111,150,370.39
AKURE NORTH	▶		N119,492,911.62
AKURE SOUTH	▶		N186,098,679.98
IDANRE	▶		N126,482,572.01
IFEDORE	▶		N131,367,877.01
IKALE/OKITIPUPA	▶		N155,749,847.62
ILAJE WEST	▶		N170,565,407.28
ILAJE/ESE-EDO	▶		N129,312,338.44
ILEOLUJI/OKEIGBO	▶		N134,236,677.59
ODE IRELE	▶		N124,811,642.64
ODIGBO	▶		N155,330,775.22
ONDO EAST	▶		N102,997,849.62
ONDO WEST	▶		N171,153,457.51
OSE	▶		N134,451,015.21
OWO	▶		N158,554,999.79

# FEDERATION ACCOUNT ALLOCATION COMMITTEE (FAAC) NOVEMBER 2020 DISBURSEMENT

Distribution of Revenue Allocation to State Governments and Local Governments by FAAC for the month of October, 2020 Shared in November, 2020




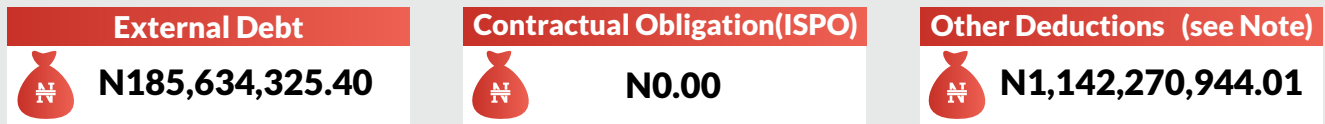
## OSUN STATE

 **30**  
No. of LGCs


### BENEFICIARIES



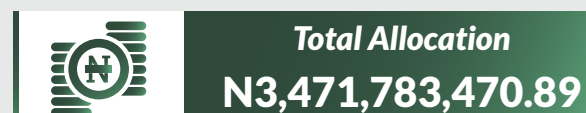
### DEDUCTIONS



### LGAs





Dist. of N72Bn FGN Intervention =N394,933,530.24  
Dist. of N20Bn Stabilisation Acct. =N126,096,274.02  
Dist. of N7.392Bn FOREX Equal. =N40,550,983.54  
Dist. of N1.001Bn Exc. Bank Chrg. =N6,313,211.29















## Total Allocation

ATAKUMOSA EAST	▶		<b>N101,531,558.07</b>
ATAKUMOSA WEST	▶		<b>N101,073,760.33</b>
AYEDADE	▶		<b>N126,622,893.32</b>
AYEDIRE	▶		<b>N109,264,408.83</b>
BOLAWADURO	▶		<b>N104,406,905.64</b>
BORIPE	▶		<b>N121,259,113.23</b>
EDE NORTH	▶		<b>N102,030,337.22</b>
EDE SOUTH	▶		<b>N104,203,337.08</b>
EGBEDORE	▶		<b>N102,794,373.48</b>
EJIGBO	▶		<b>N118,177,641.26</b>
IFE CENTRAL	▶		<b>N126,293,659.83</b>
IFE EAST	▶		<b>N142,323,951.77</b>
IFE NORTH	▶		<b>N132,144,206.50</b>
IFE SOUTH	▶		<b>N117,930,155.53</b>
IFEDAYO	▶		<b>N90,933,605.25</b>
IFELODUN	▶		<b>N115,604,088.42</b>
ILA	▶		<b>N102,287,578.84</b>
ILESA EAST	▶		<b>N109,464,101.68</b>



## Total Allocation

ILESHA WEST	▶		<b>N113,950,381.32</b>
IREPODUN	▶		<b>N114,483,263.69</b>
IREWOLE	▶		<b>N123,454,647.25</b>
ISOKAN	▶		<b>N111,545,216.53</b>
IWO	▶		<b>N138,160,744.70</b>
OBOKUN	▶		<b>N114,336,974.19</b>
ODO OTIN	▶		<b>N142,441,446.83</b>
OLA-OLUWA	▶		<b>N102,601,773.66</b>
OLORUNDA	▶		<b>N123,272,536.71</b>
ORIADE	▶		<b>N125,052,141.74</b>
OROLU	▶		<b>N110,164,906.22</b>
OSOGBO	▶		<b>N123,973,761.78</b>

# FEDERATION ACCOUNT ALLOCATION COMMITTEE (FAAC) NOVEMBER 2020 DISBURSEMENT

Distribution of Revenue Allocation to State Governments and Local Governments by FAAC for the month of October, 2020 Shared in November, 2020




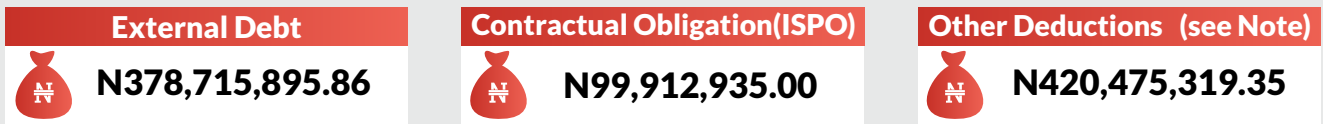
## OYO STATE

 **33**  
No. of LGCs


### BENEFICIARIES



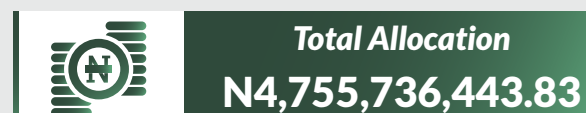
### DEDUCTIONS



### LGAs






Dist. of N72Bn FGN Intervention =N498,177,833.97  
Dist. of N20Bn Stabilisation Acct. =N159,060,611.10  
Dist. of N7.392Bn FOREX Equal. =N51,151,901.77  
Dist. of N1.001Bn Exc. Bank Chrg. =N7,963,623.46







## Total Allocation

AFIJO	▶		N131,567,024.70
AKINYELE	▶		N152,620,057.23
ATIBA	▶		N148,545,891.04
ATIGBO	▶		N150,640,164.22
EGBEDA	▶		N167,305,148.06
IBADAN NORTH	▶		N172,616,814.87
IBADAN NORTH EAST	▶		N184,301,739.21
IBADAN NORTH WEST	▶		N135,967,666.20
IBADAN SOUTH EAST	▶		N162,964,484.38
IBADAN SOUTH WEST	▶		N169,497,824.32
IBARAPA CENTRAL	▶		N122,338,645.90
IBARAPA NORTH	▶		N125,680,976.36
IDDO	▶		N124,191,475.37
SAKI WEST	▶		N180,203,117.89
IBARAPA EAST (IFELOJU)	▶		N126,583,496.47
IREPO	▶		N131,147,232.30
ISEYIN	▶		N170,254,537.56
ITESIWAJU	▶		N143,218,011.96



## Total Allocation

IWAJOWA	▶		<b>N132,718,310.18</b>
IYAMAPO/OLORUNSOGO	▶		<b>N121,896,712.43</b>
KAJOLA	▶		<b>N151,981,616.69</b>
LAGEMU	▶		<b>N139,720,464.57</b>
OGBOMOSHO NORTH	▶		<b>N147,556,399.85</b>
OGBOMOSHO SOUTH	▶		<b>N124,727,700.42</b>
OGO-OLUWA	▶		<b>N114,417,809.20</b>
OLUYOLE	▶		<b>N151,698,840.49</b>
ONA-ARA	▶		<b>N166,364,832.58</b>
ORELOPE	▶		<b>N126,079,963.81</b>
ORI IRE	▶		<b>N147,466,344.04</b>
OYO EAST	▶		<b>N129,108,521.41</b>
OYO WEST	▶		<b>N130,580,358.97</b>
SAKI EAST	▶		<b>N127,862,242.54</b>
IFEDAPO	▶		<b>N143,912,018.65</b>

# FEDERATION ACCOUNT ALLOCATION COMMITTEE (FAAC) NOVEMBER 2020 DISBURSEMENT

Distribution of Revenue Allocation to State Governments and Local Governments by FAAC for the month of October, 2020 Shared in November, 2020




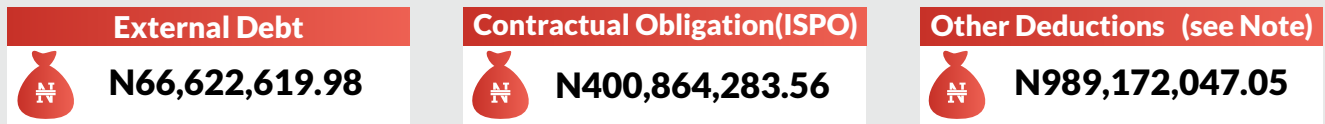
## PLATEAU STATE

 **17**  
No. of LGCs


### BENEFICIARIES



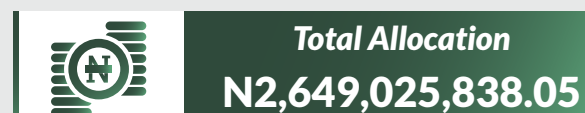
### DEDUCTIONS



### LGAs



Dist. of N72Bn FGN Intervention =N312,290,753.07  
Dist. of N20Bn Stabilisation Acct. =N99,709,691.27  
Dist. of N7.392Bn FOREX Equal. =N32,065,388.77  
Dist. of N1.001Bn Exc. Bank Chrg. =N4,992,124.89





*Total Allocation*

BARKIN LADI	▶		<b>N153,759,839.72</b>
BASSA	▶		<b>N155,814,636.24</b>
BOKKOS	▶		<b>N154,554,835.89</b>
JOS EAST	▶		<b>N117,847,431.99</b>
JOS NORTH	▶		<b>N214,684,477.34</b>
JOS SOUTH	▶		<b>N182,713,679.43</b>
KANAM	▶		<b>N153,767,228.38</b>
KANKE	▶		<b>N135,970,497.03</b>
LANGTANG NORTH	▶		<b>N140,358,536.47</b>
LANGTANG SOUTH	▶		<b>N131,805,527.91</b>
MANGU	▶		<b>N187,385,622.38</b>
MIKANG	▶		<b>N123,897,505.96</b>
PANKSHIN	▶		<b>N164,011,185.69</b>
QUAN-PAN	▶		<b>N164,290,578.73</b>
RIYOM	▶		<b>N131,988,442.39</b>
SHENDAM	▶		<b>N166,148,840.95</b>
WASE	▶		<b>N170,026,971.54</b>

# FEDERATION ACCOUNT ALLOCATION COMMITTEE (FAAC) NOVEMBER 2020 DISBURSEMENT

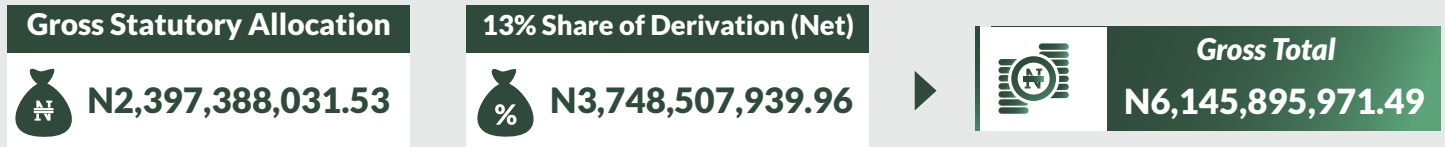
Distribution of Revenue Allocation to State Governments and Local Governments by FAAC for the month of October, 2020 Shared in November, 2020




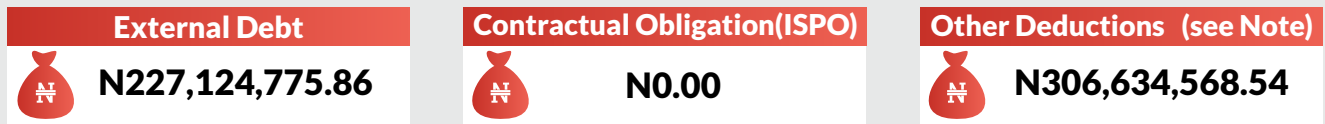
## RIVERS STATE

 **23**  
No. of LGCs

### BENEFICIARIES



### DEDUCTIONS



### LGAs

**Gross Statutory Allocation** ₦1,949,600,292.54

**Deduction** ₦(152,422,918.43)







**Value Added Tax** ₦1,381,798,322.68

Dist. of N72Bn FGN Intervention =₦387,101,700.86  
Dist. of N20Bn Stabilisation Acct. =₦123,595,689.93  
Dist. of N7.392Bn FOREX Equal. =₦39,746,826.99  
Dist. of N1.001Bn Exc. Bank Chrg. =₦6,188,015.55

**Total Allocation**  
₦3,735,607,930.12



## Total Allocation

AHOADA	▶		N138,338,113.84
AHOADA WEST	▶		N168,096,903.98
AKUKUTORU	▶		N150,988,699.75
ANDONI	▶		N162,836,604.75
ASARITORU	▶		N155,698,839.93
BONNY	▶		N155,263,313.47
DEGEMA	▶		N166,903,102.68
ELEME	▶		N158,236,080.76
EMOHUA	▶		N154,228,969.74
ETCHE	▶		N176,183,481.19
GONAKA	▶		N161,168,529.76
IKWERRE	▶		N153,108,935.00
KHANA	▶		N181,570,931.41
OBIO/AKPOR	▶		N224,033,766.67
OBUA/ODUAL	▶		N179,198,542.66
OGBA/EGBEMA/NDONI	▶		N180,385,331.11
OGU/BOLO	▶		N123,809,556.41
OKRIKA	▶		N156,092,862.82




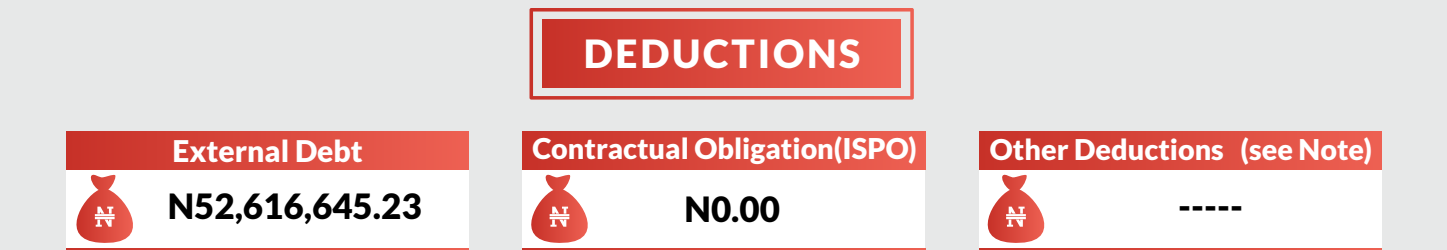
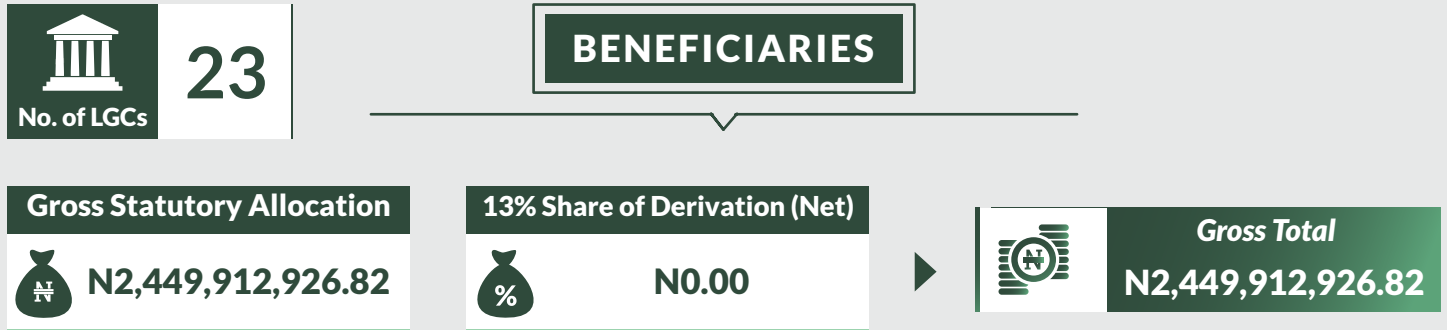
*Total Allocation*

OMUMMA	▶		<b>N124,008,693.77</b>
OPOBO/NKORO	▶		<b>N135,184,627.94</b>
OYIGBO	▶		<b>N135,538,051.73</b>
PORT HARCOURT	▶		<b>N250,584,077.77</b>
TAI	▶		<b>N144,149,912.99</b>


# FEDERATION ACCOUNT ALLOCATION COMMITTEE (FAAC) NOVEMBER 2020 DISBURSEMENT

Distribution of Revenue Allocation to State Governments and Local Governments by FAAC for the month of October, 2020 Shared in November, 2020

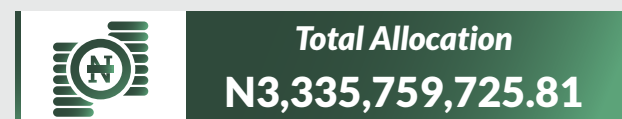
## SOKOTO STATE



### LGAs




Dist. of N72Bn FGN Intervention =N389,871,326.79  
Dist. of N20Bn Stabilisation Acct. =N124,479,989.40  
Dist. of N7.392Bn FOREX Equal. =N40,031,206.63  
Dist. of N1.001Bn Exc. Bank Chrg. =N6,232,289.42







*Total Allocation*

<b>BINJI</b>	▶		<b>N124,247,142.89</b>
<b>BODINGA</b>	▶		<b>N143,442,601.36</b>
<b>DANGE-SHUNI</b>	▶		<b>N153,430,781.32</b>
<b>GADA</b>	▶		<b>N168,046,815.84</b>
<b>GORONYO</b>	▶		<b>N154,812,402.14</b>
<b>GUDU</b>	▶		<b>N136,115,400.62</b>
<b>GWADABAWA</b>	▶		<b>N163,247,200.64</b>
<b>ILLELA</b>	▶		<b>N138,256,047.83</b>
<b>ISA</b>	▶		<b>N151,572,670.81</b>
<b>KEBBE</b>	▶		<b>N138,259,334.77</b>
<b>KWARE</b>	▶		<b>N131,357,848.31</b>
<b>RABAH</b>	▶		<b>N151,469,303.06</b>
<b>SABON BIRNI</b>	▶		<b>N162,391,262.73</b>
<b>SHAGARI</b>	▶		<b>N145,707,842.88</b>
<b>SILAME</b>	▶		<b>N129,531,389.65</b>
<b>SOKOTO NORTH</b>	▶		<b>N151,902,154.43</b>
<b>SOKOTO SOUTH</b>	▶		<b>N147,664,925.40</b>
<b>TAMBUWAL</b>	▶		<b>N163,405,736.66</b>



*Total Allocation*

<b>TANGAZA</b>	▶		<b>N144,049,423.77</b>
<b>TURETA</b>	▶		<b>N129,877,415.73</b>
<b>WAMAKKO</b>	▶		<b>N142,861,468.76</b>
<b>WURNO</b>	▶		<b>N137,326,034.33</b>
<b>YABO</b>	▶		<b>N126,784,521.89</b>

# FEDERATION ACCOUNT ALLOCATION COMMITTEE (FAAC) NOVEMBER 2020 DISBURSEMENT

Distribution of Revenue Allocation to State Governments and Local Governments by FAAC for the month of October, 2020 Shared in November, 2020




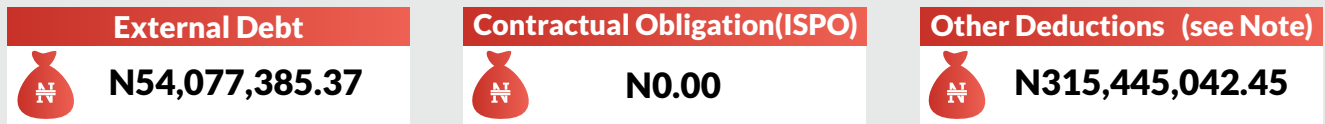
## TARABA STATE

 **16**  
No. of LGCs


### BENEFICIARIES



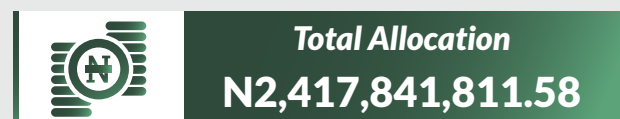
### DEDUCTIONS



### LGAs



Dist. of N72Bn FGN Intervention =N292,209,863.77  
Dist. of N20Bn Stabilisation Acct. =N93,298,168.51  
Dist. of N7.392Bn FOREX Equal. =N30,003,523.30  
Dist. of N1.001Bn Exc. Bank Chrg. =N4,671,121.77





*Total Allocation*

ARDO KOLA	▶		<b>N122,678,028.25</b>
BALI	▶		<b>N200,883,354.78</b>
DONGA	▶		<b>N143,463,790.22</b>
GASHAKA	▶		<b>N160,997,325.09</b>
GASSOL	▶		<b>N185,537,046.73</b>
IBI	▶		<b>N127,190,422.94</b>
JALINGO	▶		<b>N128,311,116.36</b>
KARIM LAMIDU	▶		<b>N186,138,820.47</b>
KURMI	▶		<b>N134,093,926.17</b>
LAU	▶		<b>N126,422,720.74</b>
SARDAUNA	▶		<b>N185,808,455.48</b>
TAKUM	▶		<b>N147,549,792.59</b>
USSA	▶		<b>N129,295,355.69</b>
WUKARI	▶		<b>N183,592,114.15</b>
YORRO	▶		<b>N122,271,652.99</b>
ZING	▶		<b>N133,607,888.94</b>

# FEDERATION ACCOUNT ALLOCATION COMMITTEE (FAAC) NOVEMBER 2020 DISBURSEMENT

Distribution of Revenue Allocation to State Governments and Local Governments by FAAC for the month of October, 2020 Shared in November, 2020




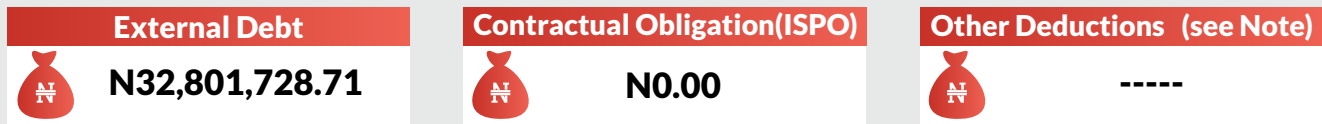
## YOBE STATE

 **17**  
No. of LGCs

### BENEFICIARIES



### DEDUCTIONS




### LGAs

**Gross Statutory Allocation**  **N1,479,652,031.13**

**Deduction**  **N(112,660,417.97)**

**Value Added Tax**  **N678,643,834.45**

**Dist. of N72Bn FGN Intervention =N293,791,409.51**  
**Dist. of N20Bn Stabilisation Acct. =N93,803,132.03**  
**Dist. of N7.392Bn FOREX Equal. =N30,165,913.24**  
**Dist. of N1.001Bn Exc. Bank Chrg. =N4,696,403.57**

 **Total Allocation**  
**N2,468,092,305.97**




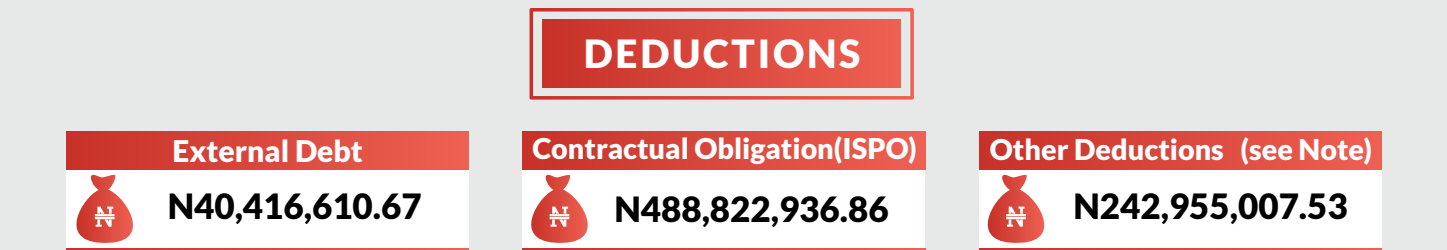
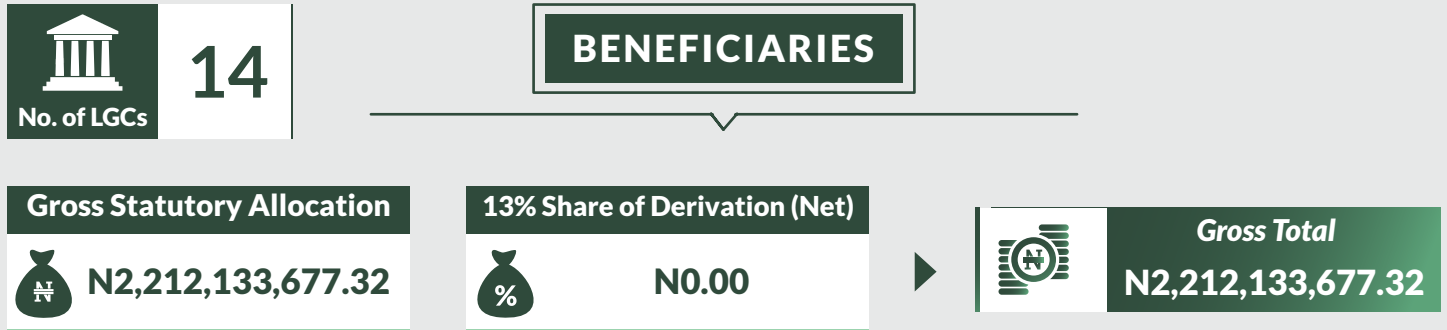
*Total Allocation*

BADE	▶		<b>N139,178,547.58</b>
BURSARI	▶		<b>N147,730,766.91</b>
DAMATURU	▶		<b>N126,854,278.15</b>
FIKA	▶		<b>N142,872,459.68</b>
FUNE	▶		<b>N201,431,729.22</b>
GEIDAM	▶		<b>N162,460,302.34</b>
GUJBA	▶		<b>N149,958,253.69</b>
GULAMI	▶		<b>N132,231,389.74</b>
JAKUSKO	▶		<b>N175,785,316.84</b>
KARASUWA	▶		<b>N125,420,791.99</b>
MACHINA	▶		<b>N117,422,618.20</b>
NANGERE	▶		<b>N126,282,956.13</b>
NGURU	▶		<b>N140,348,650.74</b>
POTISKUM	▶		<b>N155,844,850.71</b>
TARMUA	▶		<b>N136,049,961.54</b>
YUNUSARI	▶		<b>N144,893,439.52</b>
YUSUFARI	▶		<b>N143,325,993.00</b>


# FEDERATION ACCOUNT ALLOCATION COMMITTEE (FAAC) NOVEMBER 2020 DISBURSEMENT

Distribution of Revenue Allocation to State Governments and Local Governments by FAAC for the month of October, 2020 Shared in November, 2020

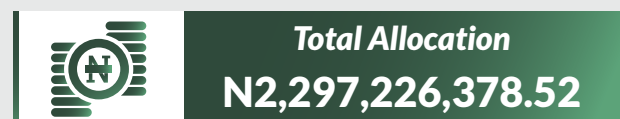
## ZAMFARA STATE



### LGAs













Dist. of N72Bn FGN Intervention =N265,460,177.90  
Dist. of N20Bn Stabilisation Acct. =N84,757,400.35  
Dist. of N7.392Bn FOREX Equal. =N27,256,919.15  
Dist. of N1.001Bn Exc. Bank Chrg. =N4,243,514.58





*Total Allocation*

ANKA	▶		<b>N139,020,840.90</b>
BAKURA	▶		<b>N139,602,321.60</b>
BUKKUYUM	▶		<b>N160,220,270.59</b>
BUNGUDU	▶		<b>N176,828,229.02</b>
GUMMI	▶		<b>N154,843,471.39</b>
GUSAU	▶		<b>N215,681,473.29</b>
KAURA NAMODA	▶		<b>N167,950,212.98</b>
KIYAWA	▶		<b>N147,540,524.03</b>
MARADUN	▶		<b>N159,378,425.53</b>
MARU	▶		<b>N204,917,259.69</b>
SHINKAFI	▶		<b>N131,640,333.62</b>
TALATA MAFARA	▶		<b>N153,986,501.47</b>
TSAFE	▶		<b>N165,263,346.78</b>
ZURMI	▶		<b>N180,353,167.63</b>



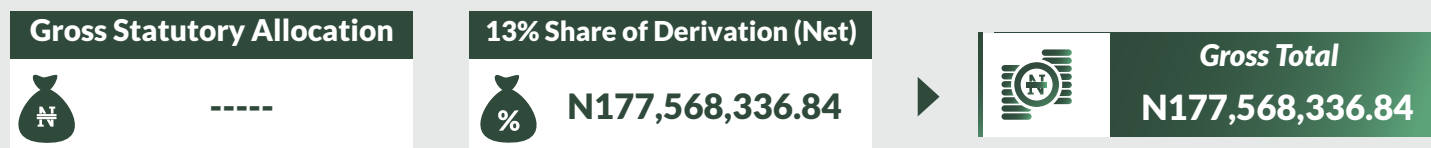
# FEDERATION ACCOUNT ALLOCATION COMMITTEE (FAAC) NOVEMBER 2020 DISBURSEMENT

Distribution of Revenue Allocation to State Governments and Local Governments by FAAC for the month of October, 2020 Shared in November, 2020




## SUKO DERIVATION

### BENEFICIARIES



### DEDUCTIONS



# APPENDIX

## Federal Ministry of Finance, Abuja

### Summary of Gross Revenue Allocation by Federation Account Allocation Committee for the Month of October, 2020 Shared in November, 2020

S/n	Beneficiaries	Statutory	Distribution of ₦72 Billion Being FGN Intervention Fund	Distribution of ₦20 Billion from Stabilisation Account	Distribution of ₦7.392 from FOREX Equalisation	Distribution of ₦1.001 Billion being Excess Bank Charges Recovered	VAT	Total
		₦	₦	₦	₦	₦	₦	₦
1	FGN (see Table II)	166,195,024,226.33	32,998,752,000.00	10,536,000,000.00	3,388,245,734.10	527,501,662.20	17,641,630,798.64	231,287,154,421.27
2	State (see Table III)	84,296,337,268.93	16,737,408,000.00	5,344,000,000.00	1,718,563,515.85	267,555,892.44	58,805,435,995.48	167,169,300,672.71
3	LGCs (see Table IV)	64,988,942,654.94	12,903,840,000.00	4,120,000,000.00	1,324,940,435.13	206,274,378.16	41,163,805,196.84	124,707,802,665.06
4	13% Derivation Fund	21,581,260,419.98	9,360,000,000.00	-	961,066,044.90	-	-	31,902,326,464.88
5	Cost of Collection - NCS	4,647,505,726.96	-	-	-	-	544,163,707.89	5,191,669,434.85
6	Cost of Collections - FIRS	5,656,390,825.44	-	-	-	-	4,514,368,420.75	10,170,759,246.19
7	Cost of Collections - DPR	3,870,618,920.89	-	-	-	-	-	3,870,618,920.89
8	FIRS Refund	100,000,000.00	-	-	-	-	-	100,000,000.00
9	Police Trust Fund	1,890,742,981.42	-	-	-	-	-	1,890,742,981.42
10	North East Development Commission	-	-	-	-	-	3,793,899,096.48	3,793,899,096.48
11	13% Derivation Refund to Oil Producing States	23,920,441,326.36	-	-	-	-	-	23,920,441,326.36
	<b>Total</b>	<b>377,147,264,351.25</b>	<b>72,000,000,000.00</b>	<b>20,000,000,000.00</b>	<b>7,392,815,729.98</b>	<b>1,001,331,932.80</b>	<b>126,463,303,216.08</b>	<b>604,004,715,230.11</b>

Table II

### Distribution of Revenue Allocation to FGN by Federation Account Allocation Committee for the Month of October, 2020 Shared in November, 2020

S/n	Beneficiaries	Gross Statutory Allocation	Less Deduction	Net Statutory Allocation	Distribution of ₦72 Billion Being FGN Intervention Fund	Distribution of ₦20 Billion from Stabilisation Account	Distribution of ₦7.392 from FOREX Equalisation	Distribution of ₦1.001 Billion being Excess Bank Charges Recovered	VAT	Total
		₦	₦	₦	₦	₦	₦	₦	₦	₦
1	FGN (CRF Account)	153,007,947,512.85	54,952,095,630.66	98,055,851,882.19	30,380,400,000.00	9,700,000,000.00	3,119,398,597.27	485,645,987.41	16,465,522,078.73	158,206,818,545.60
2	Share of Derivation & Ecology	3,154,803,041.50	-	3,154,803,041.50	626,400,000.00	200,000,000.00	64,317,496.85	10,013,319.33	-	4,055,533,857.68
3	Stabilization	1,577,401,520.75	-	1,577,401,520.75	313,200,000.00	100,000,000.00	32,158,748.43	5,006,659.66	-	2,027,766,928.84
4	Development of Natural Resources	5,300,069,109.72	-	5,300,069,109.72	1,052,352,000.00	336,000,000.00	108,053,394.71	16,822,376.47	-	6,813,296,880.90
5	FCT-Abuja	3,154,803,041.50	56,529,997.31	3,098,273,044.19	626,400,000.00	200,000,000.00	64,317,496.85	10,013,319.33	1,176,108,719.91	5,175,112,580.28
	<b>Sub-total</b>	<b>166,195,024,226.33</b>	<b>55,008,625,627.97</b>	<b>111,186,398,598.35</b>	<b>32,998,752,000.00</b>	<b>10,536,000,000.00</b>	<b>3,388,245,734.11</b>	<b>527,501,662.20</b>	<b>17,641,630,798.64</b>	<b>176,278,528,793.31</b>

Source: Office of the Accountant-General of the Federation

The above information is also available on the Federal Ministry of Finance website [www.fmf.gov.ng](http://www.fmf.gov.ng) and Office of Accountant-General of the Federation website [www.oagf.gov.ng](http://www.oagf.gov.ng). In addition, you would find on these websites details of the Capital and Recurrent allocations to all arms of Government including Federal Ministries and Agencies. The Budget Office website [www.budgetoffice.gov.ng](http://www.budgetoffice.gov.ng) also contains information about the Budget.

.....  
**Dr. (Mrs) Zainab S. Ahmed**  
 Hon. Minister of Finance,  
 Budget & National Planning  
 Abuja, Nigeria.

Table III

**Distribution of Revenue Allocation to State Governments by Federation Account Allocation Committee for the month of October, 2020 Shared in November, 2020**

S/n	Beneficiaries	No. of LGCs	Gross Statutory Allocation	13% Share of Derivation (Net)	Gross Total	Deductions			Net Statutory Allocation	Distribution of ₦ 72 Billion Being FGX Intervention for the Month	Distribution of ₦ 20 Billion From Stabilisation Account	Distribution of ₦ 7.392 Billion Being FOREX Equalisation	Distribution of ₦ 1.001 Billion Being Excess Bank Charges Received	Gross VAT Allocation	Deduction	Net VAT Allocation	Total Gross Amount	Total Net Amount
						External Debt	Contractual Obligation (ISPO)	Other Deductions (see Note)										
			₦	₦	₦	₦	₦	₦	₦	₦	₦	₦	₦	₦	₦	₦	₦	₦
1	ABIA	17	2,081,557,717.08	269,136,638.06	2,350,694,355.14	83,360,132.79	0.00	390,280,209.28	1,877,054,013.07	546,283,690.54	131,961,183.61	56,091,314.73	6,606,847.35	1,179,055,437.27	-	1,179,055,437.27	4,270,692,828.64	3,797,052,486.57
2	ADAMAWA	21	2,214,419,453.02	-	2,214,419,453.02	85,812,700.03	0.00	154,205,582.49	1,974,401,170.50	439,682,708.28	140,384,006.47	45,145,739.47	7,028,549.43	1,244,364,063.04	-	1,244,364,063.04	4,091,024,519.71	3,851,006,237.19
3	AKWA IBOM	31	2,234,977,878.97	5,040,204,305.04	7,275,202,184.01	62,733,753.58	0.00	951,741,322.76	6,260,727,107.67	2,771,682,067.82	141,688,584.01	284,590,760.97	7,093,865.18	1,358,339,236.25	-	1,358,339,236.25	11,838,596,698.24	10,824,121,621.90
4	ANAMBRA	21	2,210,270,998.88	-	2,210,270,998.88	73,754,414.95	0.00	107,068,095.66	2,029,448,488.27	438,859,014.49	140,121,013.57	45,061,164.24	7,015,382.27	1,402,502,829.09	-	1,402,502,829.09	4,243,830,402.53	4,063,007,891.92
5	BAUCHI	20	2,659,030,064.41	-	2,659,030,064.41	186,654,757.23	201,255,000.00	576,552,782.79	1,694,567,524.39	527,962,097.93	168,570,273.92	54,210,090.31	8,439,739.91	1,418,918,465.59	-	1,418,918,465.59	4,837,130,732.08	3,872,668,192.06
6	BAYELSA	8	1,966,926,465.58	3,596,646,369.37	5,563,572,834.95	47,710,918.87	0.00	1,904,790,497.90	3,611,071,418.18	1,751,693,394.38	124,694,089.60	179,860,267.78	6,243,008.69	1,083,979,115.13	-	1,083,979,115.13	8,710,042,810.51	6,757,541,329.74
7	BENUE	23	2,493,012,575.82	-	2,493,012,575.82	34,289,463.48	103,855,987.23	666,354,312.05	1,688,512,813.06	494,998,596.41	158,045,528.87	50,825,464.03	7,912,801.74	1,364,391,025.05	-	1,364,391,025.05	4,569,185,991.91	3,764,686,229.15
8	BORNO	27	2,761,900,650.36	-	2,761,900,650.36	27,350,093.03	0.00	51,945,345.34	2,682,605,211.99	548,387,504.58	175,091,795.84	56,307,330.14	8,766,250.32	1,377,443,323.59	-	1,377,443,323.59	4,927,896,854.83	4,848,601,416.46
9	CROSS RIVER	18	2,235,379,038.56	-	2,235,379,038.56	311,339,035.91	633,134,951.92	628,860,867.27	662,044,183.46	443,844,326.04	141,712,747.78	45,573,046.05	7,095,074.98	1,197,983,781.78	-	1,197,983,781.78	4,071,588,015.19	2,498,253,160.09
10	DELTA	25	2,257,109,089.85	7,054,061,507.18	9,311,170,597.03	34,057,281.25	0.00	919,934,176.58	8,357,179,139.20	3,651,268,565.56	143,090,333.07	374,904,940.08	7,164,045.99	1,498,656,233.49	-	1,498,656,233.49	14,986,254,715.22	14,032,263,257.39
11	EBONYI	13	1,988,765,407.33	-	1,988,765,407.33	67,049,377.95	0.00	162,757,600.25	1,758,958,429.13	394,878,106.42	126,078,578.04	40,545,292.73	6,312,325.31	1,164,471,896.35	-	1,164,471,896.35	3,721,051,606.18	3,491,244,627.98
12	EDO	18	2,078,578,588.92	667,933,837.67	2,746,512,426.59	124,219,520.80	0.00	292,629,748.58	2,329,663,157.21	672,773,302.89	131,772,320.59	69,079,014.67	6,597,391.62	1,256,317,365.70	-	1,256,317,365.70	4,883,051,822.06	4,466,202,552.68
13	EKITI	16	1,987,643,158.60	-	1,987,643,158.60	158,310,049.10	102,458,000.01	298,866,980.99	1,427,987,128.50	394,655,279.00	126,007,432.63	40,522,413.26	6,308,763.30	1,140,156,749.71	-	1,140,156,749.71	3,695,293,796.50	3,135,637,766.40
14	ENUGU	17	2,235,571,966.87	-	2,235,571,966.87	114,318,091.94	0.00	78,644,312.34	2,042,609,562.59	443,882,632.81	141,724,978.55	45,576,979.31	7,095,687.33	1,283,509,121.44	-	1,283,509,121.44	4,157,361,366.30	3,964,398,962.02
15	GOMBE	11	2,093,858,670.63	-	2,093,858,670.63	80,476,969.38	533,792,423.91	-	1,479,589,277.34	415,744,835.42	132,741,007.48	42,687,846.65	6,645,890.48	1,154,959,466.31	-	1,154,959,466.31	3,846,637,716.96	3,232,368,323.67
16	IMO	27	2,311,252,272.68	476,359,055.71	2,787,611,328.40	81,264,805.76	0.00	524,675,772.15	2,181,670,750.49	683,508,760.22	146,522,761.79	70,181,309.92	7,335,896.01	1,321,199,981.93	-	1,321,199,981.93	5,016,360,038.26	4,410,419,460.35
17	JIGAWA	27	2,485,966,220.76	-	2,485,966,220.76	41,822,029.32	0.00	73,251,016.37	2,370,893,175.07	493,599,511.66	157,598,822.37	50,681,808.81	7,890,436.67	1,404,612,688.97	-	1,404,612,688.97	4,600,349,489.24	4,485,276,443.55
18	KADUNA	23	2,912,598,571.45	-	2,912,598,571.45	537,661,146.67	0.00	-	2,374,937,424.78	578,309,238.69	184,645,350.80	59,379,633.84	9,244,564.30	1,625,233,348.16	-	1,625,233,348.16	5,369,410,707.23	4,831,749,560.56
19	KANO	44	3,526,024,829.98	-	3,526,024,829.98	106,670,362.82	0.00	160,829,649.15	3,258,524,818.01	700,107,716.53	223,533,753.68	71,885,657.49	11,191,574.28	2,274,975,683.03	-	2,274,975,683.03	6,807,719,214.99	6,540,219,203.02
20	KATSINA	34	2,732,568,892.73	-	2,732,568,892.73	160,041,214.49	0.00	36,465,925.68	2,536,061,752.56	542,563,552.28	173,232,297.34	55,709,338.69	8,673,151.56	1,577,425,965.58	-	1,577,425,965.58	5,090,173,201.16	4,893,666,060.99
21	KEBBI	21	2,347,290,311.78	-	2,347,290,311.78	80,742,388.76	0.00	37,327,563.56	2,229,220,359.46	466,064,800.86	148,807,407.68	47,854,599.88	7,450,280.46	1,248,726,245.75	-	1,248,726,245.75	4,266,193,646.41	4,148,123,694.09
22	KOGI	21	2,456,904,332.01	-	2,456,904,332.01	52,572,229.93	117,593,824.10	238,271,156.39	2,048,467,121.59	487,829,146.01	155,756,432.32	50,089,319.22	7,798,194.47	1,240,270,569.49	-	1,240,270,569.49	4,398,647,993.52	3,990,210,783.10
23	KWARA	16	1,978,781,477.23	-	1,978,781,477.23	64,136,041.95	0.00	246,520,610.73	1,668,124,824.55	392,895,753.25	125,445,642.80	40,341,748.68	6,280,636.40	1,182,283,927.63	-	1,182,283,927.63	3,726,029,185.99	3,415,372,533.31
24	LAGOS	20	2,977,956,712.45	-	2,977,956,712.45	2,437,364,878.71	1,000,000,000.00	1,000,000,000.00	(1,459,408,166.26)	591,286,384.64	188,788,756.27	60,712,101.19	9,452,010.51	11,262,809,170.98	1,000,000,000.00	10,262,809,170.98	15,091,005,136.04	9,653,640,257.33
25	NASSARAWA	13	2,050,021,862.33	-	2,050,021,862.33	49,345,355.35	226,360,533.05	-	1,774,315,973.93	407,040,844.60	129,961,955.49	41,794,138.32	6,506,752.80	1,066,292,948.50	-	1,066,292,948.50	3,701,618,502.04	3,425,912,613.64
26	NIGER	25	2,633,161,806.95	-	2,633,161,806.95	78,820,977.20	275,631,992.38	1,125,000,000.00	2,267,458,837.37	522,825,841.80	166,930,345.40	53,682,709.82	8,357,634.27	1,398,706,608.46	-	1,398,706,608.46	4,783,664,946.71	4,417,961,977.13
27	OGUN	20	2,065,247,378.32	-	2,065,247,378.32	147,381,887.14	0.00	888,119,376.29	1,029,745,554.89	410,063,937.67	130,927,183.16	42,104,543.45	6,555,078.47	1,344,199,726.71	-	1,344,199,726.71	3,999,097,847.79	2,963,596,024.36
28	ONDO	18	2,069,338,864.67	550,842,430.14	2,620,181,294.81	83,809,270.86	951,995,613.62	153,257,266.26	1,431,119,144.07	644,815,365.64	131,186,564.58	68,261,909.62	6,568,064.81	1,262,345,218.92	-	1,262,345,218.92	4,753,358,418.38	3,564,296,267.64
29	OSUN	30	2,027,387,288.82	-	2,027,387,288.82	185,634,325.40	0.00	1,142,270,944.01	699,489,019.41	402,546,650.62	128,527,027.66	41,332,683.61	6,434,910.85	1,274,980,292.74	-	1,274,980,292.74	3,881,208,854.17	2,553,300,584.76
30	OYO	33	2,493,288,024.02	-	2,493,288,024.02	378,715,895.84	99,912,935.00	420,475,319.35	1,594,183,873.81	495,053,287.86	158,062,991.02	50,831,079.63	7,913,676.01	2,138,840,685.18	-	2,138,840,685.18	5,343,989,743.72	4,444,885,593.51
31	PLATEAU	27	2,321,333,313.89	-	2,321,333,313.89	66,622,619.98	400,864,283.56	989,172,047.05	864,674,363.31	460,910,924.93	147,161,853.43	47,325,410.22	7,367,893.16	1,233,225,402.48	-	1,233,225,402.48	4,217,324,798.10	2,760,665,847.52
32	RIVERS	13	2,397,388,031.53	3,748,507,939.96	6,145,895,971.49	227,124,775.86	0.00	306,634,568.54	5,612,136,627.09	2,042,541,296.88	151,983,372.65	209,724,047.62	7,609,290.21	1,981,446,240.33	-	1,981,446,240.33	10,539,200,219.20	10,005,440,874.80
33	SOKOTO	23	2,449,912,926.82	-	2,449,912,926.82	52,616,645.23	0.00	-	2,397,296,281.59	486,440,971.80	155,313,209.39	49,946,784.28	7,776,003.81	1,329,763,750.79	-	1,329,763,750.79	4,479,153,646.89	4,426,537,001.66
34	TARABA	16	2,141,326,257.65	-	2,141,326,257.65	54,077,385.37	0.00	315,445,042.45	1,771,803,829.83	425,169,733.31	135,750,234.13	43,655,576.28	6,796,522.22	1,115,397,656.05	-	1,115,397,656.05	3,868,096,009.64	3,498,573,581.82
35	YOBE	17	2,207,432,490.68	-	2,207,432,490.68	32,801,728.71	0.00	-	2,174,630,761.97	438,295,416.22	139,941,065.20	45,003,295.10	1,147,427,556.01	3,985,106,061.01	-	3,985,106,061.01	9,525,304,467.36	9,525,304,467.36
36	ZAMFARA	14	2,212,133,677.32	-	2,212,133,677.32	40,416,610.67	488,822,936.86	242,955,007.53	1,439,939,122.26	439,228,857.47	140,239,098.81	45,099,138.98	7,021,294.39	1,250,224,218.05	-	1,250,224,218.05	4,093,946,285.02	3,321,751,729.96
37	Suko Derivation			177,568,336.84	177,568,336.84	0.00	0.00	0.00	177,568,336.84	29,713,881.48	-	3,050,961.81	-	-	-	-	210,333,180.14	210,333,180.14
	<b>Total (States/LGCs)</b>		<b>84,296,337,268.93</b>	<b>21,581,260,419.98</b>	<b>105,877,597,688.92</b>	<b>6,451,100,136.33</b>	<b>5,135,678,481.64</b>	<b>13,971,553,659.79</b>	<b>80,319,265,411.16</b>	<b>26,097,407,999.99</b>	<b>5,344,000,000.00</b>	<b>2,679,629,560.75</b>	<b>267,555,892.44</b>	<b>58,805,435,995.48</b>	<b>1,000,000,000.00</b>	<b>57,805,435,995.48</b>	<b>199,071,627,137.58</b>	<b>172,513,294,859.83</b>

## Distribution of Revenue Allocation to Local Government Councils by Federation Account Allocation Committee for the Month of October, 2020 Shared in November, 2020

State	S/n	Gross Statutory Allocation	Deduction	Distribution of ₦72Billion Being FGN Intervention Fund	Distribution of ₦20Billion from Stabilisation	Distribution of ₦7.392 FOREX	Distribution of ₦1.001 Billion Being Excess Charges Recovered	Value Added Tax	Total Allocation
		₦	₦	₦	₦	₦	₦	₦	₦
ABIA	1	69,106,351.47	(6,627,083.41)	13,721,369.60	4,381,024.78	1,408,882.74	219,343.00	36,129,649.41	118,339,537.59
	2	115,294,944.89	(6,627,083.41)	22,892,317.69	7,309,169.12	2,350,537.31	365,945.22	64,040,808.65	205,626,639.48
	3	81,122,687.69	(6,627,083.41)	16,107,265.94	5,142,805.22	1,653,861.79	257,482.75	41,662,934.12	139,319,954.10
	4	82,655,232.69	(6,627,083.41)	16,411,559.48	5,239,961.52	1,685,106.04	262,347.04	43,595,498.96	143,222,622.32
	5	75,232,449.87	(6,627,083.41)	14,937,733.35	4,769,391.23	1,533,776.53	238,787.19	38,820,947.76	128,906,002.52
	6	77,695,674.65	(6,627,083.41)	15,426,817.45	4,925,548.35	1,583,994.70	246,605.44	40,209,694.77	133,461,251.96
	7	75,385,614.85	(6,627,083.41)	14,968,144.93	4,779,101.19	1,536,899.13	239,273.33	38,535,893.35	128,817,843.36
	8	73,505,675.21	(6,627,083.41)	14,594,874.66	4,659,921.67	1,498,572.49	233,306.42	36,743,164.86	124,608,431.88
	9	79,302,155.95	(6,627,083.41)	15,745,791.36	5,027,391.88	1,616,746.31	251,704.40	41,109,058.66	136,425,765.15
	10	80,475,642.17	(6,627,083.41)	15,978,792.21	5,101,785.51	1,640,670.37	255,429.04	42,653,963.61	139,479,199.49
	11	88,006,551.85	(6,627,083.41)	17,474,087.40	5,579,210.54	1,794,204.28	279,332.08	48,274,326.22	154,780,628.96
	12	84,734,664.64	(6,627,083.41)	16,824,439.82	5,371,787.94	1,727,499.77	268,947.14	46,023,534.43	148,323,790.33
	13	64,705,258.96	(6,627,083.41)	12,847,513.36	4,102,015.76	1,319,156.93	205,373.97	33,935,497.95	110,487,733.52
	14	61,137,631.60	(6,627,083.41)	12,139,145.28	3,875,844.60	1,246,423.11	194,050.35	31,839,893.63	103,805,905.16
	15	63,662,182.59	(6,627,083.41)	12,640,405.96	4,035,889.52	1,297,891.56	202,063.25	34,459,288.75	109,670,638.22
	16	94,899,784.68	(6,627,083.41)	18,842,769.05	6,016,209.79	1,934,737.77	301,211.15	46,114,229.55	161,481,858.59
	17	81,998,981.00	(6,627,083.41)	16,281,257.82	5,198,358.18	1,671,726.93	260,264.10	38,871,853.49	137,655,358.11
<b>ABIA TOTAL</b>		<b>1,348,921,484.77</b>	<b>(112,660,417.97)</b>	<b>267,834,285.36</b>	<b>85,515,416.78</b>	<b>27,500,687.75</b>	<b>4,281,465.88</b>	<b>703,020,238.17</b>	<b>2,324,413,160.73</b>
ADAMAWA	1	84,092,630.69	(6,627,083.41)	16,696,961.16	5,331,085.94	1,714,410.52	266,909.33	43,210,817.74	144,685,731.97
	2	102,731,542.70	(6,627,083.41)	20,397,799.01	6,512,707.22	2,094,405.13	326,069.09	45,596,064.17	171,031,503.90
	3	87,475,938.04	(6,627,083.41)	17,368,731.70	5,545,572.06	1,783,386.57	277,647.92	41,784,751.64	147,608,944.51
	4	76,586,444.16	(6,627,083.41)	15,206,574.86	4,855,228.24	1,561,380.64	243,084.75	38,776,990.83	130,602,620.07
	5	75,785,030.95	(6,627,083.41)	15,047,450.75	4,804,422.33	1,545,042.09	240,541.08	40,226,877.64	131,022,281.42
	6	81,025,118.77	(6,627,083.41)	16,087,893.20	5,136,619.80	1,651,872.64	257,173.07	42,993,255.32	140,524,849.39
	7	88,255,780.97	(6,627,083.41)	17,523,572.94	5,595,010.52	1,799,285.36	280,123.13	42,229,316.54	149,056,006.05
	8	92,322,909.13	(6,627,083.41)	18,331,119.10	5,852,847.73	1,882,202.58	293,032.17	42,171,705.73	154,226,733.02
	9	80,270,175.99	(6,627,083.41)	15,937,995.99	5,088,759.90	1,636,481.49	254,776.89	44,798,511.73	141,359,618.59
	10	71,871,386.34	(6,627,083.41)	14,270,379.42	4,556,315.27	1,465,253.96	228,119.20	37,260,229.60	123,024,600.38
	11	73,037,398.92	(6,627,083.41)	14,501,896.34	4,630,235.10	1,489,025.66	231,820.11	39,203,293.19	126,466,585.91
	12	71,508,315.44	(6,627,083.41)	14,198,290.10	4,533,298.24	1,457,851.98	226,966.81	37,120,128.57	122,417,767.73
	13	82,915,429.09	(6,627,083.41)	16,463,222.62	5,256,456.77	1,690,410.71	263,172.90	40,817,983.98	140,779,592.66
	14	80,381,597.98	(6,627,083.41)	15,960,119.32	5,095,823.54	1,638,753.07	255,130.54	41,009,696.53	137,714,037.57
	15	76,703,385.02	(6,627,083.41)	15,229,793.98	4,862,641.76	1,563,764.73	243,455.92	40,636,505.51	132,612,463.51
	16	71,458,789.31	(6,627,083.41)	14,188,456.47	4,530,158.52	1,456,842.28	226,809.62	38,683,648.96	123,917,621.74
	17	67,911,361.67	(6,627,083.41)	13,484,099.13	4,305,267.92	1,384,520.28	215,550.11	35,312,225.41	115,985,941.12
	18	76,932,392.74	(6,627,083.41)	15,275,264.47	4,877,159.79	1,568,433.55	244,182.79	40,459,791.18	132,730,141.12
	19	96,836,180.42	(6,627,083.41)	19,227,248.93	6,138,968.37	1,974,215.39	307,357.25	44,308,863.94	162,165,750.90
	20	82,967,386.18	(6,627,083.41)	16,473,538.92	5,259,750.61	1,691,469.97	263,337.81	31,899,424.42	131,927,824.51
	21	80,401,656.76	(6,627,083.41)	15,964,102.08	5,097,095.17	1,639,162.01	255,194.21	44,477,373.36	141,207,500.18
<b>ADAMAWA TOTAL</b>		<b>1,701,470,851.25</b>	<b>(139,168,751.61)</b>	<b>337,834,510.49</b>	<b>107,865,424.81</b>	<b>34,688,170.60</b>	<b>5,400,454.72</b>	<b>852,977,456.01</b>	<b>2,901,068,116.27</b>

AKWA IBOM	1	ABAK	77,204,597.64	(6,627,083.41)	15,329,311.95	4,894,416.33	1,573,983.03	245,046.77	39,712,553.45	132,332,825.76
	2	EASTERN OBOLO	60,281,232.45	(6,627,083.41)	11,969,103.46	3,821,552.83	1,228,963.56	191,332.14	32,782,757.95	103,647,858.98
	3	EKET	79,588,304.29	(6,627,083.41)	15,802,607.37	5,045,532.37	1,622,580.06	252,612.63	42,665,173.75	138,349,727.06
	4	EKPE ATAI	61,013,475.13	(6,627,083.41)	12,114,493.46	3,867,973.65	1,243,891.91	193,656.28	34,022,493.22	105,828,900.24
	5	ESSIEN UDIM	81,992,091.84	(6,627,083.41)	16,279,889.95	5,197,921.44	1,671,586.48	260,242.24	44,439,463.25	143,214,111.78
	6	ETIM EKPO	71,465,344.20	(6,627,083.41)	14,189,757.97	4,530,574.07	1,456,975.92	226,830.42	36,741,847.07	121,984,246.24
	7	ETINAN	81,054,147.08	(6,627,083.41)	16,093,656.90	5,138,460.06	1,652,464.44	257,265.21	42,376,413.89	139,945,324.16
	8	IBENO	64,944,559.02	(6,627,083.41)	12,895,027.43	4,117,186.28	1,324,035.58	206,133.50	34,091,749.71	110,951,608.12
	9	IBESIKPO ASUTAN	75,370,407.87	(6,627,083.41)	14,965,125.52	4,778,137.14	1,536,589.10	239,225.06	39,537,074.27	129,799,475.55
	10	IBIONO IBOM	81,999,514.50	(6,627,083.41)	16,281,363.75	5,198,392.00	1,671,737.81	260,265.80	44,172,318.47	142,956,508.92
	11	IKA	63,109,096.98	(6,627,083.41)	12,530,588.39	4,000,826.43	1,286,615.71	200,307.76	33,876,392.91	108,376,744.77
	12	IKONO	74,646,721.43	(6,627,083.41)	14,821,434.39	4,732,258.75	1,521,835.19	236,928.09	39,078,569.84	128,410,664.28
	13	IKOT ABASI	74,667,767.56	(6,627,083.41)	14,825,613.20	4,733,592.97	1,522,264.26	236,994.89	39,089,068.60	128,448,218.07
	14	IKOT EKPENE	77,008,694.61	(6,627,083.41)	15,290,414.54	4,881,996.98	1,569,989.13	244,424.97	40,064,305.84	132,432,742.66
	15	INI	70,354,989.29	(6,627,083.41)	13,969,292.13	4,460,182.67	1,434,338.92	223,306.17	36,192,912.20	120,007,937.96
	16	ITU	71,835,988.25	(6,627,083.41)	14,263,350.98	4,554,071.19	1,464,532.30	228,006.85	38,648,826.71	124,367,692.87
	17	MBO	67,054,624.91	(6,627,083.41)	13,313,990.28	4,250,954.75	1,367,053.84	212,830.84	36,617,802.96	116,190,174.18
	18	MKPAT ENIN	83,308,974.36	(6,627,083.41)	16,541,362.76	5,281,405.73	1,698,433.98	264,422.01	43,148,557.57	143,616,073.01
	19	NSIT IBOM	69,515,170.93	(6,627,083.41)	13,802,542.50	4,406,942.05	1,417,217.41	220,640.59	37,023,548.94	119,758,979.02
	20	NSIT UBUIUM	73,141,550.26	(6,627,083.41)	14,522,576.05	4,636,837.82	1,491,149.01	232,150.69	38,754,520.05	126,151,700.47
	21	OBAT AKARA	76,077,835.64	(6,627,083.41)	15,105,588.41	4,822,984.80	1,551,011.55	241,470.43	40,523,427.84	131,695,235.26
	22	OKOBO	65,390,890.93	(6,627,083.41)	12,983,648.60	4,145,481.67	1,333,135.02	207,550.16	36,621,773.08	114,055,396.05
	23	ONNA	68,280,810.77	(6,627,083.41)	13,557,454.87	4,328,689.30	1,392,052.30	216,722.74	38,325,923.84	119,474,570.42
	24	ORON	69,938,753.89	(6,627,083.41)	13,886,646.76	4,433,795.26	1,425,853.06	221,985.04	35,157,593.85	118,437,544.46
	25	ORUK ANAM	82,403,345.35	(6,627,083.41)	16,361,546.14	5,223,993.02	1,679,970.77	261,547.55	42,673,731.55	141,977,050.98
	26	UDUNG UKO	61,382,804.73	(6,627,083.41)	12,187,825.48	3,891,387.44	1,251,421.50	194,828.53	32,141,804.58	104,422,988.85
	27	UKANAFUN	75,317,202.68	(6,627,083.41)	14,954,561.39	4,774,764.17	1,535,504.40	239,056.19	38,648,826.71	128,842,832.14
	28	UQUO	61,404,663.90	(6,627,083.41)	12,192,165.71	3,892,773.22	1,251,867.15	194,897.91	33,061,371.95	105,370,656.42
	29	URUAN	80,081,539.46	(6,627,083.41)	15,900,541.38	5,076,801.21	1,632,635.73	254,178.16	37,878,359.30	134,196,971.82
	30	URUE OFFONG/ORUK	66,263,531.57	(6,627,083.41)	13,156,915.23	4,200,803.07	1,350,925.69	210,319.91	33,719,352.72	112,274,764.78
	31	UYO	100,160,559.22	(6,627,083.41)	19,887,318.94	6,349,718.69	2,041,990.06	317,908.80	54,753,386.67	176,883,798.98
<b>AKWA IBOM TOTAL</b>			<b>2,266,259,190.76</b>	<b>(205,439,585.71)</b>	<b>449,975,715.89</b>	<b>143,670,407.37</b>	<b>46,202,604.87</b>	<b>7,193,088.34</b>	<b>1,196,541,902.76</b>	<b>3,904,403,324.27</b>
ANAMBRA	1	AGUATA	112,658,364.89	(6,627,083.41)	22,368,813.15	7,142,022.08	2,296,784.91	357,576.74	60,824,005.48	199,020,483.84
	2	ANAMBRA EAST	74,090,552.61	(6,627,083.41)	14,711,004.63	4,697,000.20	1,510,496.48	235,162.81	41,693,245.72	130,310,379.05
	3	ANAMBRA WEST	76,218,226.42	(6,627,083.41)	15,133,463.61	4,831,884.93	1,553,873.72	241,916.03	42,935,892.41	134,288,173.72
	4	ANIOCHA	92,124,595.79	(6,627,083.41)	18,291,743.11	5,840,275.58	1,878,159.53	292,402.72	53,309,896.95	165,109,990.27
	5	AWKA NORTH	69,965,633.35	(6,627,083.41)	13,891,983.80	4,435,499.30	1,426,401.06	222,070.35	38,100,466.08	121,414,970.54
	6	AWKA SOUTH	80,546,045.50	(6,627,083.41)	15,992,771.10	5,106,248.75	1,642,105.69	255,652.50	44,844,460.10	141,760,200.23
	7	AYAMELUM	74,648,013.99	(6,627,083.41)	14,821,691.04	4,732,340.69	1,521,861.54	236,932.19	42,141,339.62	131,475,095.65
	8	DUNUKOFIA	66,744,599.79	(6,627,083.41)	13,252,433.43	4,231,300.59	1,360,733.31	211,846.82	36,668,930.04	115,842,760.57
	9	EKWUSIGWO	74,132,389.56	(6,627,083.41)	14,719,311.54	4,699,652.47	1,511,349.42	235,295.60	42,125,547.38	130,796,462.56
	10	IDEMILI NORTH	117,280,112.64	(6,627,083.41)	23,286,481.47	7,435,019.63	2,391,009.26	372,246.13	66,171,400.49	210,309,186.19
	11	IDEMILI SOUTH	81,509,819.91	(6,627,083.41)	16,184,132.74	5,167,347.62	1,661,754.32	258,711.51	46,488,441.53	144,643,124.23
	12	IHIALA	99,653,938.53	(6,627,083.41)	19,786,727.18	6,317,601.27	2,031,661.50	316,300.79	54,823,482.08	176,302,627.95
	13	NJIKOKA	73,220,208.81	(6,627,083.41)	14,538,194.05	4,641,824.41	1,492,752.63	232,400.35	41,263,943.71	128,762,240.56
	14	NNEWI NORTH	72,598,272.73	(6,627,083.41)	14,414,705.91	4,602,396.52	1,480,073.12	230,426.33	42,067,142.54	128,765,933.74
	15	NNEWI SOUTH	87,133,824.20	(6,627,083.41)	17,300,803.49	5,523,883.62	1,776,411.84	276,562.05	48,780,081.42	154,164,483.21
	16	OGBARU	83,258,834.68	(6,627,083.41)	16,531,407.30	5,278,227.11	1,697,411.78	264,262.87	47,740,881.18	148,143,941.51
	17	ONISHA NORTH	69,747,906.09	(6,627,083.41)	13,848,753.09	4,421,696.39	1,421,962.22	221,379.29	39,188,631.10	122,223,244.77
	18	ONISHA SOUTH	72,271,533.86	(6,627,083.41)	14,349,830.47	4,581,682.78	1,473,411.84	229,389.26	40,222,626.08	126,501,390.88
	19	ORUMBA NORTH	78,047,120.11	(6,627,083.41)	15,496,598.49	4,947,828.38	1,591,159.68	247,720.93	43,376,046.08	137,079,390.25
	20	ORUMBA SOUTH	78,981,712.15	(6,627,083.41)	15,682,165.84	5,007,077.22	1,610,213.37	250,687.32	44,681,155.95	139,585,928.42
	21	OYI	75,834,074.52	(6,627,083.41)	15,057,188.56	4,807,531.47	1,546,041.95	240,696.74	42,989,974.23	133,848,424.06
<b>ANAMBRA TOTAL</b>			<b>1,710,665,780.12</b>	<b>(139,168,751.61)</b>	<b>339,660,204.00</b>	<b>108,448,341.00</b>	<b>34,875,629.15</b>	<b>5,429,639.34</b>	<b>960,437,590.19</b>	<b>3,020,348,432.21</b>

5	1	ALKALERI	127,864,448.06	(6,627,083.41)	25,388,047.75	8,106,017.80	2,606,793.87	405,840.72	55,984,041.24	213,728,106.04
	2	BAUCHI	154,409,787.89	(6,627,083.41)	30,658,741.56	9,788,870.23	3,147,978.15	490,095.42	70,486,967.69	262,355,357.53
	3	BOGORO	67,530,575.13	(6,627,083.41)	13,408,492.29	4,281,127.81	1,376,757.12	214,341.50	34,350,519.58	114,534,730.03
	4	DAMBAN	79,810,106.23	(6,627,083.41)	15,846,647.12	5,059,593.59	1,627,101.97	253,316.63	40,235,733.13	136,205,415.27
	5	DARAZO	101,242,406.57	(6,627,083.41)	20,102,124.49	6,418,302.84	2,064,045.86	321,342.58	49,117,767.61	172,638,906.54
	6	DASS	67,041,178.91	(6,627,083.41)	13,311,320.52	4,250,102.34	1,366,779.72	212,788.16	34,855,871.39	114,410,957.63
	7	GAMAWA	106,955,614.30	(6,627,083.41)	21,236,506.98	6,780,493.93	2,180,521.98	339,476.25	52,187,197.58	183,052,727.61
	8	GANJUWA	107,968,575.51	(6,627,083.41)	21,437,634.87	6,844,711.01	2,201,173.39	342,691.39	49,018,161.78	181,185,864.54
	9	GIADE	75,943,942.47	(6,627,083.41)	15,079,003.33	4,814,496.59	1,548,281.85	241,045.46	40,769,228.66	131,768,914.95
	10	I/GADAU	86,977,978.15	(6,627,083.41)	17,269,859.57	5,514,003.70	1,773,234.58	276,067.40	47,212,023.12	152,396,083.10
	11	JAMAARE	67,300,809.32	(6,627,083.41)	13,362,871.28	4,266,561.71	1,372,072.85	213,612.22	37,320,873.07	117,209,717.03
	12	KATAGUM	104,222,316.27	(6,627,083.41)	20,693,798.65	6,607,215.40	2,124,797.78	330,800.79	53,032,567.87	180,384,413.35
	13	KIRFI	85,717,881.27	(6,627,083.41)	17,019,661.80	5,434,119.35	1,747,544.77	272,067.86	39,944,238.30	143,508,429.95
	14	MISAU	100,091,532.58	(6,627,083.41)	19,873,613.40	6,345,342.72	2,040,582.80	317,689.71	50,166,760.81	172,208,438.62
	15	NINGI	128,265,085.17	(6,627,083.41)	25,467,596.01	8,131,416.35	2,614,961.73	407,112.34	61,080,613.06	219,339,701.25
	16	SHIRA	96,157,787.17	(6,627,083.41)	19,092,550.97	6,095,961.36	1,960,384.88	305,204.04	47,566,510.48	164,551,315.49
	17	TAFAWA BALEWA	94,578,556.74	(6,627,083.41)	18,778,987.84	5,995,845.41	1,928,188.84	300,191.57	46,329,069.05	161,283,756.05
	18	TORO	133,006,743.49	(6,627,083.41)	26,409,073.09	8,432,015.67	2,711,630.71	422,162.33	57,834,998.12	222,189,540.00
	19	WARJI	74,025,965.68	(6,627,083.41)	14,698,180.61	4,692,905.69	1,509,179.73	234,957.82	37,041,817.94	125,575,924.06
	20	ZAKI	82,832,888.96	(6,627,083.41)	16,446,833.91	5,251,224.11	1,688,727.95	262,910.92	43,811,926.51	143,667,428.95
<b>BAUCHI TOTAL</b>			<b>1,941,944,179.87</b>	<b>(132,541,668.20)</b>	<b>385,581,546.06</b>	<b>123,110,327.61</b>	<b>39,590,740.54</b>	<b>6,163,715.11</b>	<b>948,346,887.02</b>	<b>3,312,195,728.01</b>
Bayelsa	1	BRASS	94,062,896.18	(6,627,083.41)	18,676,601.17	5,963,154.91	1,917,675.98	298,554.87	46,820,445.41	161,112,245.12
	2	EKERMOR	107,984,692.51	(6,627,083.41)	21,440,834.97	6,845,732.75	2,201,501.97	342,742.54	54,337,906.49	186,526,327.83
	3	KOLOKUMA/OPOKUMA	71,863,927.57	(6,627,083.41)	14,268,898.45	4,555,842.42	1,465,101.90	228,095.52	37,313,602.71	123,068,385.15
	4	NEMBE	88,611,469.31	(6,627,083.41)	17,594,196.42	5,617,559.52	1,806,536.83	281,252.09	42,045,894.21	149,329,824.97
	5	OGBIA	93,122,928.73	(6,627,083.41)	18,489,966.50	5,903,565.29	1,898,512.71	295,571.42	46,368,469.62	159,451,930.87
	6	SAGBAMA	91,554,294.82	(6,627,083.41)	18,178,507.35	5,804,121.12	1,866,532.71	290,592.59	47,005,452.88	158,072,418.05
	7	SOUTHERN IJAW	126,488,520.82	(6,627,083.41)	25,114,851.36	8,018,790.34	2,578,742.61	401,473.54	58,674,686.10	214,649,981.36
	8	YENAGOA	116,753,632.90	(6,627,083.41)	23,181,946.60	7,401,643.23	2,380,275.83	370,575.09	61,668,242.71	205,129,232.95
<b>BAYELSA TOTAL</b>			<b>790,442,362.84</b>	<b>(53,016,667.28)</b>	<b>156,945,802.82</b>	<b>50,110,409.58</b>	<b>16,114,880.55</b>	<b>2,508,857.66</b>	<b>394,234,700.14</b>	<b>1,357,340,346.31</b>
BENUE	1	ADO	93,031,452.44	(6,627,083.41)	18,471,803.48	5,897,766.12	1,896,647.77	295,281.08	42,655,902.48	155,621,769.96
	2	AGATU	82,086,180.39	(6,627,083.41)	16,298,571.64	5,203,886.22	1,673,504.68	260,540.87	37,066,065.65	135,961,666.05
	3	APA	79,483,827.42	(6,627,083.41)	15,781,863.03	5,038,909.01	1,620,450.07	252,281.03	35,411,144.34	130,961,391.50
	4	BURUKU	94,227,038.46	(6,627,083.41)	18,709,192.34	5,973,560.77	1,921,022.38	299,075.86	44,847,318.96	159,350,125.36
	5	GBOKO	122,292,025.22	(6,627,083.41)	24,281,618.72	7,752,751.83	2,493,187.96	388,153.90	58,541,135.52	209,121,789.73
	6	GUMA	99,914,117.36	(6,627,083.41)	19,838,386.83	6,334,095.41	2,036,965.81	317,126.60	43,777,857.60	165,591,466.21
	7	GWER EAST	94,777,867.15	(6,627,083.41)	18,818,561.79	6,008,480.78	1,932,252.22	300,824.18	41,311,797.23	156,522,699.94
	8	GWER WEST	81,447,597.26	(6,627,083.41)	16,171,778.16	5,163,402.99	1,660,485.78	258,514.01	37,650,290.45	135,724,985.24
	9	KATSINA ALA	102,889,322.18	(6,627,083.41)	20,429,126.82	6,522,709.71	2,097,621.81	326,569.88	46,699,775.66	172,338,042.64
	10	KONSHISHA	97,344,962.79	(6,627,083.41)	19,328,269.91	6,171,222.83	1,984,588.03	308,972.12	46,783,942.14	165,294,874.41
	11	KWANDE	111,453,485.63	(6,627,083.41)	22,129,579.08	7,065,638.28	2,272,220.84	353,752.46	48,815,318.79	185,462,911.66
	12	LOGO	85,589,712.24	(6,627,083.41)	16,994,213.28	5,425,994.02	1,744,931.77	271,661.05	41,789,622.90	145,189,051.85
	13	MAKURDI	102,813,361.65	(6,627,083.41)	20,414,044.52	6,517,894.16	2,096,073.19	326,328.78	53,111,956.10	178,652,574.99
	14	OBI	75,948,641.65	(6,627,083.41)	15,079,936.37	4,814,794.50	1,548,377.65	241,060.37	35,595,534.23	126,601,261.36
	15	OGBADIBO	79,785,655.11	(6,627,083.41)	15,841,792.25	5,058,043.50	1,626,603.48	253,239.02	38,229,221.77	134,167,471.73
	16	OHIMINI	72,774,247.57	(6,627,083.41)	14,449,646.48	4,613,552.52	1,483,660.75	230,984.87	33,180,556.03	120,105,564.81
	17	OJU	92,081,654.81	(6,627,083.41)	18,283,216.99	5,837,553.32	1,877,284.09	292,266.43	41,893,110.62	153,638,002.84
	18	OKPOKWU	86,289,867.48	(6,627,083.41)	17,133,232.18	5,470,380.64	1,759,205.95	273,883.34	42,458,719.99	146,758,206.17
	19	OTUKPO	101,061,318.41	(6,627,083.41)	20,066,168.64	6,406,822.68	2,060,353.99	320,767.81	49,959,506.57	173,247,854.69
	20	TARKA	70,043,351.23	(6,627,083.41)	13,907,415.02	4,440,426.25	1,427,985.51	222,317.03	33,887,413.35	117,301,824.98
	21	UKUM	95,771,908.75	(6,627,083.41)	19,015,933.12	6,071,498.44	1,952,517.91	303,979.26	46,012,680.70	162,501,434.78
	22	USHONGO	93,254,844.04	(6,627,083.41)	18,516,158.87	5,911,928.12	1,901,202.09	295,990.12	43,490,421.12	156,743,460.95
	23	VANDEIKYA	98,773,380.70	(6,627,083.41)	19,611,888.56	6,261,777.96	2,013,709.42	313,505.91	47,176,366.17	167,523,545.30
<b>BENUE TOTAL</b>			<b>2,113,135,819.94</b>	<b>(152,422,918.43)</b>	<b>419,572,398.09</b>	<b>133,963,090.07</b>	<b>43,080,853.12</b>	<b>6,707,076.00</b>	<b>990,345,658.39</b>	<b>3,554,381,977.16</b>



BORNO	1	ABADAN	82,949,858.86	(6,627,083.41)	16,470,058.80	5,258,639.46	1,691,112.64	263,282.18	36,169,093.20	136,174,961.73
	2	ASKIRA UBA	80,209,483.21	(6,627,083.41)	15,925,945.18	5,084,912.25	1,635,244.14	254,584.25	39,513,784.62	135,996,870.24
	3	BAMA	112,530,430.17	(6,627,083.41)	22,343,411.15	7,133,911.61	2,294,176.69	357,170.67	51,150,198.21	189,182,215.08
	4	BAYO	64,820,930.35	(6,627,083.41)	12,870,480.42	4,109,348.79	1,321,515.14	205,741.11	34,298,550.41	110,999,482.81
	5	BIU	89,717,433.88	(6,627,083.41)	17,813,790.54	5,687,672.59	1,829,084.32	284,762.41	42,864,651.78	151,570,312.11
	6	CHIBOK	64,632,028.95	(6,627,083.41)	12,832,973.22	4,097,373.31	1,317,663.98	205,141.54	33,162,832.21	109,620,929.79
	7	DAMBOA	108,344,249.55	(6,627,083.41)	21,512,226.60	6,868,527.01	2,208,832.32	343,883.77	47,761,217.92	180,411,853.77
	8	DIKWA	71,698,490.12	(6,627,083.41)	14,236,050.12	4,545,354.44	1,461,729.10	227,570.43	36,674,533.23	122,216,644.03
	9	GUBIO	85,152,829.09	(6,627,083.41)	16,907,468.21	5,398,297.64	1,736,024.96	270,274.39	40,809,542.66	143,647,353.55
	10	GUZAMALA	72,581,040.36	(6,627,083.41)	14,411,284.34	4,601,304.07	1,479,721.80	230,371.63	35,769,258.28	122,445,897.08
	11	GWOZA	104,574,586.54	(6,627,083.41)	20,763,743.46	6,629,547.72	2,131,979.57	331,918.89	51,708,308.47	179,513,001.24
	12	HAWUL	74,061,392.22	(6,627,083.41)	14,705,214.71	4,695,151.57	1,509,901.98	235,070.26	37,945,411.87	126,525,059.19
	13	JERE	85,449,596.33	(6,627,083.41)	16,966,392.65	5,417,111.32	1,742,075.20	271,216.33	45,964,166.41	149,183,474.84
	14	KAGA	75,532,990.98	(6,627,083.41)	14,997,407.10	4,788,444.16	1,539,903.71	239,741.10	35,272,287.83	125,743,691.47
	15	KALA BALGE	69,511,466.96	(6,627,083.41)	13,801,807.06	4,406,707.24	1,417,141.89	220,628.83	32,694,534.83	115,425,203.40
	16	KONDUGA	101,853,755.23	(6,627,083.41)	20,223,510.45	6,457,059.53	2,076,509.53	323,283.00	41,143,561.85	165,450,596.18
	17	KUKAWA	104,970,648.63	(6,627,083.41)	20,842,383.32	6,654,656.23	2,140,054.16	333,175.99	45,316,596.18	173,630,431.11
	18	KWAYA KUSAR	58,447,708.55	(6,627,083.41)	11,605,049.24	3,705,315.85	1,191,583.20	185,512.55	32,315,432.74	100,823,518.73
	19	MAFA	78,740,432.05	(6,627,083.41)	15,634,258.62	4,991,781.17	1,605,294.35	249,921.49	36,463,587.67	131,058,191.93
	20	MAGUMERI	93,180,768.54	(6,627,083.41)	18,501,450.85	5,907,232.07	1,899,691.90	295,755.01	39,702,585.75	152,860,400.71
	21	MAIDUGURI METRO	135,693,465.16	(6,627,083.41)	26,942,533.48	8,602,341.47	2,766,405.35	430,689.96	73,339,271.60	241,147,623.61
	22	MARTE	84,735,018.64	(6,627,083.41)	16,824,510.11	5,371,810.38	1,727,506.99	268,948.26	38,744,375.90	141,045,086.87
	23	MOBBAR	78,906,882.87	(6,627,083.41)	15,667,308.16	5,002,333.38	1,608,687.81	250,449.81	37,622,509.00	132,431,087.62
	24	MONGUNO	77,020,599.12	(6,627,083.41)	15,292,778.24	4,882,751.67	1,570,231.83	244,462.76	37,022,315.50	129,406,055.71
	25	NGALA	88,086,056.01	(6,627,083.41)	17,489,873.30	5,584,250.73	1,795,825.15	279,584.43	48,246,278.02	154,854,784.23
	26	NGANZAI	76,568,719.08	(6,627,083.41)	15,203,055.47	4,854,104.56	1,561,019.27	243,028.49	36,135,479.54	127,938,323.00
	27	SHANI	74,261,382.71	(6,627,083.41)	14,744,923.70	4,707,830.04	1,513,979.22	235,705.03	36,357,629.65	125,194,366.94
<b>BORNO TOTAL</b>			<b>2,294,232,244.15</b>	<b>(178,931,252.07)</b>	<b>455,529,888.50</b>	<b>145,443,770.27</b>	<b>46,772,896.18</b>	<b>7,281,874.58</b>	<b>1,104,167,995.34</b>	<b>3,874,497,416.96</b>
CROSS RIVER	1	ABI	78,726,928.72	(6,627,083.41)	15,631,577.47	4,990,925.12	1,605,019.05	249,878.63	39,829,420.39	134,406,665.98
	2	AKAMKPA	98,958,794.33	(6,627,083.41)	19,648,703.25	6,273,532.33	2,017,489.48	314,094.41	40,387,265.97	160,972,796.36
	3	AKPABUYO	94,732,706.52	(6,627,083.41)	18,809,594.95	6,005,617.80	1,931,331.52	300,680.84	50,998,065.94	166,150,914.18
	4	BAKASSI	61,123,201.09	(6,627,083.41)	12,136,280.03	3,874,929.77	1,246,128.92	194,004.55	29,911,449.99	101,858,910.93
	5	BEKWARA	73,016,039.69	(6,627,083.41)	14,497,655.37	4,628,881.03	1,488,590.20	231,752.32	36,390,416.62	123,626,251.83
	6	BIASE	83,999,537.78	(6,627,083.41)	16,678,477.16	5,325,184.28	1,712,512.62	266,613.85	41,980,429.90	143,335,672.18
	7	BOKI	96,301,040.74	(6,627,083.41)	19,120,994.60	6,105,042.98	1,963,305.41	305,658.72	43,476,546.52	160,645,505.56
	8	CALABAR MUNICIPAL	76,285,248.85	(6,627,083.41)	15,146,771.21	4,836,133.85	1,555,240.12	242,128.76	42,881,117.16	134,319,556.54
	9	CALABAR SOUTH	81,310,672.33	(6,627,083.41)	16,144,591.11	5,154,722.58	1,657,694.27	258,079.42	43,960,812.60	141,859,488.90
	10	ETUNG	63,669,425.23	(6,627,083.41)	12,641,844.02	4,036,348.67	1,298,039.21	202,086.24	34,129,567.20	109,350,227.15
	11	IKOM	86,876,032.95	(6,627,083.41)	17,249,617.91	5,507,540.84	1,771,156.20	275,743.83	41,380,501.08	146,433,509.39
	12	OBANLIKU	74,972,263.19	(6,627,083.41)	14,886,072.14	4,752,896.60	1,528,472.06	237,961.36	36,787,604.80	126,538,186.73
	13	OBUBRA	82,630,762.24	(6,627,083.41)	16,406,700.76	5,238,410.21	1,684,607.16	262,269.37	42,268,131.06	141,863,797.39
	14	OBUDU	78,229,551.92	(6,627,083.41)	15,532,821.12	4,959,393.72	1,594,878.95	248,299.96	41,179,613.15	135,117,475.41
	15	ODUKPANI	88,735,404.87	(6,627,083.41)	17,618,804.37	5,625,416.46	1,809,063.53	281,645.46	44,032,627.61	151,475,878.88
	16	OGAJA	83,396,058.08	(6,627,083.41)	16,558,653.61	5,286,926.44	1,700,209.37	264,698.41	42,220,224.98	142,799,687.49
	17	YAKURR	83,724,824.24	(6,627,083.41)	16,623,931.58	5,307,768.70	1,706,911.98	265,741.91	44,386,056.27	145,388,151.28
	18	YALA	92,330,776.12	(6,627,083.41)	18,332,681.12	5,853,346.46	1,882,362.96	293,057.14	45,655,876.20	157,721,016.59
<b>CROSS RIVER TOTAL</b>			<b>1,479,019,268.88</b>	<b>(119,287,501.38)</b>	<b>293,665,771.79</b>	<b>93,763,017.81</b>	<b>30,153,013.01</b>	<b>4,694,395.19</b>	<b>741,855,727.45</b>	<b>2,523,863,692.77</b>

DELTA	1	ANIOCHA NORTH	64,655,658.85	(6,627,083.41)	12,837,665.04	4,098,871.34	1,318,145.72	205,216.54	39,799,755.33	116,288,229.41
	2	ANIOCHA SOUTH	70,472,102.80	(6,627,083.41)	13,992,545.53	4,467,607.13	1,436,726.54	223,677.88	42,966,409.06	126,931,985.53
	3	BOMADI	60,242,034.66	(6,627,083.41)	11,961,320.57	3,819,067.87	1,228,164.43	191,207.73	38,205,797.38	109,020,509.23
	4	BURUTU	86,578,696.75	(6,627,083.41)	17,190,580.50	5,488,691.09	1,765,094.36	274,800.08	49,059,392.08	153,730,171.45
	5	ETHIOPE EAST	78,773,160.72	(6,627,083.41)	15,640,757.04	4,993,856.01	1,605,961.59	250,025.37	48,276,484.96	142,913,162.29
	6	ETHIOPE WEST	80,690,556.64	(6,627,083.41)	16,021,464.42	5,115,410.10	1,645,051.86	256,111.17	48,523,514.47	145,625,025.26
	7	IKA NORTH EAST	85,546,879.35	(6,627,083.41)	16,985,708.62	5,423,278.62	1,744,058.53	271,525.10	46,764,752.54	150,109,119.35
	8	IKA SOUTH	80,458,091.56	(6,627,083.41)	15,975,307.46	5,100,672.88	1,640,312.56	255,373.33	44,906,473.01	141,709,147.39
	9	ISOKO NORTH	75,705,134.91	(6,627,083.41)	15,031,587.04	4,799,357.29	1,543,413.24	240,287.49	43,279,695.42	133,972,391.97
	10	ISOKO SOUTH	84,655,237.88	(6,627,083.41)	16,808,669.29	5,366,752.65	1,725,880.48	268,695.04	50,651,497.31	152,849,649.24
	11	NDOKWA EAST	71,136,491.50	(6,627,083.41)	14,124,462.82	4,509,726.32	1,450,271.54	225,786.65	39,663,889.10	124,483,544.51
	12	NDOKWA WEST	73,366,532.63	(6,627,083.41)	14,567,247.29	4,651,100.67	1,495,735.76	232,864.78	43,735,817.78	131,422,215.49
	13	OKPE	67,202,160.57	(6,627,083.41)	13,343,284.14	4,260,307.83	1,370,061.68	213,299.11	42,033,431.51	121,795,461.43
	14	OSHIMILI NORTH	65,815,447.35	(6,627,083.41)	13,067,946.14	4,172,396.60	1,341,790.52	208,897.70	40,735,379.63	118,714,774.53
	15	OSHIMILI SOUTH	71,417,351.60	(6,627,083.41)	14,180,228.83	4,527,531.55	1,455,997.48	226,678.10	43,760,344.28	128,941,048.43
	16	PATANI	58,979,490.79	(6,627,083.41)	11,710,636.94	3,739,028.40	1,202,424.74	187,200.43	36,535,083.83	105,726,781.70
	17	SAPELE	74,289,228.22	(6,627,083.41)	14,750,452.55	4,709,595.32	1,514,546.91	235,793.41	45,726,434.55	134,598,967.54
	18	UDU	78,107,429.62	(6,627,083.41)	15,508,573.20	4,951,651.73	1,592,389.22	247,912.35	43,209,644.91	136,990,517.61
	19	UGHELLI NORTH	102,006,029.66	(6,627,083.41)	20,253,745.21	6,466,713.03	2,079,613.97	323,766.31	58,884,285.28	183,387,070.05
	20	UGHELLI SOUTH	80,861,755.94	(6,627,083.41)	16,055,456.79	5,126,263.34	1,648,542.13	256,654.56	49,404,351.15	146,725,940.51
	21	UKWUANI	64,130,553.33	(6,627,083.41)	12,733,403.03	4,065,582.07	1,307,440.31	203,549.86	41,183,032.40	116,996,477.59
	22	UVWIE	75,352,546.25	(6,627,083.41)	14,961,579.01	4,777,004.79	1,536,224.95	239,168.37	47,454,229.57	137,693,669.54
	23	WARRI SOUTH	93,641,548.25	(6,627,083.41)	18,592,940.68	5,936,443.39	1,909,085.89	297,217.52	57,330,557.85	171,080,710.17
	24	WARRI NORTH	77,061,506.76	(6,627,083.41)	15,300,900.63	4,885,345.03	1,571,065.82	244,592.60	42,674,914.23	135,111,241.65
	25	WARRI SOUTH-WEST	74,005,442.63	(6,627,083.41)	14,694,105.67	4,691,604.62	1,508,761.33	234,892.68	40,855,806.52	129,363,530.03
<b>DELTA TOTAL</b>			<b>1,895,151,069.22</b>	<b>(165,677,085.25)</b>	<b>376,290,568.43</b>	<b>120,143,859.65</b>	<b>38,636,761.57</b>	<b>6,015,194.16</b>	<b>1,125,620,974.13</b>	<b>3,396,181,341.92</b>
EBONYI	1	ABAKALIKI	84,038,136.39	(7,467,464.77)	16,686,141.08	5,327,631.25	1,713,299.53	266,736.36	43,363,062.24	143,927,542.09
	2	AFIKPO NORTH	78,911,678.02	(7,416,200.19)	15,668,260.26	5,002,637.37	1,608,785.57	250,465.03	43,794,305.19	137,819,931.25
	3	AFIKPO SOUTH	79,590,998.14	(7,422,993.39)	15,803,142.25	5,045,703.15	1,622,634.98	252,621.18	43,834,976.84	138,727,083.15
	4	EBONYI	76,747,962.09	(7,394,563.03)	15,238,644.96	4,865,467.74	1,564,673.53	243,597.41	41,167,499.19	132,433,281.88
	5	EZZA NORTH	76,498,910.73	(7,392,072.52)	15,189,194.71	4,849,679.03	1,559,596.08	242,806.92	42,824,537.89	133,772,652.85
	6	EZZA SOUTH	79,512,353.97	(7,422,206.95)	15,787,527.10	5,040,717.47	1,621,031.65	252,371.57	41,729,314.89	136,521,109.70
	7	IKWO	92,904,128.38	(7,556,124.69)	18,446,522.73	5,889,694.36	1,894,051.99	294,876.95	48,910,727.60	160,783,877.32
	8	ISHIELU	82,292,001.71	(7,450,003.43)	16,339,438.37	5,216,934.35	1,677,700.79	261,194.15	43,303,510.48	141,640,776.42
	9	IYO	74,454,545.83	(7,371,628.87)	14,783,277.08	4,720,075.70	1,517,917.27	236,318.13	40,645,384.66	128,985,889.80
	10	IZZI	103,417,042.07	(7,661,253.83)	20,533,907.92	6,556,164.73	2,108,380.52	328,244.85	50,628,288.54	175,910,774.80
	11	OHAOZARA	80,229,396.96	(7,429,377.38)	15,929,899.14	5,086,174.69	1,635,650.12	254,647.46	43,089,829.95	138,796,220.94
	12	OHAUKWU	88,526,976.70	(7,512,353.18)	17,577,420.04	5,612,203.08	1,804,814.27	280,983.91	47,299,124.68	153,589,169.50
	13	ONICHA	96,959,005.23	(7,596,673.46)	19,251,636.34	6,146,754.90	1,976,719.44	307,747.10	50,871,436.16	167,916,625.70
<b>EBONYI TOTAL</b>			<b>1,094,083,136.23</b>	<b>(97,092,915.69)</b>	<b>217,235,011.99</b>	<b>69,359,837.80</b>	<b>22,305,255.75</b>	<b>3,472,611.02</b>	<b>581,461,998.31</b>	<b>1,890,824,935.40</b>
12	1	AKOKO EDO	100,664,053.74	(6,627,083.41)	19,987,289.99	6,381,637.93	2,052,254.89	319,506.89	50,743,635.68	173,521,295.70
	2	EGOR	95,608,946.71	(6,627,083.41)	18,983,576.29	6,061,167.40	1,949,195.58	303,462.02	57,606,556.76	173,885,821.35
	3	ESAN CENTRAL	63,266,191.20	(6,627,083.41)	12,561,780.13	4,010,785.48	1,289,818.41	200,806.38	36,909,982.77	111,612,280.97
	4	ESAN NORTH EAST	65,134,407.88	(6,627,083.41)	12,932,722.76	4,129,221.83	1,327,906.06	206,736.08	38,148,306.44	115,252,217.65
	5	ESAN SOUTH EAST	77,988,351.33	(6,627,083.41)	15,484,929.69	4,944,102.71	1,589,961.55	247,534.40	42,416,182.46	136,043,978.73
	6	ESAN WEST	66,287,279.19	(6,627,083.41)	13,161,630.42	4,202,308.56	1,351,409.84	210,395.29	38,721,414.92	117,307,354.81
	7	ETSAKO CENTRAL	66,348,249.10	(6,627,083.41)	13,173,736.26	4,206,173.78	1,352,652.84	210,588.81	35,962,889.25	114,627,206.62
	8	ETSAKO EAST	76,969,500.27	(6,627,083.41)	15,282,632.33	4,879,512.24	1,569,190.07	244,300.57	40,499,498.09	132,817,550.16
	9	ETSAKO WEST	84,714,382.38	(6,627,083.41)	16,820,412.69	5,370,502.14	1,727,086.27	268,882.76	45,053,046.10	147,327,228.93
	10	IGUEBEN	61,642,144.54	(6,627,083.41)	12,239,318.54	3,907,828.40	1,256,708.70	195,651.67	33,762,914.96	106,377,483.39
	11	IKPOBA OKHA	105,771,045.50	(6,627,083.41)	21,001,305.64	6,705,397.71	2,156,371.98	335,716.44	60,359,788.95	189,702,542.82
	12	OREDO	108,855,233.29	(6,627,083.41)	21,613,684.67	6,900,921.03	2,219,249.83	345,505.63	60,674,310.45	193,981,821.50
	13	ORHIONWON	85,321,523.18	(6,627,083.41)	16,940,963.17	5,408,992.07	1,739,464.15	270,809.82	43,739,201.97	146,793,870.95
	14	OVIYA NORTH EAST	81,369,021.66	(6,627,083.41)	16,156,176.63	5,158,421.66	1,658,883.84	258,264.62	41,192,327.66	139,166,012.66
	15	OVIYA SOUTH WEST	88,807,592.09	(6,627,083.41)	17,633,137.46	5,629,992.80	1,810,535.22	281,874.58	39,560,785.93	147,096,834.67
	16	OWAN EAST	77,902,706.60	(6,627,083.41)	15,467,924.55	4,938,673.23	1,588,215.50	247,262.56	41,239,616.16	134,757,315.19
	17	OWAN WEST	63,890,797.60	(6,627,083.41)	12,685,798.48	4,050,382.65	1,302,552.37	202,788.87	36,211,065.69	111,716,302.25
	18	UHUNMWODE	79,505,651.91	(6,627,083.41)	15,786,196.38	5,040,292.59	1,620,895.01	252,350.30	38,277,732.27	133,856,035.04
<b>EDO TOTAL</b>			<b>1,450,047,078.17</b>	<b>(119,287,501.38)</b>	<b>287,913,216.08</b>	<b>91,926,314.20</b>	<b>29,562,352.12</b>	<b>4,602,437.69</b>	<b>781,079,256.49</b>	<b>2,525,843,153.38</b>



EKITI	1	ADO EKITI	93,420,832.72	(6,627,083.41)	18,549,116.65	5,922,451.04	1,904,586.13	296,516.97	54,589,435.79	168,055,855.88
	2	AIYEKIRE	71,086,940.93	(6,627,083.41)	14,114,624.34	4,506,585.04	1,449,261.35	225,629.38	40,435,703.21	125,191,660.82
	3	E FON	67,780,398.65	(6,627,083.41)	13,458,095.85	4,296,965.47	1,381,850.32	215,134.44	35,031,756.09	115,537,117.40
	4	EKITI EAST	69,986,941.32	(6,627,083.41)	13,896,214.59	4,436,850.12	1,426,835.47	222,137.99	39,532,457.42	122,874,353.49
	5	EKITI SOUTH WEST	74,129,809.27	(6,627,083.41)	14,718,799.21	4,699,488.89	1,511,296.81	235,287.41	41,942,936.15	130,610,534.35
	6	EKITI WEST	75,568,540.22	(6,627,083.41)	15,004,465.56	4,790,697.82	1,540,628.46	239,853.94	43,232,342.00	133,749,444.59
	7	EMURE	62,268,946.39	(6,627,083.41)	12,363,772.79	3,947,564.75	1,269,487.42	197,641.13	35,644,301.06	109,064,630.13
	8	IDO-OSI	76,710,360.67	(6,627,083.41)	15,231,179.03	4,863,083.98	1,563,906.94	243,478.06	41,399,206.54	133,384,131.82
	9	IJERO	82,077,036.83	(6,627,083.41)	16,296,756.15	5,203,306.56	1,673,318.27	260,511.85	46,894,819.26	145,778,665.51
	10	IKERE	71,671,277.39	(6,627,083.41)	14,230,646.91	4,543,629.28	1,461,174.31	227,484.05	40,361,770.80	125,868,899.34
	11	IKOLE	76,807,591.05	(6,627,083.41)	15,250,484.55	4,869,247.94	1,565,889.20	243,786.67	42,221,638.38	134,331,554.38
	12	ILEJEMEJI	53,900,517.11	(6,627,083.41)	10,702,184.41	3,417,044.83	1,098,878.85	171,079.81	31,201,828.11	93,864,449.71
	13	IREPODUN/IFELODUN	68,315,268.27	(6,627,083.41)	13,564,296.56	4,330,873.74	1,392,754.79	216,832.11	38,755,549.60	119,948,491.65
	14	ISE/ORUN	66,664,576.00	(6,627,083.41)	13,236,544.36	4,226,227.45	1,359,101.85	211,592.82	37,397,328.38	116,468,287.45
	15	MOBA	71,498,657.00	(6,627,083.41)	14,196,372.37	4,532,685.94	1,457,655.07	226,936.16	40,285,985.67	125,571,208.81
	16	OYE	69,502,271.26	(6,627,083.41)	13,799,981.22	4,406,124.27	1,416,954.42	220,599.65	39,202,055.45	121,920,902.85
<b>EKITI TOTAL</b>			<b>1,151,389,965.08</b>	<b>(106,033,334.56)</b>	<b>228,613,534.55</b>	<b>72,992,827.12</b>	<b>23,473,579.64</b>	<b>3,654,502.43</b>	<b>648,129,113.91</b>	<b>2,022,220,188.18</b>
ENUGU	1	AGWU	87,063,563.58	(6,627,083.41)	17,286,852.94	5,519,429.42	1,774,979.42	276,339.05	45,970,314.79	151,264,395.78
	2	ANINRI	73,357,309.32	(6,627,083.41)	14,565,415.96	4,650,515.95	1,495,547.72	232,835.51	40,287,665.44	127,962,206.49
	3	ENUGU EAST	99,296,893.25	(6,627,083.41)	19,715,834.27	6,294,966.24	2,024,382.36	315,167.54	53,112,555.68	174,132,715.93
	4	ENUGU NORTH	93,342,727.25	(6,627,083.41)	18,533,608.46	5,917,499.51	1,902,993.78	296,269.06	50,092,002.27	163,458,016.92
	5	ENUGU SOUTH	90,251,667.65	(6,627,083.41)	17,919,865.00	5,721,540.55	1,839,975.83	286,458.06	46,022,279.21	155,414,702.90
	6	EZEAGU	86,774,115.70	(6,627,083.41)	17,229,381.79	5,501,079.75	1,769,078.40	275,420.34	43,463,318.10	148,385,310.67
	7	IGBO ETITI	87,614,602.44	(6,627,083.41)	17,396,264.12	5,554,362.75	1,786,213.54	278,088.04	46,950,845.52	152,953,293.00
	8	IGBO EZE NORTH	94,826,798.01	(6,627,083.41)	18,828,277.23	6,011,582.77	1,933,249.78	300,979.49	51,378,232.02	166,652,035.89
	9	IGBO EZE SOUTH	86,285,401.77	(6,627,083.41)	17,132,345.49	5,470,097.54	1,759,114.91	273,869.17	41,487,964.22	145,781,709.68
	10	ISI UZO	80,691,304.25	(6,627,083.41)	16,021,612.86	5,115,457.49	1,645,067.11	256,113.55	41,583,864.60	138,686,336.45
	11	NKANU EAST	84,478,371.50	(6,627,083.41)	16,773,551.70	5,355,540.13	1,722,274.68	268,133.67	41,615,537.32	143,586,325.58
	12	NKANU WEST	82,022,576.52	(6,627,083.41)	16,285,942.82	5,199,854.03	1,672,207.98	260,338.99	41,432,117.90	140,245,954.83
	13	NSUKKA	106,229,966.61	(6,627,083.41)	21,092,426.44	6,734,491.20	2,165,728.08	337,173.05	55,807,294.80	185,739,996.78
	14	OJI RIVER	72,888,699.40	(6,627,083.41)	14,472,371.40	4,620,808.24	1,485,994.10	231,348.14	39,658,093.07	126,730,230.94
	15	UDENU	80,676,002.81	(6,627,083.41)	16,018,574.69	5,114,487.45	1,644,755.15	256,064.98	44,235,108.89	141,317,910.56
	16	UDI	91,606,525.49	(6,627,083.41)	18,188,877.98	5,807,432.30	1,867,597.54	290,758.37	49,134,762.89	160,268,871.16
	17	UZO UWANI	75,862,863.71	(6,627,083.41)	15,062,904.78	4,809,356.57	1,546,628.88	240,788.12	39,472,203.36	130,367,662.02
<b>ENUGU TOTAL</b>			<b>1,473,269,389.27</b>	<b>(112,660,417.97)</b>	<b>292,524,107.94</b>	<b>93,398,501.90</b>	<b>30,035,789.26</b>	<b>4,676,145.12</b>	<b>771,704,160.06</b>	<b>2,552,947,675.58</b>
GOMBE	1	AKKO	121,040,535.00	(6,627,083.41)	24,033,129.84	7,673,413.10	2,467,673.62	384,181.68	58,569,996.32	207,541,846.16
	2	BALANGA	87,903,569.69	(6,627,083.41)	17,453,639.84	5,572,681.94	1,792,104.77	279,005.22	47,515,072.57	153,888,990.61
	3	BILLIRI	88,473,011.58	(6,627,083.41)	17,566,705.03	5,608,781.94	1,803,714.07	280,812.62	46,597,093.24	153,703,035.07
	4	DUKKU	96,403,284.52	(6,627,083.41)	19,141,295.55	6,111,524.76	1,965,389.87	305,983.25	47,042,275.72	164,342,670.27
	5	FUNAKAYE	93,765,387.75	(6,627,083.41)	18,617,529.56	5,944,294.24	1,911,610.63	297,610.58	49,591,708.55	163,501,057.91
	6	GOMBE	102,098,596.33	(6,627,083.41)	20,272,124.73	6,472,581.33	2,081,501.15	324,060.12	52,407,227.46	177,029,007.71
	7	KALTUNGO	80,054,734.18	(6,627,083.41)	15,895,219.08	5,075,101.88	1,632,089.24	254,093.08	41,979,494.01	138,263,648.05
	8	KWAMI	85,873,448.60	(6,627,083.41)	17,050,550.38	5,443,981.60	1,750,716.35	272,561.63	45,993,106.08	149,757,281.23
	9	NAFADA	78,289,322.81	(6,627,083.41)	15,544,688.90	4,963,182.92	1,596,097.51	248,489.68	40,954,321.52	134,969,019.92
	10	SHOMGOM	74,247,511.75	(6,627,083.41)	14,742,169.56	4,706,950.69	1,513,696.43	235,661.00	42,130,799.59	130,949,705.61
	11	YAMALTU/DEBA	101,335,812.28	(6,627,083.41)	20,120,670.60	6,424,224.33	2,065,950.14	321,639.05	51,282,184.47	174,923,397.45
<b>GOMBE TOTAL</b>			<b>1,009,485,214.50</b>	<b>(72,897,917.51)</b>	<b>200,437,723.07</b>	<b>63,996,718.73</b>	<b>20,580,543.78</b>	<b>3,204,097.90</b>	<b>524,063,279.53</b>	<b>1,748,869,660.00</b>

IMO	1	ABOH MBAISE	79,213,816.86	(6,627,083.41)	15,728,251.25	5,021,791.59	1,614,945.32	251,424.01	43,933,124.91	139,136,270.53
	2	AHAZU MBAISE	74,544,194.55	(6,627,083.41)	14,801,077.23	4,725,759.01	1,519,744.95	236,602.67	41,749,560.43	130,949,855.44
	3	EHIME MBANO	68,482,974.62	(6,627,083.41)	13,597,595.39	4,341,505.55	1,396,173.85	217,364.41	38,223,125.86	119,631,656.27
	4	EZINIHITE MBAISE	72,836,926.37	(6,627,083.41)	14,462,091.64	4,617,526.07	1,484,938.59	231,183.82	41,281,174.82	128,286,757.89
	5	IDEATO NORTH	78,103,495.70	(6,627,083.41)	15,507,792.11	4,951,402.33	1,592,309.02	247,899.86	40,647,102.99	134,422,918.60
	6	IDEATO SOUTH	78,365,023.16	(6,627,083.41)	15,559,719.53	4,967,981.97	1,597,640.82	248,729.95	40,777,058.16	134,889,070.19
	7	IHITTE UBOMA	70,140,828.87	(6,627,083.41)	13,926,769.63	4,446,605.89	1,429,972.80	222,626.42	37,324,379.55	120,864,099.75
	8	IKEDURU	74,293,664.60	(6,627,083.41)	14,751,333.41	4,709,876.57	1,514,637.36	235,807.49	39,845,139.31	128,723,375.33
	9	ISIALA MBANO	83,586,381.35	(6,627,083.41)	16,596,443.13	5,298,992.06	1,704,089.53	265,302.50	44,205,210.27	145,029,335.43
	10	ISU	73,878,662.69	(6,627,083.41)	14,668,932.96	4,683,567.36	1,506,176.64	234,490.28	41,181,921.89	129,526,668.41
	11	IMBAILI	91,126,229.78	(6,627,083.41)	18,093,513.16	5,776,983.77	1,857,805.68	289,233.92	47,630,009.84	158,146,692.72
	12	INGOR/OKPALA	77,393,086.21	(6,627,083.41)	15,366,737.18	4,906,365.64	1,577,825.78	245,645.03	40,781,734.08	133,644,310.51
	13	INJABA	69,914,910.27	(6,627,083.41)	13,881,912.50	4,432,283.69	1,425,366.96	221,909.36	39,474,065.69	122,723,365.05
	14	INKWANGELE	68,038,595.59	(6,627,083.41)	13,509,361.99	4,313,333.97	1,387,114.22	215,953.95	38,006,181.01	118,843,457.32
	15	INKWERRE	60,611,603.47	(6,627,083.41)	12,034,700.08	3,842,496.83	1,235,698.89	192,380.74	33,743,157.36	105,032,953.96
	16	OBOWO	65,702,186.54	(6,627,083.41)	13,045,457.71	4,165,216.38	1,339,481.46	208,538.21	37,092,348.25	114,926,145.14
	17	OGUTA	77,132,010.25	(6,627,083.41)	15,314,899.40	4,889,814.62	1,572,503.18	244,816.38	39,288,617.10	131,815,577.52
	18	OHAJI/EGBEMA	83,486,324.92	(6,627,083.41)	16,576,576.49	5,292,648.94	1,702,049.66	264,984.92	42,776,144.52	143,471,646.04
	19	OKIGWE	73,146,236.98	(6,627,083.41)	14,523,506.62	4,637,134.94	1,491,244.56	232,165.56	38,338,347.49	125,741,552.73
	20	ONUIMO	64,982,769.89	(6,627,083.41)	12,902,614.37	4,119,608.68	1,324,814.59	206,254.79	35,427,810.44	112,336,789.34
	21	ORLU	71,472,117.48	(6,627,083.41)	14,191,102.84	4,531,003.46	1,457,114.00	226,851.92	39,262,943.68	124,514,049.97
	22	ORSU	69,526,868.85	(6,627,083.41)	13,804,865.18	4,407,683.65	1,417,455.89	220,677.72	37,259,004.95	120,009,472.82
	23	ORU	67,250,424.08	(6,627,083.41)	13,352,867.07	4,263,367.52	1,371,045.63	213,452.30	36,537,237.64	116,361,310.83
	24	ORU WEST	69,569,678.26	(6,627,083.41)	13,813,365.17	4,410,397.57	1,418,328.66	220,813.60	37,037,472.41	119,842,972.26
	25	OWERRI MUNICIPAL	70,206,788.84	(6,627,083.41)	13,939,866.28	4,450,787.44	1,431,317.54	222,835.78	37,895,105.96	121,519,618.42
	26	OWERRI NORTH	74,688,089.33	(6,627,083.41)	14,829,648.17	4,734,881.28	1,522,678.56	237,059.39	42,145,954.58	131,531,227.90
	27	OWERRI WEST	66,814,818.17	(6,627,083.41)	13,266,375.60	4,235,752.11	1,362,164.86	212,069.69	35,429,398.48	114,693,495.51
<b>IMO TOTAL</b>		<b>1,974,508,707.67</b>	<b>(178,931,252.07)</b>	<b>392,047,376.08</b>	<b>125,174,768.86</b>	<b>40,254,639.01</b>	<b>6,267,074.66</b>	<b>1,067,293,331.68</b>	<b>3,426,614,645.90</b>	
JIGAWA	1	AUYO	69,773,256.50	(6,627,083.41)	13,853,786.53	4,423,303.49	1,422,479.04	221,459.75	39,023,107.70	122,090,309.60
	2	BABURA	82,521,614.29	(6,627,083.41)	16,385,028.96	5,231,490.73	1,682,381.94	261,922.94	45,737,017.05	145,192,372.50
	3	BIRNIN KUDU	102,411,573.87	(6,627,083.41)	20,334,267.79	6,492,422.67	2,087,881.87	325,053.51	55,024,621.07	180,048,737.36
	4	BIRNIWA	77,462,383.89	(6,627,083.41)	15,380,496.54	4,910,758.79	1,579,238.57	245,864.98	39,934,293.72	132,885,953.08
	5	GAGARAWA	66,469,482.71	(6,627,083.41)	13,197,807.73	4,213,859.43	1,355,124.45	210,973.60	34,470,089.04	113,290,253.55
	6	BUJI	65,204,797.40	(6,627,083.41)	12,946,698.91	4,133,684.20	1,329,341.10	206,959.50	35,967,881.93	113,162,279.63
	7	DUTSE	91,529,634.36	(6,627,083.41)	18,173,610.91	5,802,557.76	1,866,029.95	290,514.32	49,093,265.93	160,128,529.82
	8	GARKI	76,817,985.03	(6,627,083.41)	15,252,548.32	4,869,906.87	1,566,101.10	243,819.66	40,808,072.41	132,931,349.97
	9	GUMEL	67,287,456.91	(6,627,083.41)	13,360,220.10	4,265,715.23	1,371,800.63	213,569.84	36,831,602.99	116,703,282.29
	10	GURI	71,085,535.63	(6,627,083.41)	14,114,345.31	4,506,495.95	1,449,232.69	225,624.91	37,524,785.46	122,278,936.55
	11	GWARAM	98,884,104.61	(6,627,083.41)	19,633,873.28	6,268,797.34	2,015,966.77	313,857.35	51,425,842.14	171,915,358.07
	12	GWIIWA	73,111,302.25	(6,627,083.41)	14,516,570.17	4,634,920.23	1,490,532.34	232,054.68	38,362,833.09	125,721,129.36
	13	HADEJIA	61,717,856.43	(6,627,083.41)	12,254,351.46	3,912,628.18	1,258,252.25	195,891.98	36,696,354.33	109,408,251.23
	14	JAHUN	84,829,224.22	(6,627,083.41)	16,843,215.04	5,377,782.58	1,729,427.57	269,247.27	47,589,120.85	150,010,934.13
	15	KAFIN HAUSA	95,411,160.69	(6,627,083.41)	18,944,305.01	6,048,628.67	1,945,163.28	302,834.25	51,291,387.50	167,316,395.99
	16	KAUGAMA	69,927,193.28	(6,627,083.41)	13,884,351.35	4,433,062.37	1,425,617.38	221,948.35	38,666,238.28	121,931,327.59
	17	KAZAURE	73,996,225.98	(6,627,083.41)	14,692,275.66	4,691,020.33	1,508,573.43	234,863.42	41,625,122.53	130,120,997.94
	18	KIRI-KASAMMA	77,176,770.11	(6,627,083.41)	15,323,786.67	4,892,652.19	1,573,415.71	244,958.44	44,274,425.87	136,858,925.59
	19	KIYAWA	79,734,916.97	(6,627,083.41)	15,831,717.97	5,054,826.94	1,625,569.08	253,077.98	42,632,561.83	138,505,587.36
	20	MAIGATARI	80,424,359.71	(6,627,083.41)	15,968,609.85	5,098,534.43	1,639,624.86	255,266.27	43,232,667.11	139,991,978.82
	21	MALAM MADORI	75,341,499.08	(6,627,083.41)	14,959,385.55	4,776,304.45	1,535,999.73	239,133.31	41,617,976.32	131,843,215.03
	22	MIGA	69,107,677.06	(6,627,083.41)	13,721,632.81	4,381,108.81	1,408,909.76	219,347.21	38,707,527.49	120,919,119.73
	23	RINGIM	84,810,219.66	(6,627,083.41)	16,839,441.61	5,376,577.78	1,729,040.12	269,186.95	44,318,626.51	146,716,009.22
	24	RONI	62,717,874.64	(6,627,083.41)	12,452,909.47	3,976,024.74	1,278,639.79	199,066.03	34,242,910.11	108,240,341.37
	25	SULE TAKARKAR	78,718,422.03	(6,627,083.41)	15,629,888.43	4,990,385.83	1,604,845.63	249,851.63	38,921,472.70	133,487,782.85
	26	TAURA	71,594,005.87	(6,627,083.41)	14,215,304.31	4,538,730.62	1,459,598.96	227,238.80	39,001,580.84	124,409,376.00
	27	YANKWASHI	66,340,770.51	(6,627,083.41)	13,172,251.36	4,205,699.67	1,352,500.38	210,565.07	35,825,663.51	114,480,367.08
<b>JIGAWA TOTAL</b>		<b>2,074,407,303.68</b>	<b>(178,931,252.07)</b>	<b>411,882,681.08</b>	<b>131,507,880.30</b>	<b>42,291,288.38</b>	<b>6,584,152.00</b>	<b>1,122,847,048.33</b>	<b>3,610,589,101.70</b>	

KADUNA	1	BIRNIN GWARI	124,209,048.54	(6,627,083.41)	24,662,252.12	7,874,282.29	2,532,270.63	394,238.52	49,830,064.35	202,875,073.04
	2	CHIKUN	126,299,032.16	(6,627,083.41)	25,077,227.55	8,006,777.63	2,574,879.48	400,872.11	60,054,174.90	215,785,880.42
	3	GIWA	104,522,535.09	(6,627,083.41)	20,753,408.41	6,626,247.90	2,130,918.39	331,753.68	52,835,354.87	180,573,134.93
	4	KAJURU	80,480,856.71	(6,627,083.41)	15,979,827.58	5,102,116.08	1,640,776.68	255,445.59	37,346,692.42	134,178,631.65
	5	IGABI	132,306,895.24	(6,627,083.41)	26,270,115.15	8,387,648.52	2,697,362.79	419,941.02	65,522,261.47	228,977,140.77
	6	IKARA	88,633,685.07	(6,627,083.41)	17,598,607.46	5,618,967.90	1,806,989.75	281,322.60	44,674,470.12	151,986,959.49
	7	JABA	77,288,399.05	(6,627,083.41)	15,345,951.09	4,899,728.96	1,575,691.51	245,312.75	41,273,491.26	134,001,491.20
	8	JEMAA	102,981,724.23	(6,627,083.41)	20,447,473.65	6,528,567.58	2,099,505.62	326,863.16	52,156,729.50	177,913,780.32
	9	KACHIA	113,599,554.22	(6,627,083.41)	22,555,690.43	7,201,689.15	2,315,973.10	360,564.07	49,116,413.72	188,522,801.27
	10	KADUNA NORTH	107,317,600.29	(6,627,083.41)	21,308,380.88	6,803,442.17	2,187,901.85	340,625.20	59,122,873.63	190,453,740.61
	11	KADUNA SOUTH	114,578,325.78	(6,627,083.41)	22,750,029.82	7,263,738.77	2,335,927.48	363,670.68	63,066,170.51	203,730,779.62
	12	KAGARKO	99,015,617.53	(6,627,083.41)	19,659,985.74	6,277,134.66	2,018,647.94	314,274.77	48,822,536.82	169,481,114.06
	13	KAURA	85,783,932.62	(6,627,083.41)	17,032,776.59	5,438,306.70	1,748,891.37	272,277.51	47,202,376.10	150,851,477.48
	14	KAURU	88,329,293.67	(6,627,083.41)	17,538,169.21	5,599,670.88	1,800,784.07	280,356.46	42,564,308.71	149,485,499.59
	15	KUBAU	102,249,804.32	(6,627,083.41)	20,302,147.74	6,482,167.22	2,084,583.85	324,540.05	52,448,753.67	177,264,913.45
	16	KUDAN	79,308,379.09	(6,627,083.41)	15,747,027.00	5,027,786.40	1,616,873.18	251,724.15	39,827,927.46	135,152,633.87
	17	LERE	110,351,505.95	(6,627,083.41)	21,910,776.18	6,995,777.83	2,249,754.59	350,254.79	56,782,004.29	192,012,990.22
	18	MAKARFI	74,223,980.92	(6,627,083.41)	14,737,497.41	4,705,458.94	1,513,216.70	235,586.31	40,469,057.28	129,257,714.17
	19	SABON GARI	97,938,448.16	(6,627,083.41)	19,446,109.03	6,208,847.07	1,996,687.51	310,855.84	52,874,526.69	172,148,390.90
	20	SANGA	82,114,245.70	(6,627,083.41)	16,304,144.14	5,205,665.43	1,674,076.85	260,629.95	40,740,260.40	139,671,939.07
	21	SOBA	104,665,708.23	(6,627,083.41)	20,781,836.07	6,635,324.42	2,133,837.29	332,208.11	53,439,077.36	181,360,908.06
	22	ZANGON KATAF	117,099,826.32	(6,627,083.41)	23,250,684.83	7,423,590.30	2,387,333.73	371,673.90	55,477,070.87	199,383,096.53
	23	ZARIA	119,569,039.80	(6,627,083.41)	23,740,958.01	7,580,127.08	2,437,674.00	379,511.16	63,578,580.30	210,658,806.94
<b>KADUNA TOTAL</b>			<b>2,332,867,438.70</b>	<b>(152,422,918.43)</b>	<b>463,201,076.07</b>	<b>147,893,063.88</b>	<b>47,560,558.35</b>	<b>7,404,502.38</b>	<b>1,169,225,176.71</b>	<b>4,015,728,897.65</b>
KANO	1	AJINGI	76,729,858.65	(6,627,083.41)	15,235,050.44	4,864,320.06	1,564,304.45	243,539.95	45,667,477.54	137,677,467.68
	2	ALBASU	78,591,540.23	(6,627,083.41)	15,604,695.49	4,982,342.11	1,602,258.87	249,448.91	47,080,486.37	141,483,688.58
	3	BAGWAI	71,660,000.94	(6,627,083.41)	14,228,407.92	4,542,914.41	1,460,944.42	227,448.26	44,671,419.24	130,164,051.78
	4	BEBEJI	77,741,194.08	(6,627,083.41)	15,435,855.53	4,928,434.08	1,584,922.72	246,749.92	46,966,323.45	140,276,396.36
	5	BICHI	94,224,886.40	(6,627,083.41)	18,708,765.04	5,973,424.34	1,920,978.51	299,069.03	54,751,282.20	169,251,322.10
	6	BUNKURE	75,069,430.50	(6,627,083.41)	14,905,365.14	4,759,056.56	1,530,453.03	238,269.77	45,381,099.75	135,256,591.33
	7	DALA	121,170,226.10	(6,627,083.41)	24,058,880.58	7,681,634.92	2,470,317.65	384,593.32	67,250,799.27	216,389,368.43
	8	DANBATTI	82,555,187.91	(6,627,083.41)	16,391,695.15	5,233,619.14	1,683,066.41	262,029.50	48,652,211.67	148,150,726.37
	9	DAWAKIN KUDU	88,743,622.44	(6,627,083.41)	17,620,436.00	5,625,937.42	1,809,231.06	281,671.54	50,189,176.39	157,642,991.44
	10	DAWAKIN TOFA	89,365,157.63	(6,627,083.41)	17,743,844.55	5,665,339.89	1,821,902.40	283,644.29	52,172,999.85	160,425,805.20
	11	DOGUWA	82,829,150.35	(6,627,083.41)	16,446,091.59	5,250,987.10	1,688,651.73	262,899.05	43,642,188.41	143,492,884.83
	12	FAGGE	81,146,385.95	(6,627,083.41)	16,111,971.33	5,144,307.58	1,654,344.93	257,557.97	47,845,836.75	145,533,321.10
	13	GABASAWA	84,786,500.57	(6,627,083.41)	16,834,732.08	5,375,074.10	1,728,556.56	269,111.67	48,924,561.71	151,291,453.28
	14	GARKO	75,629,938.98	(6,627,083.41)	15,016,656.56	4,794,590.22	1,541,880.21	240,048.81	44,640,805.23	135,236,836.59
	15	GARUN MALLAM	75,235,283.67	(6,627,083.41)	14,938,296.01	4,769,570.88	1,533,834.30	238,796.18	40,581,933.83	130,670,631.46
	16	GAYA	81,312,102.51	(6,627,083.41)	16,144,875.08	5,154,813.24	1,657,723.42	258,083.96	48,038,872.67	145,939,387.48
	17	GEZAWA	92,852,784.31	(6,627,083.41)	18,436,328.14	5,886,439.38	1,893,005.23	294,713.99	55,189,759.59	167,925,947.23
	18	GWALE	111,634,272.10	(6,627,083.41)	22,165,475.03	7,077,099.31	2,275,906.56	354,326.28	62,246,863.52	199,126,859.39
	19	GWARZO	76,751,319.78	(6,627,083.41)	15,239,311.64	4,865,680.60	1,564,741.98	243,608.07	46,536,492.09	138,574,070.75
	20	KABO	73,955,008.37	(6,627,083.41)	14,684,091.73	4,688,407.32	1,507,733.12	234,732.60	43,875,719.52	132,318,609.25
	21	KANO MUNICIPAL	107,753,211.37	(6,627,083.41)	21,394,873.38	6,831,057.91	2,196,782.73	342,007.82	62,552,650.77	194,443,500.57
	22	KARAYE	71,713,948.60	(6,627,083.41)	14,239,119.47	4,546,334.44	1,462,044.26	227,619.49	42,779,878.95	128,341,861.79
	23	KIBIYA	72,374,064.48	(6,627,083.41)	14,370,188.37	4,588,182.75	1,475,502.15	229,714.70	42,367,780.78	128,778,349.82
	24	KIRU	93,371,251.33	(6,627,083.41)	18,539,272.04	5,919,307.80	1,903,575.31	296,359.60	53,664,528.78	167,067,211.45
	25	KUMBOTSO	95,404,715.04	(6,627,083.41)	18,943,025.19	6,048,220.05	1,945,031.87	302,813.79	56,416,966.94	172,433,689.47

KANO	26	KUNCHI	73,158,226.94	(6,627,083.41)	14,525,887.28	4,637,895.04	1,491,489.00	232,203.62	40,098,814.67	127,517,433.14
	27	KURA	71,646,316.91	(6,627,083.41)	14,225,690.90	4,542,046.90	1,460,665.44	227,404.83	43,061,669.04	128,536,710.61
	28	MADOBI	71,711,172.76	(6,627,083.41)	14,238,568.31	4,546,158.47	1,461,987.66	227,610.68	42,357,811.37	127,916,225.85
	29	MAKODA	84,989,640.29	(6,627,083.41)	16,875,066.36	5,387,952.22	1,732,698.00	269,756.43	49,925,384.15	152,553,414.04
	30	MINJIBIR	85,654,512.35	(6,627,083.41)	17,007,079.63	5,430,102.05	1,746,252.86	271,866.73	49,166,209.51	152,648,939.72
	31	NASSARAWA	148,094,381.89	(6,627,083.41)	29,404,789.97	9,388,502.54	3,019,224.91	470,050.37	82,945,290.24	266,695,156.51
	32	RANO	74,177,205.94	(6,627,083.41)	14,728,210.03	4,702,493.62	1,512,263.09	235,437.85	43,135,601.45	131,864,128.58
	33	RIMIN GADO	73,411,033.15	(6,627,083.41)	14,576,083.06	4,653,921.79	1,496,643.00	233,006.03	39,549,350.45	127,292,954.07
	34	ROGO	87,874,865.96	(6,627,083.41)	17,447,940.59	5,570,862.26	1,791,519.58	278,914.11	50,396,769.40	156,733,788.49
	35	SHANONO	72,505,234.32	(6,627,083.41)	14,396,232.72	4,596,498.31	1,478,176.33	230,131.03	42,709,299.08	129,288,488.38
	36	SUMAILA	91,768,628.32	(6,627,083.41)	18,221,064.21	5,817,708.88	1,870,902.36	291,272.88	52,683,468.70	164,025,961.94
	37	TAKAI	80,587,567.29	(6,627,083.41)	16,001,015.43	5,108,881.04	1,642,952.20	255,784.29	48,191,236.95	145,160,353.79
	38	TARAUUNI	83,799,274.57	(6,627,083.41)	16,638,714.02	5,312,488.51	1,708,429.82	265,978.22	49,834,336.13	150,932,137.86
	39	TOFA	65,971,274.01	(6,627,083.41)	13,098,886.21	4,182,275.29	1,344,967.39	209,392.29	38,926,836.07	117,106,547.84
	40	TSANYAWA	72,735,672.44	(6,627,083.41)	14,441,987.22	4,611,107.03	1,482,874.31	230,862.44	44,215,561.56	131,090,981.58
	41	TUDUN WADA	89,685,667.26	(6,627,083.41)	17,807,483.14	5,685,658.73	1,828,436.69	284,661.58	50,749,668.71	159,414,492.70
	42	UNGOGO	104,857,942.94	(6,627,083.41)	20,820,005.11	6,647,511.21	2,137,756.41	332,818.26	62,917,195.76	191,086,146.29
	43	WARAWA	68,430,500.31	(6,627,083.41)	13,587,176.39	4,338,178.92	1,395,104.05	217,197.85	41,666,481.63	123,007,555.73
	44	WUDIL	80,464,742.59	(6,627,083.41)	15,976,628.05	5,101,094.52	1,640,448.15	255,394.44	46,642,538.33	143,453,762.67
<b>KANO TOTAL</b>			<b>3,714,124,902.51</b>	<b>(291,591,670.04)</b>	<b>737,455,812.08</b>	<b>235,458,432.98</b>	<b>75,720,485.11</b>	<b>11,788,602.39</b>	<b>2,161,261,638.50</b>	<b>6,644,218,203.52</b>
KATSINA	1	BAKORI	81,763,953.26	(6,627,083.41)	16,234,592.03	5,183,458.50	1,666,935.38	259,518.13	40,192,942.26	138,674,316.15
	2	BATAGARAWA	84,252,960.28	(6,627,083.41)	16,728,795.31	5,341,250.10	1,717,679.18	267,418.21	43,298,809.08	144,979,828.75
	3	BATSARI	91,659,261.19	(6,627,083.41)	18,199,348.88	5,810,775.51	1,868,672.68	290,925.75	45,451,759.54	156,653,660.13
	4	BAURE	85,939,673.15	(6,627,083.41)	17,063,699.56	5,448,179.94	1,752,066.48	272,771.83	44,432,498.11	148,281,805.65
	5	BINDAWA	80,372,346.15	(6,627,083.41)	15,958,282.33	5,095,237.01	1,638,564.45	255,101.18	40,456,293.37	137,148,741.09
	6	CHARANCHI	75,179,064.71	(6,627,083.41)	14,927,133.49	4,766,006.86	1,532,688.16	238,617.74	39,155,594.74	129,172,022.30
	7	DAN-MUSA	75,425,090.64	(6,627,083.41)	14,975,983.02	4,781,603.77	1,537,703.93	239,398.63	37,045,080.43	127,377,777.01
	8	DANDUME	80,757,633.85	(6,627,083.41)	16,034,782.89	5,119,662.48	1,646,419.38	256,324.08	39,872,509.69	137,060,248.96
	9	DANJA	75,746,820.95	(6,627,083.41)	15,039,863.98	4,802,000.00	1,544,263.10	240,419.80	38,104,837.05	128,851,121.47
	10	DAURA	91,327,453.42	(6,627,083.41)	18,133,466.99	5,789,740.42	1,861,908.06	289,872.60	46,399,558.86	157,174,916.93
	11	DUTSI	75,374,109.62	(6,627,083.41)	14,965,860.51	4,778,371.81	1,536,664.57	239,236.81	37,603,720.03	127,870,879.95
	12	DUTSINMA	83,715,908.17	(6,627,083.41)	16,622,161.25	5,307,203.47	1,706,730.21	265,713.62	41,983,906.25	142,974,539.56
	13	FASKARI	91,231,361.23	(6,627,083.41)	18,114,387.47	5,783,648.62	1,859,949.01	289,567.60	44,309,865.60	154,961,696.12
	14	FUNTUA	91,018,043.49	(6,627,083.41)	18,072,032.29	5,770,125.25	1,855,600.06	288,890.53	46,915,674.10	157,293,282.32
	15	INGAWA	79,481,997.27	(6,627,083.41)	15,781,499.65	5,038,792.99	1,620,412.76	252,275.22	41,991,140.69	137,539,035.16
	16	JIBIA	89,542,455.09	(6,627,083.41)	17,779,047.73	5,676,579.74	1,825,517.00	284,207.03	41,990,699.57	150,471,422.74
	17	KAFUR	92,433,438.61	(6,627,083.41)	18,353,065.21	5,859,854.79	1,884,455.96	293,382.99	44,914,117.44	157,111,231.59
	18	KAITA	88,484,213.86	(6,627,083.41)	17,568,929.29	5,609,492.11	1,803,942.46	280,848.18	43,283,457.96	150,403,800.45
	19	KANKARA	97,033,033.01	(6,627,083.41)	19,266,334.88	6,151,447.92	1,978,228.66	307,982.06	48,694,992.41	166,804,935.53
	20	KANKIA	77,269,586.65	(6,627,083.41)	15,342,215.80	4,898,536.34	1,575,307.98	245,253.04	40,374,950.08	133,078,766.48
	21	KATSINA	106,420,642.24	(6,627,083.41)	21,130,285.92	6,746,579.16	2,169,615.42	337,778.26	55,110,701.85	185,288,519.43
	22	KURFI	74,882,138.05	(6,627,083.41)	14,868,177.40	4,747,183.08	1,526,634.66	237,675.30	37,388,275.00	127,023,000.09
	23	KUSADA	70,743,770.11	(6,627,083.41)	14,046,486.27	4,484,829.59	1,442,265.06	224,540.15	35,772,525.52	120,087,333.29
	24	MAIADUA	86,058,735.97	(6,627,083.41)	17,087,340.00	5,455,727.97	1,754,493.83	273,149.73	44,763,605.89	148,765,969.98
	25	MALUMFASHI	85,638,776.48	(6,627,083.41)	17,003,955.20	5,429,104.47	1,745,932.05	271,816.78	43,152,796.99	146,615,298.56
	26	MANI	81,234,533.84	(6,627,083.41)	16,129,473.48	5,149,895.75	1,656,142.02	257,837.75	42,627,506.37	140,428,305.80
	27	MASHI	82,940,643.71	(6,627,083.41)	16,468,229.09	5,258,055.27	1,690,924.76	263,252.93	42,289,428.83	142,283,451.18
	28	MATAZU	69,862,113.58	(6,627,083.41)	13,871,429.49	4,428,936.62	1,424,290.59	221,741.78	37,189,239.79	120,370,668.45
	29	MUSAWA	83,594,438.90	(6,627,083.41)	16,598,043.00	5,299,502.87	1,704,253.80	265,328.07	42,164,149.58	142,998,632.81
	30	RIMI	75,407,215.37	(6,627,083.41)	14,972,433.80	4,780,470.56	1,537,339.50	239,341.89	40,578,749.43	130,888,467.15
	31	SABUWA	78,128,485.41	(6,627,083.41)	15,512,753.92	4,952,986.57	1,592,818.49	247,979.18	39,017,699.34	132,825,639.50
	32	SAFANA	83,830,260.99	(6,627,083.41)	16,644,866.51	5,314,452.91	1,709,061.54	266,076.57	43,228,582.12	144,366,217.22
	33	SANDAMU	81,247,314.44	(6,627,083.41)	16,132,011.13	5,150,705.98	1,656,402.58	257,878.32	39,126,833.45	136,944,062.48
	34	ZANGO	79,629,034.31	(6,627,083.41)	15,810,694.50	5,048,114.46	1,623,410.43	252,741.91	40,666,886.03	136,403,798.23
<b>KATSINA TOTAL</b>			<b>2,827,626,508.00</b>	<b>(225,320,835.94)</b>	<b>561,437,662.29</b>	<b>179,258,512.86</b>	<b>57,647,294.18</b>	<b>8,974,863.66</b>	<b>1,429,549,387.45</b>	<b>4,839,173,392.51</b>

KEBBI	1	ALIERU	63,756,088.62	(6,627,083.41)	12,659,051.42	4,041,842.73	1,299,806.03	202,361.31	32,992,397.00	108,324,463.70
	2	AREWA	104,174,924.10	(6,627,083.41)	20,684,388.72	6,604,210.96	2,123,831.59	330,650.37	43,407,955.43	170,698,877.75
	3	ARGUNGU	87,745,679.58	(6,627,083.41)	17,422,290.07	5,562,672.43	1,788,885.83	278,504.08	44,418,482.60	150,589,431.18
	4	AUGIE	72,448,835.44	(6,627,083.41)	14,385,034.48	4,592,922.89	1,477,026.52	229,952.02	37,519,565.79	124,026,253.71
	5	BAGUDO	96,487,726.01	(6,627,083.41)	19,158,061.78	6,116,877.96	1,967,111.40	306,251.26	48,153,304.21	165,562,249.21
	6	BIRNIN-KEBBI	118,046,895.99	(6,627,083.41)	23,438,729.67	7,483,630.16	2,406,641.80	374,679.89	50,853,248.60	195,976,742.70
	7	BUNZA	80,422,083.51	(6,627,083.41)	15,968,157.90	5,098,390.13	1,639,578.46	255,259.04	37,887,816.22	134,644,201.85
	8	DANDI KAMBA	85,436,783.70	(6,627,083.41)	16,963,848.65	5,416,299.06	1,741,813.99	271,175.66	39,900,400.98	143,103,238.62
	9	DANKO/WASAGU	106,139,304.43	(6,627,083.41)	21,074,425.07	6,728,743.64	2,163,879.74	336,885.29	50,569,429.33	180,385,584.08
	10	FAKAI	73,905,579.10	(6,627,083.41)	14,674,277.33	4,685,273.73	1,506,725.39	234,575.71	37,865,848.23	126,245,196.09
	11	GWANDU	78,063,579.78	(6,627,083.41)	15,499,866.63	4,948,871.85	1,591,495.25	247,773.17	40,495,565.66	134,220,068.92
	12	JEGA	86,121,096.66	(6,627,083.41)	17,099,721.99	5,459,681.35	1,755,765.19	273,347.66	44,230,387.27	148,312,916.72
	13	KALGO	71,671,564.01	(6,627,083.41)	14,230,703.82	4,543,647.45	1,461,180.15	227,484.96	34,706,605.40	120,214,102.39
	14	KOKO/BESSE	82,247,803.66	(6,627,083.41)	16,330,662.65	5,214,132.39	1,676,799.72	261,053.86	40,811,939.89	139,915,308.77
	15	MAIYAMA	95,152,920.96	(6,627,083.41)	18,893,030.37	6,032,257.46	1,939,898.50	302,014.60	42,671,807.47	158,364,845.96
	16	NGASKI	76,235,929.39	(6,627,083.41)	15,136,978.61	4,833,007.22	1,554,234.63	241,972.22	38,179,399.27	129,554,437.95
	17	SAKABA	75,128,131.05	(6,627,083.41)	14,917,020.39	4,762,777.90	1,531,649.76	238,456.08	35,106,616.76	125,057,568.53
	18	SHANGA	77,964,165.20	(6,627,083.41)	15,480,127.42	4,942,569.42	1,589,468.47	247,457.63	38,389,374.36	131,986,079.09
	19	SURU	94,326,209.94	(6,627,083.41)	18,728,883.27	5,979,847.79	1,923,044.21	299,390.63	40,425,956.27	155,056,248.69
	20	YAURI	72,483,171.17	(6,627,083.41)	14,391,851.99	4,595,099.61	1,477,726.52	230,061.00	35,974,749.06	122,525,575.95
	21	ZURU	86,577,369.23	(6,627,083.41)	17,190,316.92	5,488,606.93	1,765,067.30	274,795.87	41,777,295.95	146,446,368.79
KEBBI TOTAL			1,784,535,841.54	(139,168,751.61)	354,327,429.14	113,131,363.07	36,381,630.44	5,664,102.32	856,338,145.76	3,011,209,760.66
KOGI	1	ADAVI	92,477,058.96	(6,627,083.41)	18,361,726.22	5,862,620.12	1,885,345.26	293,521.44	44,611,133.36	156,864,321.94
	2	AJAKUTA	81,770,588.99	(6,627,083.41)	16,235,909.59	5,183,879.18	1,667,070.66	259,539.19	37,564,351.74	136,054,255.93
	3	ANKPA	103,198,446.06	(6,627,083.41)	20,490,504.72	6,542,306.74	2,103,923.97	327,551.03	50,359,774.88	176,395,423.99
	4	BASSA	81,711,472.66	(6,627,083.41)	16,224,171.78	5,180,131.47	1,665,865.45	259,351.55	39,123,460.88	137,537,370.39
	5	DEKINA	111,724,963.39	(6,627,083.41)	22,183,482.18	7,082,848.72	2,277,755.50	354,614.13	49,738,583.87	186,735,164.38
	6	IBAJI	86,866,976.70	(6,627,083.41)	17,247,819.75	5,506,966.71	1,770,971.57	275,715.08	38,076,761.53	143,118,127.94
	7	IDAH	72,889,282.45	(6,627,083.41)	14,472,487.17	4,620,845.20	1,486,005.98	231,349.99	33,814,267.23	120,887,154.62
	8	IGALAMELA	85,411,781.17	(6,627,083.41)	16,958,884.29	5,414,714.01	1,741,304.26	271,096.30	39,831,641.57	143,002,338.19
	9	IJUMU	83,763,665.44	(6,627,083.41)	16,631,643.67	5,310,231.06	1,707,703.85	265,865.20	37,353,317.95	138,405,343.75
	10	KABBA/BUNU	88,557,198.45	(6,627,083.41)	17,583,420.70	5,614,119.00	1,805,430.40	281,079.83	39,604,550.87	146,818,715.84
	11	KOGI	77,955,894.26	(6,627,083.41)	15,478,485.19	4,942,045.08	1,589,299.84	247,431.38	36,997,860.12	130,583,932.46
	12	KOTON KARFE	99,526,857.72	(6,627,083.41)	19,761,494.73	6,309,544.93	2,029,070.68	315,897.44	43,999,470.63	165,315,252.73
	13	MOPA-MURO	65,693,666.01	(6,627,083.41)	13,043,765.92	4,164,676.22	1,339,307.75	208,511.16	30,657,759.36	108,480,603.01
	14	OFU	95,508,726.43	(6,627,083.41)	18,963,677.11	6,054,813.89	1,947,152.37	303,143.92	43,726,679.47	159,877,109.79
	15	OGORI/MAGONGO	63,776,942.53	(6,627,083.41)	12,663,192.05	4,043,164.77	1,300,231.19	202,427.50	30,268,246.75	105,627,121.37
	16	OKEHI	92,462,031.75	(6,627,083.41)	18,358,742.50	5,861,667.47	1,885,038.89	293,473.74	44,417,479.86	156,651,350.81
	17	OKENE	115,638,750.90	(6,627,083.41)	22,960,581.88	7,330,964.84	2,357,546.54	367,036.46	55,027,485.81	197,055,283.02
	18	OLAMABORO	87,350,795.87	(6,627,083.41)	17,343,884.17	5,537,638.62	1,780,835.27	277,250.72	40,901,985.17	146,565,306.42
	19	OMALA	82,707,746.77	(6,627,083.41)	16,421,986.38	5,243,290.67	1,686,176.66	262,513.72	36,336,350.37	136,030,981.15
	20	YAGBA EAST	88,682,700.59	(6,627,083.41)	17,608,339.70	5,622,075.26	1,807,989.04	281,478.17	39,920,131.07	147,295,630.42
	21	YAGBA WEST	86,772,959.73	(6,627,083.41)	17,229,152.27	5,501,006.47	1,769,054.83	275,416.67	39,137,312.18	144,057,818.74
KOGI TOTAL			1,844,448,506.83	(139,168,751.61)	366,223,351.97	116,929,550.44	37,603,079.96	5,854,264.64	851,468,604.67	3,083,358,606.90

KWARA	1	ASA	74,941,684.07	(6,627,083.41)	14,880,000.52	4,750,958.02	1,527,848.64	237,864.30	40,212,736.06	129,924,008.19
	2	BARUTEN	123,237,254.97	(6,627,083.41)	24,469,298.24	7,812,675.04	2,512,458.51	391,154.05	47,537,514.11	199,333,271.52
	3	EDU	94,453,620.23	(6,627,083.41)	18,754,181.14	5,987,925.01	1,925,641.74	299,795.03	46,832,597.74	161,626,677.48
	4	EKITI	57,520,153.47	(6,627,083.41)	11,420,879.10	3,646,513.12	1,172,672.98	182,568.50	33,897,161.80	101,212,865.57
	5	IFELODUN	99,803,468.97	(6,627,083.41)	19,816,417.11	6,327,080.81	2,034,710.00	316,775.40	47,236,049.88	168,907,418.76
	6	ILORIN EAST	85,779,812.26	(6,627,083.41)	17,031,958.48	5,438,045.49	1,748,807.37	272,264.43	47,083,244.48	150,727,049.09
	7	ILORIN SOUTH	86,704,280.06	(6,627,083.41)	17,215,515.62	5,496,652.50	1,767,654.65	275,198.68	47,469,757.45	152,301,975.54
	8	ILORIN WEST	102,243,368.82	(6,627,083.41)	20,300,869.94	6,481,759.24	2,084,452.65	324,519.63	61,230,624.87	186,038,511.73
	9	IREPODUN	73,915,252.47	(6,627,083.41)	14,676,198.02	4,685,886.98	1,506,922.61	234,606.41	42,169,121.60	130,560,904.68
	10	KAI AMA	98,294,504.62	(6,627,083.41)	19,516,805.61	6,231,419.42	2,003,946.49	311,985.96	40,012,377.47	159,743,956.17
	11	MORO	77,920,939.14	(6,627,083.41)	15,471,544.70	4,939,829.09	1,588,587.21	247,320.43	38,656,185.43	132,197,322.59
	12	OFFA	69,211,936.06	(6,627,083.41)	13,742,333.89	4,387,718.36	1,411,035.31	219,678.13	36,969,503.18	119,315,121.52
	13	OKE-ERO	57,910,791.99	(6,627,083.41)	11,498,442.10	3,671,277.81	1,180,636.99	183,808.39	34,141,456.35	101,959,330.22
	14	OSIN	57,665,222.37	(6,627,083.41)	11,449,683.17	3,655,709.82	1,175,630.53	183,028.95	34,328,404.76	101,830,596.18
	15	OYUN	65,844,090.96	(6,627,083.41)	13,073,633.45	4,174,212.47	1,342,374.49	208,988.61	37,373,484.67	115,389,701.23
	16	PATEGI	79,694,134.73	(6,627,083.41)	15,823,620.47	5,052,241.53	1,624,737.64	252,948.54	38,967,177.95	134,787,777.45
<b>KWARA TOTAL</b>			<b>1,305,140,515.19</b>	<b>(106,033,334.56)</b>	<b>259,141,381.56</b>	<b>82,739,904.71</b>	<b>26,608,117.80</b>	<b>4,142,505.44</b>	<b>674,117,397.79</b>	<b>2,245,856,487.93</b>
LAGOS	1	AGEGE	111,835,765.37	(6,627,083.41)	22,205,482.40	7,089,873.05	2,280,014.44	354,965.81	355,332,014.51	492,471,032.19
	2	AJEROMI/IFELODUN	143,750,095.17	(6,627,083.41)	28,542,212.76	9,113,094.75	2,930,657.21	456,261.64	375,109,021.13	553,274,259.25
	3	ALIMOSHO	231,824,440.99	(6,627,083.41)	46,029,760.95	14,696,603.11	4,726,243.62	735,808.90	427,480,072.60	718,865,846.75
	4	AMOWO-ODOFIN	90,607,077.25	(6,627,083.41)	17,990,433.14	5,744,071.88	1,847,221.63	287,586.13	342,824,116.08	452,673,422.71
	5	APAPA	76,177,543.70	(6,627,083.41)	15,125,385.88	4,829,305.84	1,553,044.31	241,786.91	333,930,700.60	425,230,683.83
	6	BADAGRY	85,163,683.41	(6,627,083.41)	16,909,623.39	5,398,985.76	1,736,246.25	270,308.84	336,024,363.97	438,876,128.21
	7	EPE	78,193,272.49	(6,627,083.41)	15,525,617.68	4,957,093.77	1,594,139.31	248,184.81	330,758,753.39	424,649,978.05
	8	ETI-OSA	94,331,864.69	(6,627,083.41)	18,730,006.05	5,980,206.27	1,923,159.49	299,408.58	340,143,757.61	454,781,319.27
	9	IBEJU-LEKKI	62,988,836.04	(6,627,083.41)	12,506,710.05	3,993,202.44	1,284,163.93	199,926.06	325,118,716.63	399,464,471.73
	10	IFAKO/IJAYE	107,402,307.33	(6,627,083.41)	21,325,199.84	6,808,812.21	2,189,628.79	340,894.05	352,503,438.33	483,943,197.13
	11	IKEJA	92,843,981.50	(6,627,083.41)	18,434,580.30	5,885,881.32	1,892,825.77	294,686.05	342,385,638.69	455,110,510.22
	12	IKORODU	127,655,869.57	(6,627,083.41)	25,346,633.58	8,092,794.88	2,602,541.55	405,178.70	362,008,869.44	519,484,804.31
	13	KOSOFE	138,115,402.45	(6,627,083.41)	27,423,419.77	8,755,881.15	2,815,781.79	438,377.17	373,458,158.17	544,379,937.09
	14	LAGOS ISLAND	74,349,656.67	(6,627,083.41)	14,762,450.88	4,713,426.21	1,515,778.88	235,985.21	333,231,518.84	422,181,733.27
	15	LAGOS MAINLAND	89,714,801.49	(6,627,083.41)	17,813,267.87	5,687,505.71	1,829,030.65	284,754.05	342,784,767.81	451,487,044.17
	16	MUSHIN	134,309,798.09	(6,627,083.41)	26,667,800.31	8,514,623.34	2,738,196.30	426,298.21	370,601,085.36	536,630,718.20
	17	OJO	130,323,349.51	(6,627,083.41)	25,876,273.43	8,261,900.84	2,656,923.91	413,645.26	367,518,686.35	528,423,695.88
	18	OSHODI/ISOLO	133,071,038.55	(6,627,083.41)	26,421,839.16	8,436,091.69	2,712,941.50	422,366.40	369,586,499.85	534,023,693.74
	19	SOMOLU	102,918,005.56	(6,627,083.41)	20,434,822.03	6,524,528.11	2,098,206.58	326,660.92	350,279,731.56	475,954,871.34
	20	SURULERE	117,725,102.75	(6,627,083.41)	23,374,836.21	7,463,229.95	2,400,081.34	373,658.52	359,217,083.00	503,926,908.38
<b>LAGOS TOTAL</b>			<b>2,223,301,892.59</b>	<b>(132,541,668.20)</b>	<b>441,446,355.67</b>	<b>140,947,112.28</b>	<b>45,326,827.25</b>	<b>7,056,742.22</b>	<b>7,090,296,993.92</b>	<b>9,815,834,255.72</b>
NASSARAWA	1	AKWANGA	77,027,686.75	(6,627,083.41)	15,294,185.51	4,883,200.99	1,570,376.32	244,485.25	37,186,834.17	129,579,685.59
	2	AWE	86,824,111.10	(6,627,083.41)	17,239,308.60	5,504,249.23	1,770,097.66	275,579.03	37,111,313.72	142,097,575.92
	3	DOMA	88,900,182.42	(6,627,083.41)	17,651,521.67	5,635,862.60	1,812,422.88	282,168.46	39,496,295.47	147,151,370.09
	4	KARU	104,890,100.39	(6,627,083.41)	20,826,390.12	6,649,549.85	2,138,412.01	332,920.33	45,307,664.84	173,517,954.12
	5	KEANA	74,896,045.56	(6,627,083.41)	14,870,938.79	4,748,064.75	1,526,918.20	237,719.44	34,171,574.25	123,824,177.58
	6	KEFFI	70,427,321.36	(6,627,083.41)	13,983,653.98	4,464,768.19	1,435,813.57	223,535.75	35,354,757.41	119,262,766.85
	7	KOKONA	80,469,540.26	(6,627,083.41)	15,977,580.65	5,101,398.67	1,640,545.97	255,409.67	36,862,078.58	133,679,470.38
	8	LAFIA	125,915,425.81	(6,627,083.41)	25,001,060.82	7,982,458.76	2,567,058.83	399,654.54	56,356,501.08	211,595,076.43
	9	NASSARAWA	116,691,434.47	(6,627,083.41)	23,169,596.83	7,397,700.14	2,379,007.78	370,377.67	43,927,652.09	187,308,685.57
	10	NASSARAWA EGGON	89,267,170.74	(6,627,083.41)	17,724,388.82	5,659,127.97	1,819,904.73	283,333.28	40,336,372.28	148,463,214.40
	11	OBI	85,445,932.98	(6,627,083.41)	16,965,665.28	5,416,879.08	1,742,000.52	271,204.70	40,313,874.94	143,528,474.09
	12	TOTO	90,780,170.84	(6,627,083.41)	18,024,801.63	5,755,045.22	1,850,750.51	288,135.53	37,685,039.77	147,756,860.09
	13	WAMBA	72,875,163.56	(6,627,083.41)	14,469,683.80	4,619,950.13	1,485,718.14	231,305.18	33,610,552.57	120,665,289.97
<b>NASSARAWA TOTAL</b>			<b>1,164,410,286.23</b>	<b>(86,152,084.33)</b>	<b>231,198,776.50</b>	<b>73,818,255.59</b>	<b>23,739,027.11</b>	<b>3,695,828.83</b>	<b>517,720,511.16</b>	<b>1,928,430,601.08</b>

NIGER	1	AGAIE	80,131,658.25	(6,627,083.41)	15,910,492.69	5,079,978.51	1,633,657.51	254,337.23	40,276,972.43	136,660,013.21
	2	AGWARA	68,798,492.26	(6,627,083.41)	13,660,242.81	4,361,507.92	1,402,606.36	218,365.86	33,616,527.32	115,430,659.12
	3	BIDA	78,788,556.51	(6,627,083.41)	15,643,813.94	4,994,832.04	1,606,275.47	250,074.24	45,153,511.53	139,809,980.32
	4	BORGU	128,256,196.21	(6,627,083.41)	25,465,831.07	8,130,852.83	2,614,780.51	407,084.13	43,722,857.73	201,970,519.06
	5	BOSSO	76,986,513.13	(6,627,083.41)	15,286,010.31	4,880,590.78	1,569,536.91	244,354.57	41,551,997.63	133,891,919.92
	6	EDATI	81,083,114.97	(6,627,083.41)	16,099,408.60	5,140,296.49	1,653,055.02	257,357.15	42,695,567.84	140,301,716.65
	7	GBAKO	76,800,927.55	(6,627,083.41)	15,249,161.48	4,868,825.50	1,565,753.35	243,765.52	39,796,941.14	131,898,291.14
	8	GURARA	68,626,494.69	(6,627,083.41)	13,626,091.93	4,350,604.07	1,399,099.82	217,819.94	36,577,440.75	118,170,467.78
	9	KATCHA	74,051,938.38	(6,627,083.41)	14,703,337.61	4,694,552.24	1,509,709.24	235,040.25	39,330,231.81	127,897,726.11
	10	KONTAGORA	81,551,985.88	(6,627,083.41)	16,192,504.98	5,170,020.75	1,662,613.97	258,845.34	41,956,508.47	140,165,395.97
	11	LAPAI	79,659,548.08	(6,627,083.41)	15,816,753.14	5,050,048.90	1,624,032.52	252,838.76	38,267,210.87	134,043,348.85
	12	LAVUN	92,693,509.19	(6,627,083.41)	18,404,703.37	5,876,342.07	1,889,758.06	294,208.45	47,071,166.37	159,602,604.11
	13	MAGAMA	94,952,548.60	(6,627,083.41)	18,853,245.56	6,019,554.78	1,935,813.48	301,378.62	44,577,579.86	160,013,037.49
	14	MARIGA	105,137,671.62	(6,627,083.41)	20,875,546.47	6,665,244.72	2,143,459.28	333,706.12	46,145,952.61	174,674,497.42
	15	MASHEGU	124,055,915.56	(6,627,083.41)	24,631,846.90	7,864,574.36	2,529,148.68	393,752.47	47,521,554.12	200,369,708.68
	16	MINNA	78,568,606.62	(6,627,083.41)	15,600,141.92	4,980,888.23	1,601,791.31	249,376.12	46,322,314.04	140,696,034.84
	17	MOKWA	106,641,239.46	(6,627,083.41)	21,174,086.47	6,760,564.01	2,174,112.77	338,478.43	50,160,799.82	180,622,197.55
	18	MUYA	72,033,865.98	(6,627,083.41)	14,302,640.47	4,566,615.73	1,468,566.46	228,634.91	37,695,866.88	123,669,107.03
	19	PAIKORO	82,902,683.17	(6,627,083.41)	16,460,691.86	5,255,648.74	1,690,150.86	263,132.45	42,498,385.35	142,443,609.02
	20	RAFI	95,618,960.48	(6,627,083.41)	18,985,564.57	6,061,802.22	1,949,399.73	303,493.81	44,601,929.91	160,894,067.31
	21	RIJAU	89,951,672.71	(6,627,083.41)	17,860,299.69	5,702,522.25	1,833,859.78	285,505.88	44,083,520.83	153,090,297.74
	22	SHIRORO	106,336,659.38	(6,627,083.41)	21,113,610.76	6,741,255.03	2,167,903.25	337,511.70	49,319,752.55	179,389,609.25
	23	SULEJA	77,766,669.19	(6,627,083.41)	15,440,913.72	4,930,049.08	1,585,442.08	246,830.78	47,658,831.95	141,001,653.39
	24	TAFA	63,289,725.02	(6,627,083.41)	12,566,452.88	4,012,277.42	1,290,298.20	200,881.08	35,921,930.28	110,654,481.46
	25	WUSHISHI	70,548,467.64	(6,627,083.41)	14,007,708.10	4,472,448.31	1,438,283.40	223,920.27	35,766,566.36	119,830,310.68
<b>NIGER TOTAL</b>			<b>2,155,233,620.53</b>	<b>(165,677,085.25)</b>	<b>427,931,101.29</b>	<b>136,631,896.96</b>	<b>43,939,108.01</b>	<b>6,840,694.07</b>	<b>1,062,291,918.47</b>	<b>3,667,191,254.09</b>
OGUN	1	ABEOKUTA NORTH	79,205,805.19	(6,627,083.41)	15,726,660.50	5,021,283.68	1,614,781.99	251,398.58	45,990,722.58	141,183,569.12
	2	ABEOKUTA SOUTH	81,767,874.50	(6,627,083.41)	16,235,370.61	5,183,707.09	1,667,015.32	259,530.57	50,309,239.65	148,795,654.34
	3	ADO-ODO/OTA	125,679,930.00	(6,627,083.41)	24,954,302.10	7,967,529.40	2,562,257.74	398,907.08	74,684,612.49	229,620,455.40
	4	EGBADO NORTH	82,635,609.03	(6,627,083.41)	16,407,663.11	5,238,717.47	1,684,705.97	262,284.75	44,270,073.78	143,871,970.71
	5	EGBADO SOUTH	74,056,269.71	(6,627,083.41)	14,704,197.61	4,694,826.82	1,509,797.55	235,054.00	43,125,268.42	131,698,330.71
	6	EWEKORO	56,332,737.48	(6,627,083.41)	11,185,112.44	3,571,236.41	1,148,464.93	178,799.65	33,094,634.91	98,883,902.42
	7	REMO NORTH	54,878,040.99	(6,627,083.41)	10,896,276.07	3,479,015.35	1,118,807.79	174,182.46	33,514,143.97	97,433,383.21
	8	IFO	123,226,315.38	(6,627,083.41)	24,467,126.14	7,811,981.53	2,512,235.49	391,119.33	74,532,159.99	226,313,854.44
	9	IJEBU EAST	73,334,980.59	(6,627,083.41)	14,560,982.49	4,649,100.41	1,495,092.51	232,764.64	37,950,529.40	125,596,366.62
	10	IJEBU NORTH	91,624,887.47	(6,627,083.41)	18,192,523.83	5,808,596.37	1,867,971.89	290,816.65	53,314,000.82	164,471,713.62
	11	IJEBU ODE	70,688,640.78	(6,627,083.41)	14,035,540.10	4,481,334.64	1,441,141.13	224,365.17	41,817,952.93	126,061,891.34
	12	IKENNE	63,864,094.81	(6,627,083.41)	12,680,496.52	4,048,689.82	1,302,007.97	202,704.12	38,703,881.20	114,174,791.04
	13	IJEBU NORTH EAST	57,589,957.11	(6,627,083.41)	11,434,738.92	3,650,938.35	1,174,096.08	182,790.06	34,195,504.31	101,600,941.42
	14	IMEKO-AFON	66,206,969.29	(6,627,083.41)	13,145,684.54	4,197,217.29	1,349,772.55	210,140.38	35,482,086.96	113,964,787.60
	15	IPOKIA	69,346,380.52	(6,627,083.41)	13,769,028.43	4,396,241.52	1,413,776.25	220,104.85	41,499,814.20	124,018,262.36
	16	OBAFEMI/OWODE	84,082,694.97	(6,627,083.41)	16,694,988.38	5,330,456.06	1,714,207.95	266,877.79	48,418,846.28	149,880,988.03
	17	ODEDAH	70,585,743.23	(6,627,083.41)	14,015,109.34	4,474,811.41	1,439,043.34	224,038.58	37,884,625.46	121,996,287.94
	18	ODOGBOLU	65,602,105.49	(6,627,083.41)	13,025,586.17	4,158,871.70	1,337,441.09	208,220.55	39,443,911.05	117,149,052.65
	19	OGUN WATERSIDE	62,311,648.12	(6,627,083.41)	12,372,251.41	3,950,271.84	1,270,357.98	197,776.67	34,663,184.12	108,138,406.73
	20	SHAGAMU	84,515,187.67	(6,627,083.41)	16,780,861.71	5,357,874.11	1,723,025.26	268,250.52	50,585,736.26	152,603,852.12
<b>OGUN TOTAL</b>			<b>1,537,535,872.35</b>	<b>(132,541,668.20)</b>	<b>305,284,500.42</b>	<b>97,472,701.28</b>	<b>31,346,000.79</b>	<b>4,880,126.42</b>	<b>893,480,928.77</b>	<b>2,737,458,461.83</b>



ONDO	1	AKOKO NORTH EAST	81,465,846.44	(6,627,083.41)	16,175,401.61	5,164,559.90	1,660,857.83	258,571.94	42,325,766.83	140,423,921.14
	2	AKOKO NORTH WEST	86,177,800.32	(6,627,083.41)	17,110,980.75	5,463,276.10	1,756,921.22	273,527.64	45,712,100.37	149,867,522.99
	3	AKOKO SOUTH WEST	87,736,094.13	(6,627,083.41)	17,420,386.83	5,562,064.76	1,788,690.41	278,473.65	47,096,700.81	153,255,327.19
	4	AKOKO SOUTH EAST	65,075,366.36	(6,627,083.41)	12,920,999.81	4,125,478.87	1,326,702.37	206,548.69	34,122,357.72	111,150,370.39
	5	AKURE NORTH	68,191,108.38	(6,627,083.41)	13,539,644.07	4,323,002.58	1,390,223.52	216,438.03	38,459,578.45	119,492,911.62
	6	AKURE SOUTH	104,793,697.59	(6,627,083.41)	20,807,248.92	6,643,438.35	2,136,446.63	332,614.35	58,012,317.56	186,098,679.98
	7	IDANRE	73,804,269.92	(6,627,083.41)	14,654,161.95	4,678,851.20	1,504,659.99	234,254.16	38,233,458.21	126,482,572.01
	8	IFEDORE	74,358,139.96	(6,627,083.41)	14,764,135.27	4,713,964.01	1,515,951.83	236,012.13	42,406,757.22	131,367,877.01
	9	OKITIPUPA	89,396,641.13	(6,627,083.41)	17,750,095.73	5,667,335.80	1,822,544.26	283,744.22	47,456,569.88	155,749,847.62
	10	ILAJE	97,006,326.03	(6,627,083.41)	19,261,032.09	6,149,754.82	1,977,684.18	307,897.29	52,489,796.27	170,565,407.28
	11	ESE-EDO	74,224,320.22	(6,627,083.41)	14,737,564.78	4,705,480.45	1,513,223.62	235,587.39	40,523,245.38	129,312,338.44
	12	ILE-OLUJI-OKEIGBO	76,827,036.71	(6,627,083.41)	15,254,345.57	4,870,480.71	1,566,285.64	243,848.39	42,101,763.99	134,236,677.59
	13	IRELE	71,396,624.52	(6,627,083.41)	14,176,113.38	4,526,217.55	1,455,574.92	226,612.31	39,657,583.38	124,811,642.64
	14	ODIGBO	89,291,221.73	(6,627,083.41)	17,729,164.25	5,660,652.70	1,820,395.06	283,409.62	47,173,015.28	155,330,775.22
	15	ONDO EAST	59,259,770.00	(6,627,083.41)	11,766,287.61	3,756,796.81	1,208,138.83	188,090.03	33,445,849.74	102,997,849.62
	16	ONDO WEST	97,940,270.01	(6,627,083.41)	19,446,470.77	6,208,962.57	1,996,724.65	310,861.62	51,877,251.30	171,153,457.51
	17	OSE	78,913,287.17	(6,627,083.41)	15,668,579.76	5,002,739.39	1,608,818.37	250,470.14	39,634,203.80	134,451,015.21
	18	OWO	92,586,193.43	(6,627,083.41)	18,383,395.35	5,869,538.75	1,887,570.20	293,867.83	46,161,517.64	158,554,999.79
<b>ONDO TOTAL</b>			<b>1,468,444,014.06</b>	<b>(119,287,501.38)</b>	<b>291,566,008.50</b>	<b>93,092,595.31</b>	<b>29,937,413.53</b>	<b>4,660,829.42</b>	<b>786,889,833.80</b>	<b>2,555,303,193.23</b>
OSUN	1	ATAKUMOSA EAST	57,862,040.04	(6,627,083.41)	11,488,762.18	3,668,187.16	1,179,643.08	183,653.65	33,776,355.37	101,531,558.07
	2	ATAKUMOSA WEST	58,024,351.07	(6,627,083.41)	11,520,989.75	3,678,476.93	1,182,952.14	184,168.82	33,109,905.02	101,073,760.33
	3	AIYEDADE	72,288,594.85	(6,627,083.41)	14,353,218.00	4,582,764.37	1,473,759.66	229,443.42	40,322,196.42	126,622,893.32
	4	AIYEDIRE	63,901,520.04	(6,627,083.41)	12,687,927.46	4,051,062.41	1,302,770.97	202,822.91	33,745,388.45	109,264,408.83
	5	BOLUWADURO	60,470,887.97	(6,627,083.41)	12,006,760.40	3,833,576.12	1,232,830.10	191,934.11	33,298,000.35	104,406,905.64
	6	BORIPE	68,873,371.25	(6,627,083.41)	13,675,110.36	4,366,254.90	1,404,132.93	218,603.52	39,348,723.68	121,259,113.23
	7	EDE NORTH	57,726,118.07	(6,627,083.41)	11,461,774.28	3,659,570.33	1,176,872.02	183,222.23	34,449,863.70	102,030,337.22
	8	EDE SOUTH	59,951,537.16	(6,627,083.41)	11,903,641.01	3,800,651.66	1,222,242.01	190,285.69	33,762,062.94	104,203,337.08
	9	EGBEDORE	58,965,311.51	(6,627,083.41)	11,707,821.58	3,738,129.50	1,202,135.66	187,155.42	33,620,903.22	102,794,373.48
	10	EJIGBO	66,937,280.54	(6,627,083.41)	13,290,691.04	4,243,515.66	1,364,661.53	212,458.39	38,756,117.51	118,177,641.26
	11	IFE CENTRAL	70,875,242.03	(6,627,083.41)	14,072,590.59	4,493,164.30	1,444,945.40	224,957.44	41,809,843.46	126,293,659.83
	12	IFE EAST	81,915,446.79	(6,627,083.41)	16,264,671.74	5,193,062.50	1,670,023.90	259,998.97	43,647,831.28	142,323,951.77
	13	IFE NORTH	76,357,012.01	(6,627,083.41)	15,161,020.10	4,840,683.30	1,556,703.16	242,356.54	40,613,514.80	132,144,206.50
	14	IFE SOUTH	66,559,665.64	(6,627,083.41)	13,215,713.95	4,219,576.61	1,356,963.03	211,259.84	38,994,059.87	117,930,155.53
	15	IFEDAYO	52,304,000.03	(6,627,083.41)	10,385,188.93	3,315,832.99	1,066,330.39	166,012.47	30,323,323.85	90,933,605.25
	16	IFELODUN	67,398,654.20	(6,627,083.41)	13,382,298.81	4,272,764.63	1,374,067.63	213,922.78	35,589,463.79	115,604,088.42
	17	ILA	59,421,128.76	(6,627,083.41)	11,798,326.10	3,767,026.21	1,211,428.48	188,602.18	32,528,150.51	102,287,578.84
	18	ILESHA EAST	61,947,170.03	(6,627,083.41)	12,299,882.69	3,927,165.61	1,262,927.31	196,619.82	36,457,419.64	109,464,101.68
	19	ILESHA WEST	65,645,068.59	(6,627,083.41)	13,034,116.69	4,161,595.37	1,338,316.98	208,356.92	36,190,010.19	113,950,381.32
	20	IREPODUN	64,965,496.14	(6,627,083.41)	12,899,184.59	4,118,513.60	1,324,462.43	206,199.96	37,596,490.39	114,483,263.69
	21	IREWOLE	70,290,218.40	(6,627,083.41)	13,956,431.58	4,456,076.50	1,433,018.43	223,100.58	39,722,885.17	123,454,647.25
	22	ISOKAN	63,800,031.17	(6,627,083.41)	12,667,776.40	4,044,628.48	1,300,701.90	202,500.78	36,156,661.21	111,545,216.53
	23	IWO	78,451,091.43	(6,627,083.41)	15,576,808.77	4,973,438.30	1,599,395.51	249,003.13	43,938,090.97	138,160,744.70
	24	OBOKUN	65,056,627.09	(6,627,083.41)	12,917,279.04	4,124,290.88	1,326,320.33	206,489.21	37,333,051.05	114,336,974.19
	25	ODO-OTIN	85,711,296.65	(6,627,083.41)	17,018,354.40	5,433,701.92	1,747,410.53	272,046.96	38,885,719.79	142,441,446.83
	26	OLA-OLUWA	58,667,384.07	(6,627,083.41)	11,648,666.78	3,719,242.27	1,196,061.76	186,209.80	33,811,292.40	102,601,773.66
	27	OLORUNDA	70,960,998.34	(6,627,083.41)	14,089,617.89	4,498,600.86	1,446,693.73	225,229.63	38,678,479.67	123,272,536.71
	28	ORIADE	71,188,524.48	(6,627,083.41)	14,134,794.20	4,513,024.97	1,451,332.35	225,951.80	40,165,597.35	125,052,141.74
	29	OROLU	62,733,149.69	(6,627,083.41)	12,455,942.40	3,976,993.10	1,278,951.21	199,114.51	36,147,838.72	110,164,906.22
	30	OSOGBO	69,795,326.01	(6,627,083.41)	13,858,168.52	4,424,702.59	1,422,928.98	221,529.80	40,878,189.28	123,973,761.78
<b>OSUN TOTAL</b>			<b>1,989,044,544.04</b>	<b>(198,812,502.30)</b>	<b>394,933,530.24</b>	<b>126,096,274.02</b>	<b>40,550,983.54</b>	<b>6,313,211.29</b>	<b>1,113,657,430.07</b>	<b>3,471,783,470.89</b>



OYO	1	AFUJO	68,691,869.17	(6,627,083.41)	13,639,072.32	4,354,748.51	1,400,432.62	218,027.44	49,889,958.05	131,567,024.70
	2	AKINYELE	79,771,752.24	(6,627,083.41)	15,839,031.77	5,057,162.12	1,626,320.04	253,194.90	56,699,679.57	152,620,057.23
	3	ATIBA	79,461,381.83	(6,627,083.41)	15,777,406.36	5,037,486.07	1,619,992.47	252,209.78	53,024,497.94	148,545,891.04
	4	ATISBO	85,133,521.57	(6,627,083.41)	16,903,634.62	5,397,073.63	1,735,631.33	270,213.11	47,827,173.37	150,640,164.22
	5	EGBEDA	86,376,497.85	(6,627,083.41)	17,150,433.02	5,475,872.61	1,760,972.10	274,158.31	62,894,297.59	167,305,148.06
	6	IBADAN NORTH	88,777,457.73	(6,627,083.41)	17,627,154.15	5,628,082.42	1,809,920.87	281,778.93	65,119,504.18	172,616,814.87
	7	IBADAN NORTH EAST	96,247,223.36	(6,627,083.41)	19,110,308.92	6,101,631.20	1,962,208.23	305,487.91	67,201,963.00	184,301,739.21
	8	IBADAN NORTH WEST	70,834,424.24	(6,627,083.41)	14,064,486.04	4,490,576.64	1,444,113.25	224,827.89	51,536,321.55	135,967,666.20
	9	IBADAN SOUTH EAST	84,065,512.64	(6,627,083.41)	16,691,576.76	5,329,366.78	1,713,857.66	266,823.26	61,524,430.69	162,964,484.38
	10	IBADAN SOUTH WEST	88,012,728.75	(6,627,083.41)	17,475,313.85	5,579,602.12	1,794,330.21	279,351.69	62,983,581.11	169,497,824.32
	11	IBARAPA CENTRAL	63,653,955.23	(6,627,083.41)	12,638,772.38	4,035,367.94	1,297,723.82	202,037.14	47,137,872.79	122,338,645.90
	12	IBARAPA NORTH	66,383,461.90	(6,627,083.41)	13,180,727.92	4,208,406.10	1,353,370.73	210,700.57	46,971,392.54	125,680,976.36
	13	IDO	65,075,919.05	(6,627,083.41)	12,921,109.55	4,125,513.90	1,326,713.64	206,550.44	47,162,752.19	124,191,475.37
	14	SAKI WEST	96,654,917.24	(6,627,083.41)	19,191,258.33	6,127,477.12	1,970,519.95	306,781.93	62,579,246.73	180,203,117.89
	15	IFELOJU	65,909,623.79	(6,627,083.41)	13,086,645.28	4,178,366.95	1,343,710.52	209,196.61	48,483,036.73	126,583,496.47
	16	IREPO	69,162,794.83	(6,627,083.41)	13,732,576.68	4,384,603.03	1,410,033.46	219,522.15	48,864,785.56	131,147,232.30
	17	ISEYIN	90,362,357.96	(6,627,083.41)	17,941,843.05	5,728,557.81	1,842,232.49	286,809.39	60,719,820.27	170,254,537.56
	18	ITESIWAJU	78,134,088.65	(6,627,083.41)	15,513,866.47	4,953,341.79	1,592,932.72	247,996.97	49,402,868.78	143,218,011.96
	19	IWAJOWA	71,728,235.78	(6,627,083.41)	14,241,956.25	4,547,240.18	1,462,335.53	227,664.84	47,137,961.02	132,718,310.18
	20	OLORUNSOGO	64,766,506.91	(6,627,083.41)	12,859,674.41	4,105,898.60	1,320,405.60	205,568.37	45,265,741.96	121,896,712.43
	21	KAJOLA	79,986,254.59	(6,627,083.41)	15,881,622.15	5,070,760.59	1,630,693.14	253,875.72	55,785,493.91	151,981,616.69
	22	LAGELU	74,088,438.41	(6,627,083.41)	14,710,584.85	4,696,866.17	1,510,453.38	235,156.10	51,106,049.07	139,720,464.57
	23	OGBOMOSHO NORTH	76,700,145.74	(6,627,083.41)	15,229,150.81	4,862,436.40	1,563,698.69	243,445.64	55,584,605.98	147,556,399.85
	24	OGBOMOSHO SOUTH	65,660,918.34	(6,627,083.41)	13,037,263.72	4,162,600.17	1,338,640.12	208,407.22	46,946,954.27	124,727,700.42
	25	OGO-OLUWA	60,086,207.05	(6,627,083.41)	11,930,380.31	3,809,189.12	1,224,987.55	190,713.14	43,803,415.45	114,417,809.20
	26	OLUYOLE	79,647,689.83	(6,627,083.41)	15,814,398.63	5,049,297.14	1,623,790.76	252,801.12	55,937,946.41	151,698,840.49
	27	ONA-ARA	86,778,384.21	(6,627,083.41)	17,230,229.32	5,501,350.36	1,769,165.42	275,433.89	61,437,352.79	166,364,832.58
	28	ORELOPE	66,463,992.14	(6,627,083.41)	13,196,717.55	4,213,511.35	1,355,012.52	210,956.17	47,266,857.49	126,079,963.81
	29	ORI IRE	79,930,653.10	(6,627,083.41)	15,870,582.23	5,067,235.71	1,629,559.58	253,699.25	51,341,697.58	147,466,344.04
	30	OYO EAST	67,488,141.19	(6,627,083.41)	13,400,066.85	4,278,437.69	1,375,892.01	214,206.81	48,978,860.26	129,108,521.41
	31	OYO WEST	67,782,757.08	(6,627,083.41)	13,458,564.12	4,297,114.98	1,381,898.40	215,141.92	50,071,965.87	130,580,358.97
	32	SAKI EAST	67,453,608.59	(6,627,083.41)	13,393,210.25	4,276,248.48	1,375,187.99	214,097.21	47,776,973.44	127,862,242.54
	33	IFEDAPO	77,753,077.46	(6,627,083.41)	15,438,215.03	4,929,187.43	1,585,164.98	246,787.64	50,586,669.51	143,912,018.65
OYO TOTAL			2,509,024,498.43	(218,693,752.53)	498,177,833.97	159,060,611.10	51,151,901.77	7,963,623.46	1,749,051,727.64	4,755,736,443.83
PLATEAU	1	BARKIN LADI	91,716,499.00	(6,627,083.41)	18,210,713.70	5,814,404.12	1,869,839.59	291,107.43	42,484,359.29	153,759,839.72
	2	BASSA	92,519,366.00	(6,627,083.41)	18,370,126.47	5,865,302.19	1,886,207.78	293,655.72	43,507,061.49	155,814,636.24
	3	BOKKOS	92,116,202.83	(6,627,083.41)	18,290,076.65	5,839,743.50	1,877,988.42	292,376.08	42,765,531.82	154,554,835.89
	4	JOS EAST	69,933,931.85	(6,627,083.41)	13,885,689.32	4,433,489.57	1,425,754.76	221,969.73	34,573,680.16	117,847,431.99
	5	JOS NORTH	121,675,497.06	(6,627,083.41)	24,159,204.35	7,713,666.78	2,480,618.69	386,197.04	64,896,376.83	214,684,477.34
	6	JOS SOUTH	105,218,347.72	(6,627,083.41)	20,891,565.07	6,670,359.22	2,145,104.04	333,962.18	54,081,424.61	182,713,679.43
	7	KANAM	92,365,242.64	(6,627,083.41)	18,339,524.60	5,855,531.48	1,883,065.64	293,166.53	41,657,780.89	153,767,228.38
	8	KANKE	81,573,408.96	(6,627,083.41)	16,196,758.62	5,171,378.87	1,663,050.72	258,913.34	37,734,069.92	135,970,497.03
	9	LANGTANG NORTH	83,667,865.24	(6,627,083.41)	16,612,622.12	5,304,157.76	1,705,750.75	265,561.13	39,429,662.88	140,358,536.47
	10	LANGTANG SOUTH	79,371,095.59	(6,627,083.41)	15,759,479.63	5,031,762.33	1,618,151.79	251,923.22	36,400,198.76	131,805,527.91
	11	MANGU	109,661,462.38	(6,627,083.41)	21,773,765.00	6,952,032.25	2,235,686.56	348,064.59	53,041,695.02	187,385,622.38
	12	MIKANG	73,829,835.65	(6,627,083.41)	14,659,238.13	4,680,471.95	1,505,181.20	234,335.30	35,615,527.15	123,897,505.96
	13	PANKSHIN	98,564,259.22	(6,627,083.41)	19,570,366.57	6,248,520.62	2,009,446.03	312,842.16	43,932,834.51	164,011,185.69
	14	QUAN-PAN	98,421,702.71	(6,627,083.41)	19,542,061.35	6,239,483.19	2,006,539.70	312,389.69	44,395,485.50	164,290,578.73
	15	RIYOM	77,780,336.01	(6,627,083.41)	15,443,627.33	4,930,915.50	1,585,720.71	246,874.16	38,628,052.10	131,988,442.39
	16	SHENDAM	99,106,275.13	(6,627,083.41)	19,677,986.21	6,282,881.93	2,020,496.19	314,562.52	45,373,722.39	166,148,840.95
	17	WASE	105,300,858.50	(6,627,083.41)	20,907,947.94	6,675,590.02	2,146,786.20	334,224.07	41,288,648.21	170,026,971.54
PLATEAU TOTAL			1,572,822,186.49	(112,660,417.97)	312,290,753.07	99,709,691.27	32,065,388.77	4,992,124.89	739,806,111.52	2,649,025,838.05

RIVERS	1	AHOADA	70,062,618.35	(6,627,083.41)	13,911,240.59	4,441,647.70	1,428,378.31	222,378.18	54,898,934.12	138,338,113.84
	2	AHOADA WEST	87,537,800.38	(6,627,083.41)	17,381,014.74	5,549,493.85	1,784,647.77	277,844.27	62,193,186.38	168,096,903.98
	3	AKUKUTORU	80,640,675.87	(6,627,083.41)	16,011,560.37	5,112,247.88	1,644,034.94	255,952.85	53,951,311.25	150,988,699.75
	4	ANDONI	86,082,305.77	(6,627,083.41)	17,092,019.89	5,457,222.19	1,754,974.35	273,224.54	58,803,941.42	162,836,604.75
	5	ASARITORU	79,905,915.97	(6,627,083.41)	15,865,670.57	5,065,667.49	1,629,055.26	253,620.73	59,605,993.32	155,698,839.93
	6	BONNY	79,892,563.82	(6,627,083.41)	15,863,019.44	5,064,821.02	1,628,783.05	253,578.35	59,187,631.19	155,263,313.47
	7	DEGEMA	86,585,258.10	(6,627,083.41)	17,191,883.28	5,489,107.05	1,765,228.13	274,820.91	62,223,888.62	166,903,102.68
	8	ELEME	83,884,736.51	(6,627,083.41)	16,655,682.86	5,317,906.41	1,710,172.14	266,249.48	57,028,416.77	158,236,080.76
	9	EMOHUA	80,011,503.12	(6,627,083.41)	15,886,635.36	5,072,361.23	1,631,207.89	253,955.86	58,000,389.69	154,228,969.74
	10	ETCHE	93,826,365.01	(6,627,083.41)	18,629,636.86	5,948,159.92	1,912,853.78	297,804.12	62,195,744.90	176,183,481.19
	11	GONAKA	83,561,788.01	(6,627,083.41)	16,591,560.02	5,297,432.96	1,703,588.14	265,224.44	60,376,019.62	161,168,529.76
	12	IKWERRE	79,975,799.44	(6,627,083.41)	15,879,546.24	5,070,097.78	1,630,479.99	253,842.54	56,926,252.42	153,108,935.00
	13	KHANA	94,945,174.83	(6,627,083.41)	18,851,781.47	6,019,087.31	1,935,663.15	301,355.22	66,144,952.84	181,570,931.41
	14	OBIO/AKPOR	116,270,664.13	(6,627,083.41)	23,086,051.03	7,371,025.23	2,370,429.46	369,042.15	81,193,638.07	224,033,766.67
	15	OBUA/ODUAL	93,870,339.83	(6,627,083.41)	18,638,368.26	5,950,947.72	1,913,750.31	297,943.70	65,154,276.26	179,198,542.66
	16	OGBA/EGBEMA/NDONI	94,723,403.49	(6,627,083.41)	18,807,747.79	6,005,028.03	1,931,141.86	300,651.32	65,244,442.03	180,385,331.11
	17	OGU/BOLO	65,079,209.28	(6,627,083.41)	12,921,762.83	4,125,722.49	1,326,780.72	206,560.88	46,776,603.62	123,809,556.41
	18	OKRIKA	80,080,245.00	(6,627,083.41)	15,900,284.36	5,076,719.14	1,632,609.34	254,174.05	59,775,914.34	156,092,862.82
	19	OMUMMA	63,471,489.89	(6,627,083.41)	12,602,543.09	4,023,800.48	1,294,003.87	201,458.00	49,042,481.86	124,008,693.77
	20	OPOBO/NKORO	68,655,168.31	(6,627,083.41)	13,631,785.21	4,352,421.84	1,399,684.39	217,910.95	53,554,740.65	135,184,627.94
	21	OYIGBO	70,908,292.81	(6,627,083.41)	14,079,152.97	4,495,259.57	1,445,619.22	225,062.35	51,011,748.23	135,538,051.73
	22	PORT HARCOURT	131,685,906.55	(6,627,083.41)	26,146,815.12	8,348,280.69	2,684,702.58	417,970.00	87,927,486.24	250,584,077.77
	23	TAI	77,943,068.09	(6,627,083.41)	15,475,938.50	4,941,231.96	1,589,038.36	247,390.67	50,580,328.82	144,149,912.99
<b>RIVERS TOTAL</b>		<b>1,949,600,292.54</b>	<b>(152,422,918.43)</b>	<b>387,101,700.86</b>	<b>123,595,689.93</b>	<b>39,746,826.99</b>	<b>6,188,015.55</b>	<b>1,381,798,322.68</b>	<b>3,735,607,930.12</b>	
SOKOTO	1	BINJI	73,025,876.53	(6,627,083.41)	14,499,608.52	4,629,504.64	1,488,790.75	231,783.54	36,998,662.33	124,247,142.89
	2	BODINGA	83,127,916.77	(6,627,083.41)	16,505,412.98	5,269,927.52	1,694,742.73	263,847.34	43,207,837.44	143,442,601.36
	3	DANGE-SHUNI	89,584,148.63	(6,627,083.41)	17,787,326.17	5,679,222.92	1,826,367.01	284,339.36	44,896,460.64	153,430,781.32
	4	GADA	97,267,092.58	(6,627,083.41)	19,312,808.44	6,166,286.22	1,983,000.47	308,724.96	49,635,986.58	168,046,815.84
	5	GORONYO	91,499,632.08	(6,627,083.41)	18,167,653.82	5,800,655.75	1,865,418.29	290,419.09	43,815,706.50	154,812,402.14
	6	GUDU	82,909,023.58	(6,627,083.41)	16,461,950.77	5,256,050.69	1,690,280.12	263,152.57	36,162,026.29	136,115,400.62
	7	GWADABAWA	94,693,935.50	(6,627,083.41)	18,801,896.80	6,003,159.90	1,930,541.09	300,557.79	48,144,192.98	163,247,200.64
	8	ILLELA	80,803,350.40	(6,627,083.41)	16,043,860.12	5,122,560.70	1,647,351.41	256,469.18	41,009,539.42	138,256,047.83
	9	ISA	91,463,374.01	(6,627,083.41)	18,160,454.62	5,798,357.16	1,864,679.09	290,304.01	40,622,585.33	151,572,670.81
	10	KEBBE	82,578,693.08	(6,627,083.41)	16,396,362.20	5,235,109.26	1,683,545.62	262,104.10	38,730,603.91	138,259,334.77
	11	KWARE	76,575,809.88	(6,627,083.41)	15,204,463.38	4,854,554.08	1,561,163.83	243,051.00	39,545,889.54	131,357,848.31
	12	RABAH	91,172,818.59	(6,627,083.41)	18,102,763.57	5,779,937.28	1,858,755.49	289,381.79	40,892,729.75	151,469,303.06
	13	SABON BIRNI	95,658,684.78	(6,627,083.41)	18,993,452.00	6,064,320.56	1,950,209.59	303,619.89	46,048,059.31	162,391,262.73
	14	SHAGARI	86,193,542.67	(6,627,083.41)	17,114,106.46	5,464,274.09	1,757,242.16	273,577.61	41,532,183.30	145,707,842.88
	15	SILAME	77,181,037.29	(6,627,083.41)	15,324,633.94	4,892,922.71	1,573,502.71	244,971.99	36,941,404.42	129,531,389.65
	16	SOKOTO NORTH	85,766,493.27	(6,627,083.41)	17,029,313.93	5,437,201.13	1,748,535.83	272,222.16	48,275,471.52	151,902,154.43
	17	SOKOTO SOUTH	85,073,628.79	(6,627,083.41)	16,891,742.64	5,393,276.71	1,734,410.29	270,023.01	44,928,927.37	147,664,925.40
	18	TAMBUWAL	95,258,346.86	(6,627,083.41)	18,913,963.15	6,038,940.98	1,942,047.84	302,349.22	47,577,172.01	163,405,736.66
	19	TANGAZA	87,824,356.89	(6,627,083.41)	17,437,911.79	5,567,660.21	1,790,489.84	278,753.80	37,777,334.65	144,049,423.77
	20	TURETA	79,921,446.20	(6,627,083.41)	15,868,754.16	5,066,652.03	1,629,371.88	253,670.02	33,764,604.84	129,877,415.73
	21	WAMAKKO	82,386,714.37	(6,627,083.41)	16,358,243.99	5,222,938.69	1,679,631.71	261,494.76	43,579,528.64	142,861,468.76
	22	WURNO	79,268,820.88	(6,627,083.41)	15,739,172.54	5,025,278.59	1,616,066.70	251,598.60	42,052,180.43	137,326,034.33
	23	YABO	74,314,502.13	(6,627,083.41)	14,755,470.79	4,711,197.57	1,515,062.17	235,873.63	37,879,499.00	126,784,521.89
<b>SOKOTO TOTAL</b>		<b>1,963,549,245.79</b>	<b>(152,422,918.43)</b>	<b>389,871,326.79</b>	<b>124,479,989.40</b>	<b>40,031,206.63</b>	<b>6,232,289.42</b>	<b>964,018,586.21</b>	<b>3,335,759,725.81</b>	

TARABA	1	ARDO KOLA	73,762,529.91	(6,627,083.41)	14,645,874.28	4,676,205.07	1,503,809.02	234,121.67	34,482,571.70	122,678,028.25
	2	BALI	126,224,675.35	(6,627,083.41)	25,062,463.68	8,002,063.75	2,573,363.55	400,636.10	45,247,235.76	200,883,354.78
	3	DONGA	86,693,133.39	(6,627,083.41)	17,213,302.40	5,495,945.85	1,767,427.40	275,163.30	38,645,901.29	143,463,790.22
	4	GASHAKA	103,512,119.72	(6,627,083.41)	20,552,786.00	6,562,192.21	2,110,318.88	328,546.63	34,558,445.05	160,997,325.09
	5	GASSOL	111,828,849.31	(6,627,083.41)	22,204,109.19	7,089,434.61	2,279,873.44	354,943.86	48,406,919.73	185,537,046.73
	6	IBI	77,469,488.04	(6,627,083.41)	15,381,907.10	4,911,209.16	1,579,383.40	245,887.53	34,229,631.12	127,190,422.94
	7	JALINGO	74,512,330.88	(6,627,083.41)	14,794,750.56	4,723,739.00	1,519,095.34	236,501.54	39,151,782.45	128,311,116.36
	8	KARIM LAMIDU	115,653,327.75	(6,627,083.41)	22,963,476.18	7,331,888.95	2,357,843.72	367,082.73	44,092,284.55	186,138,820.47
	9	KURMI	82,326,581.00	(6,627,083.41)	16,346,304.24	5,219,126.51	1,678,405.77	261,303.90	34,889,288.15	134,093,926.17
	10	LAU	76,011,944.15	(6,627,083.41)	15,092,505.36	4,818,807.59	1,549,668.21	241,261.30	35,335,617.55	126,422,720.74
	11	SARDAUNA	113,433,994.29	(6,627,083.41)	22,522,817.78	7,191,193.41	2,312,597.80	360,038.58	46,614,897.04	185,808,455.48
	12	TAKUM	89,786,673.77	(6,627,083.41)	17,827,538.43	5,692,062.08	1,830,495.92	284,982.18	38,755,123.63	147,549,792.59
	13	USSA	77,170,448.21	(6,627,083.41)	15,322,531.43	4,892,251.41	1,573,286.82	244,938.38	36,718,982.84	129,295,355.69
	14	WUKARI	110,535,707.11	(6,627,083.41)	21,947,350.13	7,007,455.34	2,253,509.93	350,839.44	48,124,335.61	183,592,114.15
	15	YORRO	73,275,589.79	(6,627,083.41)	14,549,190.18	4,645,335.31	1,493,881.70	232,576.13	34,702,163.29	122,271,652.99
	16	ZING	79,489,336.22	(6,627,083.41)	15,782,956.83	5,039,258.25	1,620,562.38	252,298.51	38,050,560.16	133,607,888.94
TARABA TOTAL			1,471,686,728.89	(106,033,334.56)	292,209,863.77	93,298,168.51	30,003,523.30	4,671,121.77	632,005,739.90	2,417,841,811.58
YOBE	1	BADE	82,147,502.08	(6,627,083.41)	16,310,747.33	5,207,773.73	1,674,754.85	260,735.51	40,204,117.48	139,178,547.58
	2	BURSARI	90,904,343.92	(6,627,083.41)	18,049,456.74	5,762,917.22	1,853,282.05	288,529.65	37,499,320.73	147,730,766.91
	3	DAMATURU	76,113,289.32	(6,627,083.41)	15,112,627.89	4,825,232.40	1,551,734.35	241,582.96	35,636,894.63	126,854,278.15
	4	FIKA	85,219,134.55	(6,627,083.41)	16,920,633.45	5,402,501.10	1,737,376.74	270,484.84	39,949,412.40	142,872,459.68
	5	FUNE	119,526,355.50	(6,627,083.41)	23,732,482.85	7,577,421.09	2,436,803.79	379,375.69	54,406,373.72	201,431,729.22
	6	GEIDAM	99,056,477.73	(6,627,083.41)	19,668,098.72	6,279,725.00	2,019,480.97	314,404.46	41,749,198.88	162,460,302.34
	7	GUJBA	91,198,344.92	(6,627,083.41)	18,107,831.93	5,781,555.53	1,859,275.90	289,462.81	39,348,866.01	149,958,253.69
	8	GULAMI	79,232,655.73	(6,627,083.41)	15,731,991.79	5,022,985.88	1,615,329.39	251,483.81	37,004,026.55	132,231,389.74
	9	JAKUSKO	104,495,194.99	(6,627,083.41)	20,747,979.92	6,624,514.66	2,130,361.00	331,666.90	48,082,682.78	175,785,316.84
	10	KARASUWA	73,695,716.04	(6,627,083.41)	14,632,608.10	4,671,969.38	1,502,446.88	233,909.61	37,311,225.40	125,420,791.99
	11	MACHINA	70,588,778.85	(6,627,083.41)	14,015,712.07	4,475,003.85	1,439,105.23	224,048.21	33,307,053.39	117,422,618.20
	12	NANGERE	75,681,965.83	(6,627,083.41)	15,026,986.72	4,797,888.48	1,542,940.89	240,213.95	35,620,043.68	126,282,956.13
	13	NGURU	82,313,088.99	(6,627,083.41)	16,343,625.34	5,218,271.18	1,678,130.70	261,261.08	41,161,356.86	140,348,650.74
	14	POTISKUM	90,576,190.61	(6,627,083.41)	17,984,300.46	5,742,113.81	1,846,591.94	287,488.10	46,035,249.21	155,844,850.71
	15	TARMUA	84,008,510.88	(6,627,083.41)	16,680,258.81	5,325,753.13	1,712,695.55	266,642.33	34,683,184.24	136,049,961.54
	16	YUNUSARI	87,551,266.82	(6,627,083.41)	17,383,688.56	5,550,347.56	1,784,922.31	277,887.01	38,972,410.67	144,893,439.52
	17	YUSUFARI	87,343,214.38	(6,627,083.41)	17,342,378.83	5,537,157.99	1,780,680.71	277,226.66	37,672,417.84	143,325,993.00
YOBE TOTAL			1,479,652,031.13	(112,660,417.97)	293,791,409.51	93,803,132.03	30,165,913.24	4,696,403.57	678,643,834.45	2,468,092,305.97
ZAMFARA	1	ANKA	82,213,584.27	(6,627,083.41)	16,323,868.25	5,211,963.04	1,676,102.08	260,945.25	39,961,461.42	139,020,840.90
	2	BAKURA	79,603,297.51	(6,627,083.41)	15,805,584.34	5,046,482.87	1,622,885.73	252,660.22	43,898,494.34	139,602,321.60
	3	BUKKUYUM	93,944,929.88	(6,627,083.41)	18,653,178.44	5,955,676.39	1,915,270.99	298,180.45	46,080,117.86	160,220,270.59
	4	BUNGUDU	103,687,795.56	(6,627,083.41)	20,587,667.21	6,573,329.25	2,113,900.42	329,104.22	50,163,515.77	176,828,229.02
	5	GUMMI	90,249,175.85	(6,627,083.41)	17,919,370.25	5,721,382.58	1,839,925.03	286,450.15	45,454,250.94	154,843,471.39
	6	GUSAU	125,316,180.57	(6,627,083.41)	24,882,078.05	7,944,469.36	2,554,841.92	397,752.54	61,213,234.25	215,681,473.29
	7	KAURA NAMODA	95,172,202.41	(6,627,083.41)	18,896,858.79	6,033,479.82	1,940,291.60	302,075.80	52,232,387.96	167,950,212.98
	8	KIYAWA	86,347,101.09	(6,627,083.41)	17,144,596.16	5,474,008.99	1,760,372.78	274,065.00	43,167,463.42	147,540,524.03
	9	MARADUN	93,343,658.09	(6,627,083.41)	18,533,793.28	5,917,558.52	1,903,012.76	296,272.02	46,011,214.27	159,378,425.53
	10	MARU	123,206,016.20	(6,627,083.41)	24,463,095.64	7,810,694.65	2,511,821.64	391,054.90	53,161,660.07	204,917,259.69
	11	SHINKAFI	76,927,368.35	(6,627,083.41)	15,274,266.86	4,876,841.27	1,568,331.12	244,166.84	39,376,442.59	131,640,333.62
	12	TALATA MAFARA	88,852,381.95	(6,627,083.41)	17,642,030.68	5,632,832.27	1,811,448.36	282,016.74	46,392,874.88	153,986,501.47
	13	TSAFE	94,136,177.73	(6,627,083.41)	18,691,151.54	5,967,800.62	1,919,169.99	298,787.47	50,877,342.84	165,263,346.78
	14	ZURMI	103,964,652.65	(6,627,083.41)	20,642,638.40	6,590,880.72	2,119,544.75	329,982.97	53,332,551.56	180,353,167.63
ZAMFARA TOTAL			1,336,964,522.11	(92,779,167.74)	265,460,177.90	84,757,400.35	27,256,919.15	4,243,514.58	671,323,012.17	2,297,226,378.52
FCT	1	ABAJI	68,676,009.79	(6,627,083.41)	13,635,923.37	4,353,743.10	1,400,109.29	217,977.10	188,949,372.11	270,606,051.35
	2	ABUJA MUNICIPAL	175,313,597.97	(6,627,083.41)	34,809,284.87	11,114,075.63	3,574,147.62	556,443.94	252,482,099.36	471,222,565.98
	3	BWARI	98,749,355.53	(6,627,083.41)	19,607,118.25	6,260,254.87	2,013,219.61	313,429.66	203,839,252.65	324,155,547.16
	4	GWAGWALADA	84,629,506.87	(6,627,083.41)	16,803,560.29	5,365,121.42	1,725,355.90	268,613.37	197,712,391.30	299,877,465.73
	5	KUJE	80,412,421.71	(6,627,083.41)	15,966,239.51	5,097,777.62	1,639,381.48	255,228.38	192,383,347.06	289,127,312.35
	6	KWALI	82,715,268.74	(6,627,083.41)	16,423,479.90	5,243,767.53	1,686,330.01	262,537.59	191,366,114.80	291,070,415.16
FCT ABUJA			590,496,160.61	(39,762,500.46)	117,245,606.19	37,434,740.16	12,038,543.91	1,874,230.04	1,226,732,577.28	1,946,059,357.72
			64,988,942,654.94	(5,140,303,390.70)	12,903,840,000.00	4,120,000,000.00	1,324,940,435.13	206,274,378.16	41,163,805,196.84	119,567,499,274.36

**Office of the Accountant-General of the Federation**  
**Federal Ministry of Finance, Budget & National Planning, Abuja.**

**Summary of Distribution of Revenue Allocation to Local Government Councils by Federation Account Allocation Committee for the month of October, 2020 Shared in November, 2020**

	1	2	3	4	5	6	7	8	9	10(3+4+5+6+7+8+9)	
S/n	Beneficiaries	No. of LGCs	Gross Statutory Allocation	Deduction	Distribution of ₦72Billion Being FGN Intervention Fund	Distribution of ₦20 Billion from Stabilisation	Distribution of ₦7.392 FOREX	Distribution of ₦1.001 Billion Being Excess Charges Recovered	Value Added Tax	Total Net Amount	S/n
			₦	₦	₦	₦	₦	₦	₦	₦	
1	ABIA	17	1,348,921,484.77	(112,660,417.97)	267,834,285.36	85,515,416.78	27,500,687.75	4,281,465.88	703,020,238.17	2,324,413,160.73	1
2	ADAMAWA	21	1,701,470,851.25	(139,168,751.61)	337,834,510.49	107,865,424.81	34,688,170.60	5,400,454.72	852,977,456.01	2,901,068,116.27	2
3	AKWA IBOM	31	2,266,259,190.76	(205,439,585.71)	449,975,715.89	143,670,407.37	46,202,604.87	7,193,088.34	1,196,541,902.76	3,904,403,324.27	3
4	ANAMBRA	21	1,710,665,780.12	(139,168,751.61)	339,660,204.00	108,448,341.00	34,875,629.15	5,429,639.34	960,437,590.19	3,020,348,432.21	4
5	BAUCHI	20	1,941,944,179.87	(132,541,668.20)	385,581,546.06	123,110,327.61	39,590,740.54	6,163,715.11	948,346,887.02	3,312,195,728.01	5
6	BAYELSA	8	790,442,362.84	(53,016,667.28)	156,945,802.82	50,110,409.58	16,114,880.55	2,508,857.66	394,234,700.14	1,357,340,346.31	6
7	BENUE	23	2,113,135,819.94	(152,422,918.43)	419,572,398.09	133,963,090.07	43,080,853.12	6,707,076.00	990,345,658.39	3,554,381,977.16	7
8	BORNO	27	2,294,232,244.15	(178,931,252.07)	455,529,888.50	145,443,770.27	46,772,896.18	7,281,874.58	1,104,167,995.34	3,874,497,416.96	8
9	CROSS RIVER	18	1,479,019,268.88	(119,287,501.38)	293,665,771.79	93,763,017.81	30,153,013.01	4,694,395.19	741,855,727.45	2,523,863,692.77	9
10	DELTA	25	1,895,151,069.22	(165,677,085.25)	376,290,568.43	120,143,859.65	38,636,761.57	6,015,194.16	1,125,620,974.13	3,396,181,341.92	10
11	EBONYI	13	1,094,083,136.23	(97,092,915.69)	217,235,011.99	69,359,837.80	22,305,255.75	3,472,611.02	581,461,998.31	1,890,824,935.40	11
12	EDO	18	1,450,047,078.17	(119,287,501.38)	287,913,216.08	91,926,314.20	29,562,352.12	4,602,437.69	781,079,256.49	2,525,843,153.38	12
13	EKITI	16	1,151,389,965.08	(106,033,334.56)	228,613,534.55	72,992,827.12	23,473,579.64	3,654,502.43	648,129,113.91	2,022,220,188.18	13
14	ENUGU	17	1,473,269,389.27	(112,660,417.97)	292,524,107.94	93,398,501.90	30,035,789.26	4,676,145.12	771,704,160.06	2,552,947,675.58	14
15	GOMBE	11	1,009,485,214.50	(72,897,917.51)	200,437,723.07	63,996,718.73	20,580,543.78	3,204,097.90	524,063,279.53	1,748,869,660.00	15
16	IMO	27	1,974,508,707.67	(178,931,252.07)	392,047,376.08	125,174,768.86	40,254,639.01	6,267,074.66	1,067,293,331.68	3,426,614,645.90	16
17	JIGAWA	27	2,074,407,303.68	(178,931,252.07)	411,882,681.08	131,507,880.30	42,291,288.38	6,584,152.00	1,122,847,048.33	3,610,589,101.70	17
18	KADUNA	23	2,332,867,438.70	(152,422,918.43)	463,201,076.07	147,893,063.88	47,560,558.35	7,404,502.38	1,169,225,176.71	4,015,728,897.65	18
19	KANO	44	3,714,124,902.51	(291,591,670.04)	737,455,812.08	235,458,432.98	75,720,485.11	11,788,602.39	2,161,261,638.50	6,644,218,203.52	19
20	KATSINA	34	2,827,626,508.00	(225,320,835.94)	561,437,662.29	179,258,512.86	57,647,294.18	8,974,863.66	1,429,549,387.45	4,839,173,392.51	20
21	KEBBI	21	1,784,535,841.54	(139,168,751.61)	354,327,429.14	113,131,363.07	36,381,630.44	5,664,102.32	856,338,145.76	3,011,209,760.66	21
22	KOGI	21	1,844,448,506.83	(139,168,751.61)	366,223,351.97	116,929,550.44	37,603,079.96	5,854,264.64	851,468,604.67	3,083,358,606.90	22
23	KWARA	16	1,305,140,515.19	(106,033,334.56)	259,141,381.56	82,739,904.71	26,608,117.80	4,142,505.44	674,117,397.79	2,245,856,487.93	23
24	LAGOS	20	2,223,301,892.59	(132,541,668.20)	441,446,355.67	140,947,112.28	45,326,827.25	7,056,742.22	7,090,296,993.92	9,815,834,255.72	24
25	NASSARAWA	13	1,164,410,286.23	(86,152,084.33)	231,198,776.50	73,818,255.59	23,739,027.11	3,695,828.83	517,720,511.16	1,928,430,601.08	25
26	NIGER	25	2,155,233,620.53	(165,677,085.25)	427,931,101.29	136,631,896.96	43,939,108.01	6,840,694.07	1,062,291,918.47	3,667,191,254.09	26
27	OGUN	20	1,537,535,872.35	(132,541,668.20)	305,284,500.42	97,472,701.28	31,346,000.79	4,880,126.42	893,480,928.77	2,737,458,461.83	27
28	ONDO	18	1,468,444,014.06	(119,287,501.38)	291,566,008.50	93,092,595.31	29,937,413.53	4,660,829.42	786,889,833.80	2,555,303,193.23	28
29	OSUN	30	1,989,044,544.04	(198,812,502.30)	394,933,530.24	126,096,274.02	40,550,983.54	6,313,211.29	1,113,657,430.07	3,471,783,470.89	29
30	OYO	33	2,509,024,498.43	(218,693,752.53)	498,177,833.97	159,060,611.10	51,151,901.77	7,963,623.46	1,749,051,727.64	4,755,736,443.83	30
31	PLATEAU	17	1,572,822,186.49	(112,660,417.97)	312,290,753.07	99,709,691.27	32,065,388.77	4,992,124.89	739,806,111.52	2,649,025,838.05	31
32	RIVERS	23	1,949,600,292.54	(152,422,918.43)	387,101,700.86	123,595,689.93	39,746,826.99	6,188,015.55	1,381,798,322.68	3,735,607,930.12	32
33	SOKOTO	23	1,963,549,245.79	(152,422,918.43)	389,871,326.79	124,479,989.40	40,031,206.63	6,232,289.42	964,018,586.21	3,335,759,725.81	33
34	TARABA	16	1,471,686,728.89	(106,033,334.56)	292,209,863.77	93,298,168.51	30,003,523.30	4,671,121.77	632,005,739.90	2,417,841,811.58	34
35	YOBE	17	1,479,652,031.13	(112,660,417.97)	293,791,409.51	93,803,132.03	30,165,913.24	4,696,403.57	678,643,834.45	2,468,092,305.97	35
36	ZAMFARA	14	1,336,964,522.11	(92,779,167.74)	265,460,177.90	84,757,400.35	27,256,919.15	4,243,514.58	671,323,012.17	2,297,226,378.52	36
37	FCT, ABUJA	6	590,496,160.61	(39,762,500.46)	117,245,606.19	37,434,740.16	12,038,543.91	1,874,230.04	1,226,732,577.28	1,946,059,357.72	37
	<b>Total LGCs</b>		<b>64,988,942,654.94</b>	<b>(5,140,303,390.70)</b>	<b>12,903,840,000.00</b>	<b>4,120,000,000.00</b>	<b>1,324,940,435.13</b>	<b>206,274,378.16</b>	<b>41,163,805,196.84</b>	<b>119,567,499,274.36</b>	

# METHODOLOGY

The Nigerian government financial system operates a structure where funds flow to the three systems of government from what is termed the FEDERATION ACCOUNT. The Federation Account serves as the central pocket through which our Governments – Federal, State, and Local Government – fund developmental projects as well as maintain their respective workforce.

The Flow of Revenue into the Federation Account included oil revenues and related taxes, revenues generated from the Nigerian Customs Service trade facilitation activities, company income tax (CIT), any sale of national assets, surplus and dividends from State Owned Enterprises (SOE)

Fundamentally, there are two components of the revenue allocation formula used for the disbursement of the Federation Account to the three tiers of government.

These are

1. Vertical Allocation Formula (VAF)
2. Horizontal Allocation Formula (HAF)

**The Vertical Allocation Formula:** This formula shows the percentage allocated to the three tiers of government i.e. federal, states and local governments. This formula is applied vertically to the total volume of disburseable revenue in the Federation Account at a particular point in time. The VAF allows every tier of government to know what is due to it; the Federal Government on one hand and the 36 States and the FCT and 774 Local Governments on the other.

**The Horizontal Allocation Formula:** The formula is applicable to States and Local Governments only. It provides the basis for sharing of the volume of revenue already allocated to the and 36 States and 774 Local Governments. Through the application of the principles of horizontal allocation formula, the allocation due to each State or Local Government is determined.

Thus, it can conveniently be concluded that the vertical allocation formula is for inter-tier sharing between the three tiers of government while the horizontal allocation formula is for intra tier sharing amongst the 36 States and the 774 Local Governments in Nigeria

**The current vertical allocation formula on the net federation account revenue distributable (i.e. after statutory deductions such as 13% derivation and other charges and costs and excluding VAT) is as follows:**

Federal Government – 52.68% (This is further divided into general ecological problems (1%), Federal Capital Territory (1%), Development of natural resources (1.68%), statutory stabilization (0.5%) and the balance of 48.5% for the Federal Government).

State Government – 26.72%

Local Government – 20.60%

In addition to the federation account distributable revenue above, there is also a separate sharing ratio for Value Added Tax in which Federal gets 15%, States share 50% and Local Governments share the balance of 35%.

On the other hand, the horizontal allocation formula which is more for the States and Local governments and accordingly which captures factors/principles and percentage is as follows:

**Equality – 40%.** Here 40% of disburseable revenue from the share of the States 26.72% from the Federation account is divided equally across all 36 States. The remaining 60% of the 26.72% of the State's share of the Federation account is disbursed as follows:

**Population – 30%.** Here 30% of State's share of 26.72% is shared dependent on each State's share of total population as determined by the National Population Commission.

**Landmass/Terrain – 10%.** Land mass of a State or local government shall be the proportional areal size (PAS) of the State or the local government to the total areal size of Nigeria, and shall be obtained as follows-

$$\text{for each State - (PAS) = } \frac{\text{Areal size of State} \times 100}{\text{Total areal size of Nigeria}}$$

The allocation due to terrain is made on the basis of the proportional areal size of the three identified major terrain types present in the State or Local Government area respectively, which are-

- (i) wetlands / waterbodies;
- (ii) plains; and
- (iii) highlands;

**Internally Generated Revenue (IGR) – 10%.** Each State is mandated to contribute 10% of its IGR into a joint State and Local Government account to be shared equally

**Social Development Factor – 10%.** This comprises of Education (4%), Health (3.0%) and Water (3.0%).

Education as a parameter for allocation to Social Development Factor (SDF) relates to primary school enrolment which attracts 60 per cent of the allocation to education while the remaining 40 per cent is made using secondary school enrolment. Allocation on the basis of primary school enrolment is made solely on direct proportion to school enrollment. 50 per cent of the allocation on the basis of secondary school enrolment is made in direct proportion to school enrollment while the remaining 50 per cent is made in inverse proportion to school enrollment. School enrolment refers to public funded schools only.

Health as a parameter for allocation to social development factor relates to the number of State/Local Government hospital beds there are and 50 per cent of the allocation to health is made in direct proportion to the number of the State hospital beds, while the remaining 50 per cent is made in inverse proportion to the number of State hospital beds.

Water as a parameter for allocation to social development factor shall be represented by mean annual rainfall in the State headquarters and territorial spread of State: 50 per cent of the allocation to water shall be made in direct proportion to the State's territorial spread, while the remaining 50 per cent shall be made in inverse proportion to the mean annual rainfall in each State headquarters, using the most current live year figures, the same year for all the States.



# METHODOLOGY

## APPROVED STATES REVENUE SHARING TEMPLATE

STATE	EQUALITY 40%	POPULATION 30%	INDICES POPULATION	LANDMASS (50% OF 10%)	INDICES LANDMASS	TERRAIN (50% OF 10%)	REVENUE EFFORT (10%)	INDICES REVENUE	PRIMARY ENROLMENT (24% OF 10%)
ABIA	0.002969	2,833,999	0.001639	4,902.30	0.000070	0.000371	201.58	0.000875	697,051
ADAMAWA	0.002969	3,168,101	0.001833	38,823.29	0.000558	0.000371	137.22	0.000596	706,665
AKWA IBOM	0.002969	3,920,208	0.002268	6,772.13	0.000097	0.000371	143.50	0.000623	1,703,182
ANAMBRA	0.002969	4,182,032	0.002419	4,816.24	0.000069	0.000371	120.29	0.000522	872,088
BAUCHI	0.002969	4,646,465	0.002688	49,933.88	0.000717	0.000371	154.86	0.000673	1,521,363
BAYELSA	0.002969	1,703,358	0.000985	9,415.75	0.000135	0.000371	244.92	0.001064	750,852
BENUE	0.002969	4,219,244	0.002441	31,276.73	0.000449	0.000371	201.23	0.000874	1,352,752
BORNO	0.002969	4,151,193	0.002401	75,540.90	0.001085	0.000371	205.80	0.000894	1,158,720
CROSS RIVER	0.002969	2,888,966	0.001671	21,636.60	0.000311	0.000371	247.73	0.001076	832,139
DELTA	0.002969	4,098,391	0.002371	17,239.27	0.000248	0.000371	116.37	0.000505	664,186
EBONYI	0.002969	2,173,501	0.001257	6,421.26	0.000092	0.000371	215.78	0.000937	920,015
EDO	0.002969	3,218,332	0.001862	19,819.27	0.000285	0.000371	102.17	0.000444	557,264
EKITI	0.002969	2,384,212	0.001379	5,887.91	0.000085	0.000371	221.93	0.000964	526,884
ENUGU	0.002969	3,257,298	0.001884	7,660.19	0.000110	0.000371	247.76	0.001076	976,004
GOMBE	0.002969	2,353,879	0.001362	17,982.06	0.000258	0.000371	236.22	0.001026	604,276
IMO	0.002969	3,934,899	0.002276	5,182.84	0.000074	0.000371	199.58	0.000867	1,109,835
JIGAWA	0.002969	4,348,649	0.002516	24,515.62	0.000352	0.000371	219.71	0.000954	922,798
KADUNA	0.002969	6,066,562	0.003509	45,711.19	0.000656	0.000371	170.42	0.000740	1,552,931
KANO	0.002969	9,383,682	0.005428	21,276.89	0.000306	0.000371	208.81	0.000907	1,806,269
KATSINA	0.002969	5,792,578	0.003351	24,971.24	0.000359	0.000371	156.20	0.000678	1,804,579
KEBBI	0.002969	3,238,628	0.001874	37,727.96	0.000542	0.000371	202.51	0.000879	891,583
KOGI	0.002969	3,278,487	0.001897	29,581.90	0.000425	0.000371	309.70	0.001345	1,331,025
KWARA	0.002969	2,371,089	0.001372	34,467.57	0.000495	0.000371	106.85	0.000464	457,566
LAGOS	0.002969	9,013,534	0.005214	3,496.48	0.000050	0.000371	13.64	0.000059	573,255
NASSARAWA	0.002969	1,863,275	0.001078	27,271.49	0.000392	0.000371	247.99	0.001077	941,695
NIGER	0.002969	3,950,249	0.002285	74,108.59	0.001064	0.000371	201.82	0.000876	774,627
OGUN	0.002969	3,728,098	0.002157	16,980.54	0.000244	0.000371	50.73	0.000220	439,332
ONDO	0.002969	3,441,024	0.001991	15,820	0.000227	0.000371	109.49	0.000476	733,930
OSUN	0.002969	3,423,535	0.001980	9,026	0.000130	0.000371	67.13	0.000292	898,878
OYO	0.002969	5,591,589	0.003235	28,245.29	0.000406	0.000371	48.54	0.000211	1,113,306
PLATEAU	0.002969	3,178,712	0.001839	27,216.97	0.000391	0.000371	228.25	0.000991	1,055,255
RIVERS	0.002969	5,185,400	0.003000	10,432.31	0.000150	0.000371	108.24	0.000470	500,299
SOKOTO	0.002969	3,696,999	0.002139	33,776.9	0.000485	0.000371	225.89	0.000981	938,710
TARABA	0.002969	2,300,736	0.001331	60,291.82	0.000866	0.000371	117.78	0.000512	1,049,741
YOBE	0.002969	2,321,591	0.001343	46,909.76	0.000674	0.000371	194.69	0.000846	813,283
ZAMFARA	0.002969	3,259,846	0.001886	35,170.61	0.000505	0.000371	167.13	0.000726	412,017
<b>GRAND TOTAL</b>		<b>138,568,341</b>		<b>930,309.75</b>			<b>6,152.46</b>		<b>33,964,355</b>
<b>INDICES TOTAL</b>	<b>0.10688</b>		<b>0.08016</b>		<b>0.013360</b>	<b>0.013360</b>		<b>0.02672</b>	

# METHODOLOGY

STATE	INDICES PRIMARY ENROLMENT	DIRECT SEC (8% OF 10%)	INDICES ENR	INVERSE SE (8% OF 10%)	HOSPITAL B (30% OF 10%)	INDICES HOS	WATER SUPPLY SPREAD	INDICES WAT (8% OF 10%)	RAINFALL P (15% OF 10%)	TOTAL INDICES
ABIA	0.000132	823,412	0.000066	0.000066	14,521	0.000277	0.02112	0.000021	0.0001	0.006598
ADAMAWA	0.000133	708,162	0.000057	0.000057	8,792	0.000168	0.16726	0.000167	0.0001	0.007019
AKWA IBOM	0.000322	645,705	0.000052	0.000052	10,002	0.000191	0.02918	0.000029	0.0001	0.007084
ANAMBRA	0.000165	789,246	0.000063	0.000063	12,174	0.000232	0.02075	0.000021	0.0001	0.007006
BAUCHI	0.000287	1,063,806	0.000085	0.000085	11,903	0.000227	0.21513	0.000215	0.0001	0.008429
BAYELSA	0.000142	546,734	0.000044	0.000044	17,265	0.000329	0.04057	0.000041	0.0001	0.006235
BENUE	0.000255	809,611	0.000065	0.000065	8,775	0.000167	0.13475	0.000135	0.0001	0.007902
BORNO	0.000219	858,070	0.000069	0.000069	12,673	0.000242	0.32545	0.000325	0.0001	0.008755
CROSS RIVER	0.000157	663,792	0.000053	0.000053	11,531	0.000220	0.09322	0.000093	0.0001	0.007086
DELTA	0.000125	768,357	0.000061	0.000061	13,461	0.000257	0.07427	0.000074	0.0001	0.007155
EBONYI	0.000174	534,643	0.000043	0.000043	14,628	0.000279	0.02766	0.000028	0.0001	0.006304
EDO	0.000105	768,418	0.000061	0.000061	12,249	0.000234	0.08539	0.000085	0.0001	0.006589
EKITI	0.000099	521,992	0.000042	0.000042	11,170	0.000213	0.02537	0.000025	0.0001	0.006300
ENUGU	0.000184	710,866	0.000057	0.000057	12,246	0.000234	0.03300	0.000033	0.0001	0.007086
GOMBE	0.000114	819,519	0.000066	0.000066	11,388	0.000217	0.07747	0.000077	0.0001	0.006637
IMO	0.000210	939,548	0.000075	0.000075	14,424	0.000275	0.02233	0.000022	0.0001	0.007326
JIGAWA	0.000174	478,422	0.000038	0.000038	13,124	0.000250	0.10562	0.000106	0.0001	0.007880
KADUNA	0.000293	1,274,873	0.000102	0.000102	9,479	0.000181	0.19693	0.000197	0.0001	0.009232
KANO	0.000341	1,758,839	0.000141	0.000141	19,424	0.000370	0.09167	0.000092	0.0001	0.011177
KATSINA	0.000341	1,195,378	0.000096	0.000096	9,584	0.000183	0.10758	0.000108	0.0001	0.008662
KEBBI	0.000168	716,616	0.000057	0.000057	13,039	0.000249	0.16254	0.000163	0.0001	0.007440
KOGI	0.000251	743,638	0.000059	0.000059	9,036	0.000172	0.12745	0.000127	0.0001	0.007788
KWARA	0.000086	397,686	0.000032	0.000032	10,054	0.000192	0.14849	0.000148	0.0001	0.006272
LAGOS	0.000108	1,009,816	0.000081	0.000081	19,901	0.000380	0.01506	0.000015	0.0001	0.009439
NASSARAWA	0.000178	432,448	0.000035	0.000035	7,117	0.000136	0.11749	0.000117	0.0001	0.006498
NIGER	0.000146	481,007	0.000038	0.000038	6,646	0.000127	0.31928	0.000319	0.0001	0.008347
OGUN	0.000083	516,352	0.000041	0.000041	12,346	0.000235	0.07316	0.000073	0.0001	0.006546
ONDO	0.000139	525,238	0.000042	0.000042	6,498	0.000124	0.06816	0.000068	0.0001	0.006559
OSUN	0.000170	591,093	0.000047	0.000047	14,167	0.000270	0.03889	0.000039	0.0001	0.006426
OYO	0.000210	839,865	0.000067	0.000067	7,049	0.000134	0.12169	0.000122	0.0001	0.007903
PLATEAU	0.000199	855,057	0.000068	0.000068	12,188	0.000232	0.11726	0.000117	0.0001	0.007358
RIVERS	0.000094	923,832	0.000074	0.000074	12,637	0.000241	0.04494	0.000045	0.0001	0.007599
SOKOTO	0.000177	792,034	0.000063	0.000063	13,636	0.000260	0.14552	0.000146	0.0001	0.007766
TARABA	0.000198	263,829	0.000021	0.000021	6,696	0.000128	0.25975	0.000260	0.0001	0.006788
YOBE	0.000154	593,854	0.000048	0.000048	12,208	0.000233	0.20210	0.000202	0.0001	0.006997
ZAMFARA	0.000078	355,938	0.000028	0.000028	8,266	0.000158	0.15152	0.000152	0.0001	0.007012
GRAND TOTAL		26,717,696			420,297		4.00800			
INDICES TOTAL	0.006413		0.002138	0.002138		0.008016		0.004008	0.004008	0.2672

# ACKNOWLEDGEMENTS/CONTACTS

## Acknowledgements

We acknowledge the contributions of our strategic partner, The Office of The Accountant General of The Federation and our technical partners, Proshare in the design, concept and production of this publication.



**OFFICE OF THE ACCOUNTANT  
GENERAL OF THE FEDERATION**


**proshare**


## Contact Us

 @nigerianstat

 NBSNigeria

 [www.nigerianstat.gov.ng](http://www.nigerianstat.gov.ng)

 **Head Office Address**  
Plot 762, Independence Avenue, Central  
Business District, FCT, Abuja Nigeria.

 +234 803 386 5388

 [feedback@nigerianstat.gov.ng](mailto:feedback@nigerianstat.gov.ng)