



NATIONAL BUREAU OF STATISTICS

Liquefied Petroleum Gas (Cooking Gas) Price Watch

(DECEMBER 2020)

Report Date: January 2021

Data Source: National Bureau of Statistics (NBS)

CONTENTS

Executive Summary	1
Average Cooking Gas Prices Across States – 5KG Refilling	2
Average Cooking Gas Prices Across Zones – 5KG Refilling	3
12 Month Average Prices – 5KG Refilling	4
Average Cooking Gas Prices Across States – 12.5KG Refilling	5
Average Cooking Gas Prices Across Zones – 12.5KG Refilling	6
12 Month Average Prices – 12.5KG Refilling	7
Appendix - Tables	8
Methodology	10
Acknowledgment and Contact	11

EXECUTIVE SUMMARY

Average price for the refilling of a 5kg cylinder for Liquefied Petroleum Gas (Cooking Gas) increased by 0.12% month-on-month and decreased by -3.41% year-on-year to N1,949.75 in December 2020 from N1,947.47 in November 2020.

States with the highest average price for the refilling of a 5kg cylinder for Liquefied Petroleum Gas (Cooking Gas) were Bauchi (N2,489.12), Borno (N2,396.69) and Adamawa (N2,392.88).

States with the lowest average price for the refilling of a 5kg cylinder for Liquefied Petroleum Gas (Cooking Gas) were Enugu (N1,563.75), Imo (N1,678.89) and Oyo (N1,691.67).

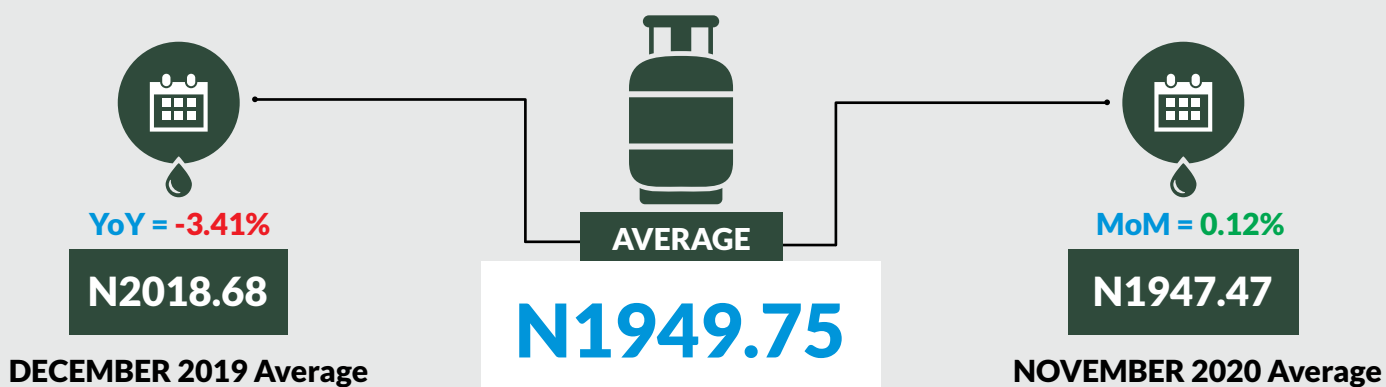
Similarly, average price for the refilling of a 12.5kg cylinder for Liquefied Petroleum Gas (Cooking Gas) increased by 1.75% month-on-month and decreased by -0.52% year-on-year to N4,082.97 in December 2020 from N4,082.97 in November 2020.

States with the highest average price for the refilling of a 12.5kg cylinder for Liquefied Petroleum Gas (Cooking Gas) were Delta (N4,838.46), Cross River/Sokoto (N4,800.00) and Akwa Ibom (N4,614.49).

States with the lowest average price for the refilling of a 12.5kg cylinder for Liquefied Petroleum Gas (Cooking Gas) were Kaduna (N3,191.67), Zamfara (N3,462.50) and Niger (N3,500.00).

LIQUEFIED PETROLEUM GAS (COOKING GAS) PRICE WATCH - DECEMBER 2020

Average Cooking Gas Prices Across States – 5KG Refilling



STATES WITH THE HIGHEST AVERAGE PRICES IN DECEMBER 2020



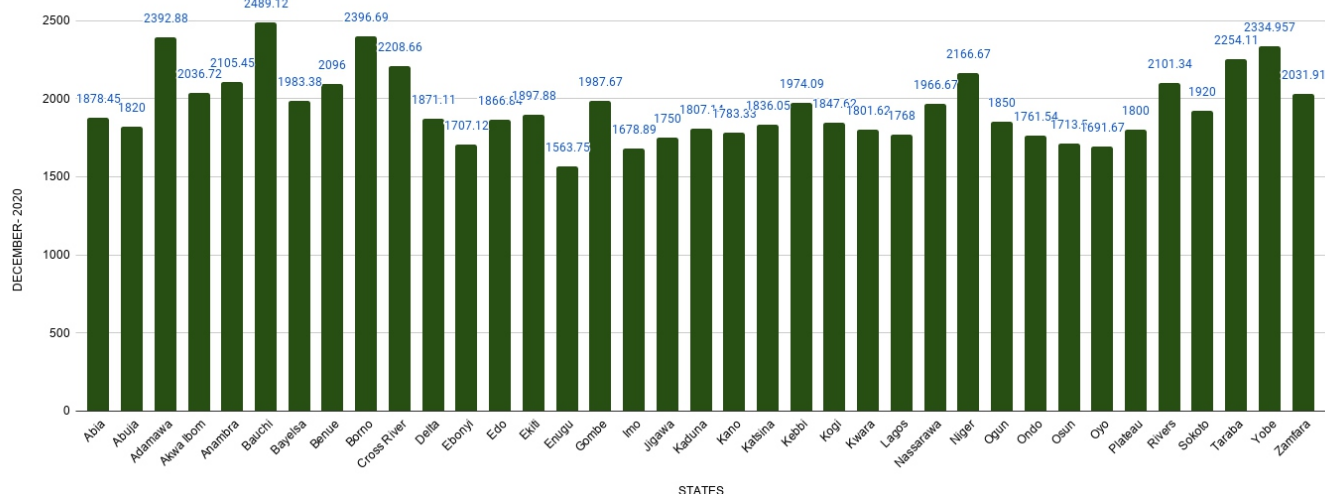
	Dec -20	YoY%	MoM%
BAUCHI	2489.12	-0.10	0.03
BORNO	2396.69	0.56	0.00
ADAMAWA	2392.88	0.57	1.06

STATES WITH THE LOWEST AVERAGE PRICES IN DECEMBER 2020



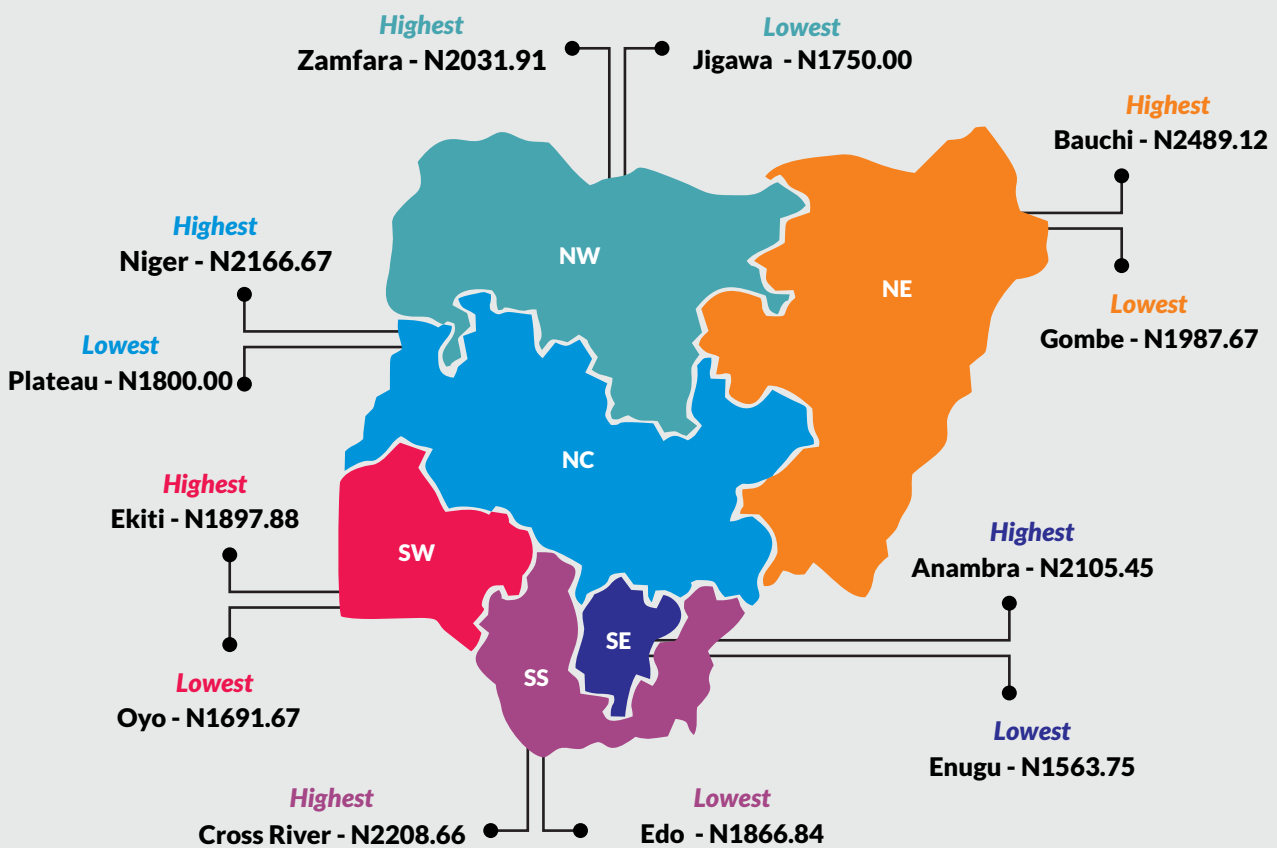

	Dec -20	YoY%	MoM%
ENUGU	1563.75	-14.00	0.18
IMO	1678.89	-13.90	0.99
OYO	1691.67	-9.38	-1.46

AVERAGE COOKING GAS PRICES ACROSS STATES - 5KG REFILLING



LIQUEFIED PETROLEUM GAS (COOKING GAS) PRICE WATCH - DECEMBER 2020

Average Cooking Gas Prices Across Zones – 5KG Refilling



LIQUEFIED PETROLEUM GAS (COOKING GAS) PRICE WATCH - DECEMBER 2020

12 Months Average Prices- 5KG Refilling



January 2020	
Average	2019.10
YoY	-1.02
MoM	0.02

February 2020	
Average	1995.35
YoY	-3.50
MoM	-1.18

March 2020	
Average	1981.07
YoY	-4.04
MoM	-0.72

April 2020	
Average	1957.32
YoY	-4.36
MoM	-1.20

December 2019	
Average	2018.68
YoY	-1.66
MoM	0.92

May 2020	
Average	1965.03
YoY	-3.11
MoM	0.39



AVERAGE

November 2020	
Average	1947.47
YoY	-2.64
MoM	-0.32

December 2020	
Average	1949.75
YoY	-3.41
MoM	0.12

June 2020	
Average	1973.95
YoY	-1.07
MoM	0.45

October 2020	
Average	1953.71
YoY	-0.70
MoM	-1.06


September 2020	
Average	1974.67
YoY	-0.07
MoM	-0.23

August 2020	
Average	1979.15
YoY	-1.06
MoM	0.40

July 2020	
Average	1971.34
YoY	-2.64
MoM	-0.13

LIQUEFIED PETROLEUM GAS (COOKING GAS) PRICE WATCH - DECEMBER 2020

Average Cooking Gas Prices Across States – 12.5KG Refilling



STATES WITH THE HIGHEST AVERAGE PRICES IN DECEMBER 2020



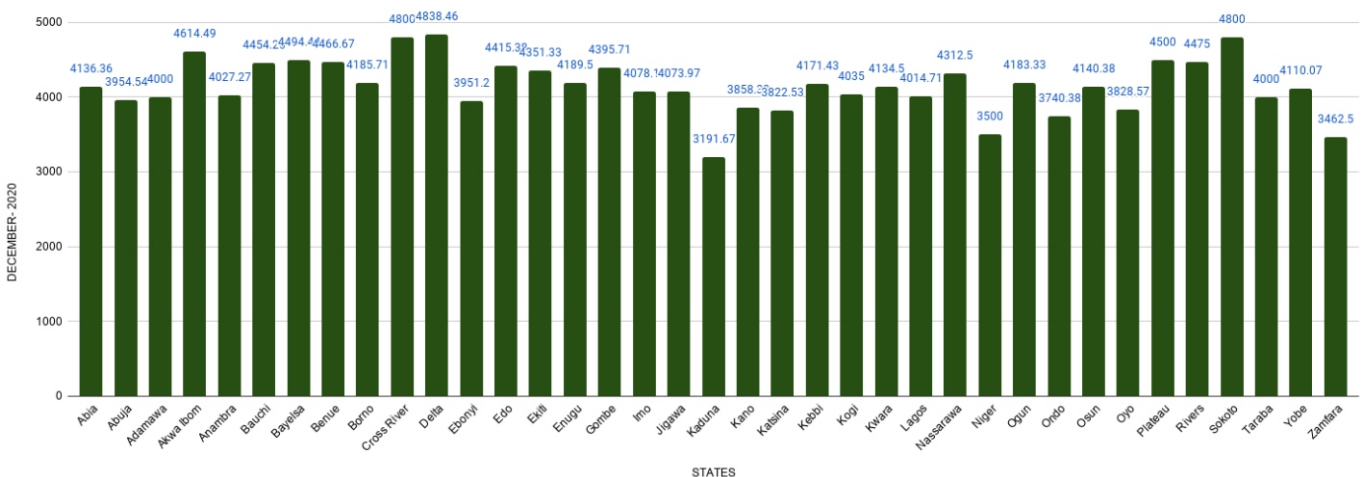
	Dec -20	YoY%	MoM%
DELTA	4838.46	9.88	8.08
CROSS RIVER	4800.00	3.48	6.53
SOKOTO	4800.00	10.90	16.22

STATES WITH THE LOWEST AVERAGE PRICES IN DECEMBER 2020



	Dec -20	YoY%	MoM%
KADUNA	3191.67	-14.20	-18.09
ZAMFARA	3462.50	-3.82	-9.23
NIGER	3500.00	-14.34	-13.04

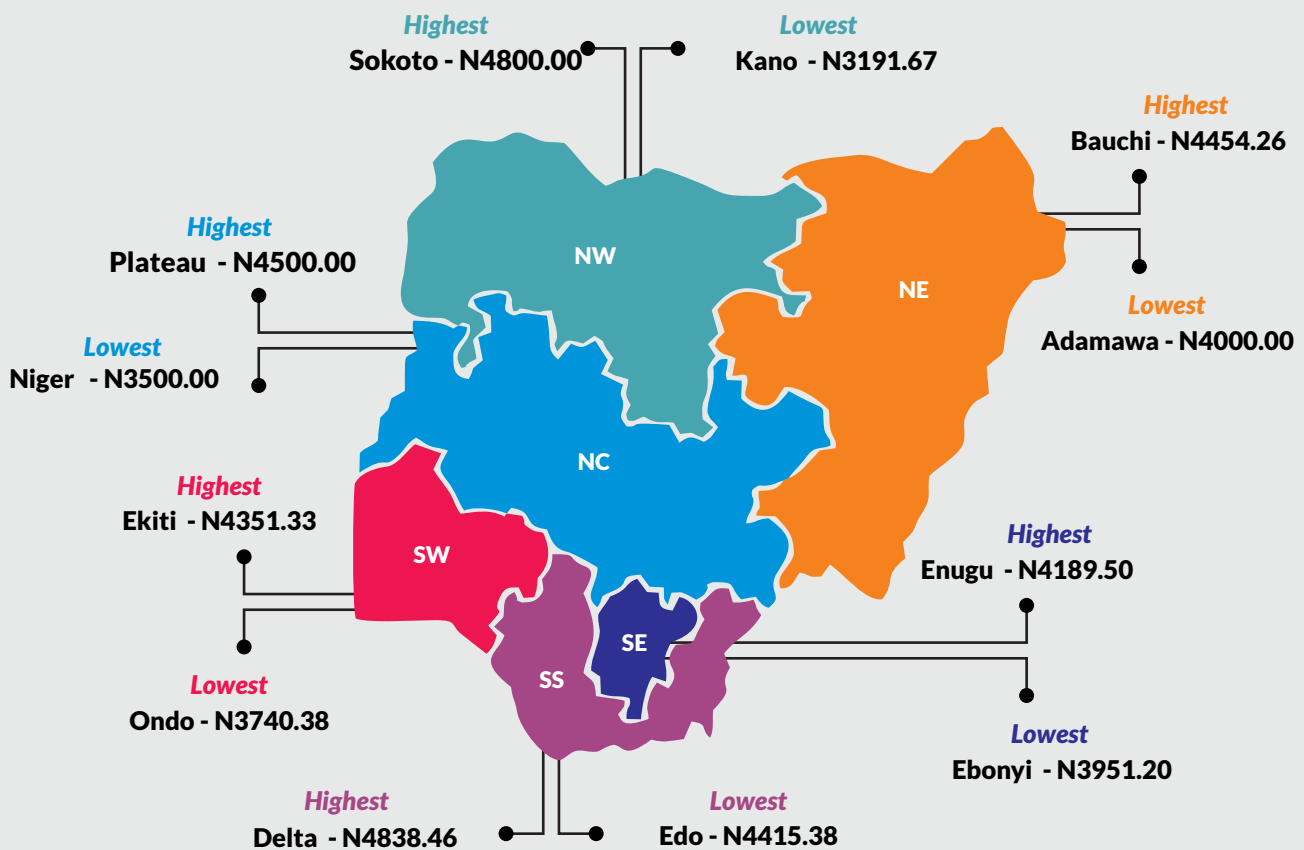
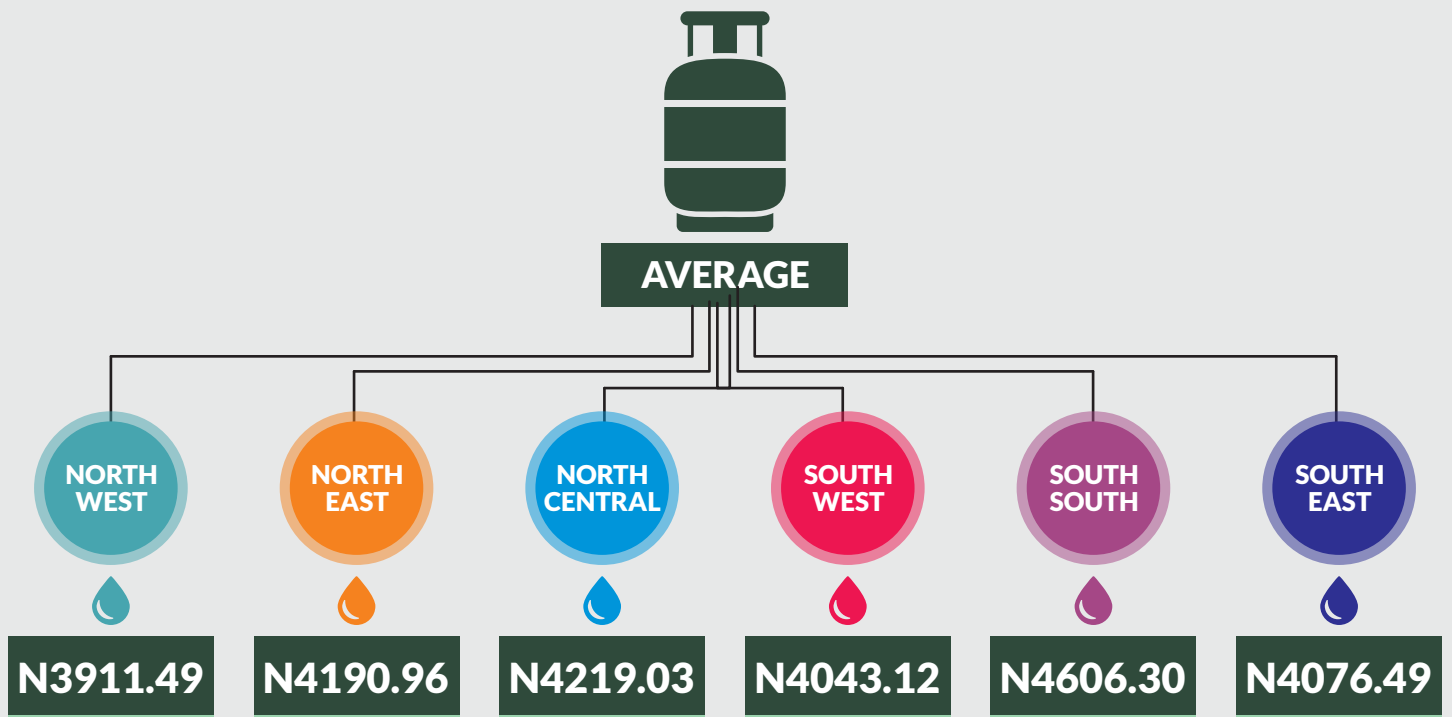
AVERAGE COOKING GAS PRICES ACROSS STATES - 12.5KG REFILLING



LIQUEFIED PETROLEUM GAS (COOKING GAS) PRICE WATCH - DECEMBER 2020



Average Cooking Gas Prices Across Zones – 12.5KG Refilling



LIQUEFIED PETROLEUM GAS (COOKING GAS) PRICE WATCH - DECEMBER 2020

12 Months Average Prices- 12.5KG Refilling



January 2020	
Average	4180.24
YoY	-2.28
MoM	0.10

February 2020	
Average	4180.57
YoY	-1.52
MoM	0.01

March 2020	
Average	4181.22
YoY	-1.84
MoM	0.02

April 2020	
Average	4161.54
YoY	-2.17
MoM	-0.47

December 2019	
Average	4176.20
YoY	-3.60
MoM	1.34

May 2020	
Average	4136.87
YoY	-1.98
MoM	-0.59



AVERAGE

November 2020	
Average	4082.97
YoY	-0.93
MoM	0.11

December 2020	
Average	4154.28
YoY	-0.52
MoM	1.75

June 2020	
Average	4139.18
YoY	-1.98
MoM	-0.59

October 2020	
Average	4078.65
YoY	-0.64
MoM	-0.78

September 2020	
Average	4110.92
YoY	-0.32
MoM	-0.63

August 2020	
Average	4136.80
YoY	-2.04
MoM	0.24

July 2020	
Average	4126.82
YoY	-2.12
MoM	-0.30

METHODOLOGY

Field work is done solely by over 700 NBS Staff in all States of the federation supported by supervisors who are monitored by internal and external observers.

Fuel Prices are collected across all the 774 local governments across all States and the FCT from over 10,000 respondents and locations and reflect actual prices households state they actually bought those fuels together with the prices reportedly sold by the fuel suppliers.

The average of all these prices is then reported for each state and the average for the country is the average for the state.

NBS audit team subsequently conducts randomly selected verification of prices recorded.

ACKNOWLEDGEMENTS/CONTACTS

Acknowledgements

We acknowledge our technical partners, Proshare in the design, concept and production of this publication.





Contact Us

 @nigerianstat

 NBSNigeria

 www.nigerianstat.gov.ng

 **Head Office Address**
Plot 762, Independence Avenue, Central
Business District, FCT, Abuja Nigeria.

 +234 803 386 5388

 feedback@nigerianstat.gov.ng