



NATIONAL BUREAU OF STATISTICS

Road Transport Data

(Q3 2020)

Report Date: December 2020

Data Source: National Bureau of Statistics / Federal Road Safety Corps (FRSC)

CONTENTS

Executive Summary	1
All States Data	
Abia	2
FCT, Abuja	3
Adamawa	4
Akwa ibom	5
Anambra	6
Bauchi	7
Bayelsa	8
Benue	9
Borno	10
Cross river	11
Delta	12
Ebonyi	13
Edo	14
Ekiti	15
Enugu	16
Gombe	17
Imo	18
Jigawa	19
Kaduna	20
Kano	21
Katsina	22
Kebbi	23
Kogi	24
Kwara	25
Lagos	26
Nassarawa	27
Niger	28
Ogun	29
Ondo	30
Osun	31
Oyo	32
Plateau	33
Rivers	34
Sokoto	35
Taraba	36
Yobe	37
Zamfara	38
Total	39
Sex Distribution of Persons Killed In Road Traffic Crashes	40
Number of Vehicles Involved In Road Traffic Crashes	41
Category of Vehicles Involved In Road Traffic Crashes	42
Methodology	43
Appendix	44
Acknowledgements/Contacts	49

EXECUTIVE SUMMARY


The Q3 2020 road transport data reflected that 3,066 road crashes occurred in Q3 2020. Speed violation is reported as the major cause of road crashes in Q3 2020 and it accounted for 57.26% of the total road crashes reported, Wrongful overtaking followed closely as it accounted for 7.11% of the total road crashes recorded while Dangerous Overtaking recorded the least of the total road crashes reported.

Similarly, a total of 1,236 Nigerians got killed in the road traffic crashes recorded in Q3 2020. Out of the total Nigerians that got killed, 1,176 are adults representing 95% of the figure while the remaining 60 Nigerians are children representing 5%. 976 male Nigerians, representing 79%, got killed in road crashes in Q3 2020 while 200 female Nigerians, representing 16% got killed.

A total of 4,893 vehicles were involved in road traffic crashes in Q3 2020. Car is reported to be the major type of vehicle involved in road crashes and it accounted for 30.30% of the vehicles involved in road crashes reported followed by Motorcycle and Minibus as they both accounted for 22.60% and 15.50% respectively. Data on the category of vehicles involved in road crashes in Q3 2020 reflected that 61% of vehicles are commercial (2,987), 37.80% are private (1,849) and 1.10% are government with 56 vehicles involved.



ROAD TRAFFIC CRASHES Q3 2020

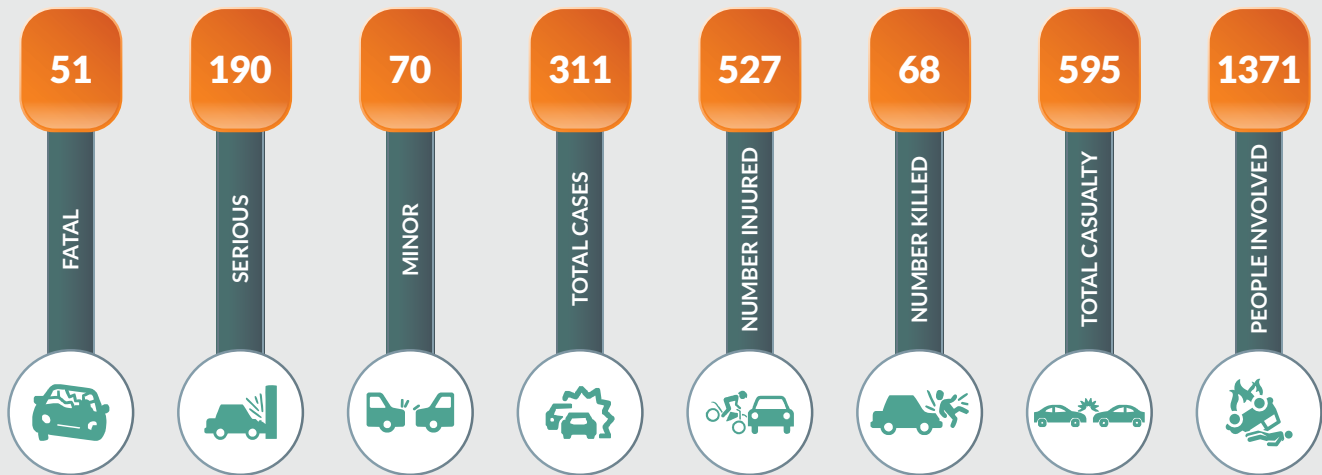


CAUSATIVE FACTORS OF ROAD TRAFFIC CRASHES, Q3 2020





ROAD TRAFFIC CRASHES Q3 2020

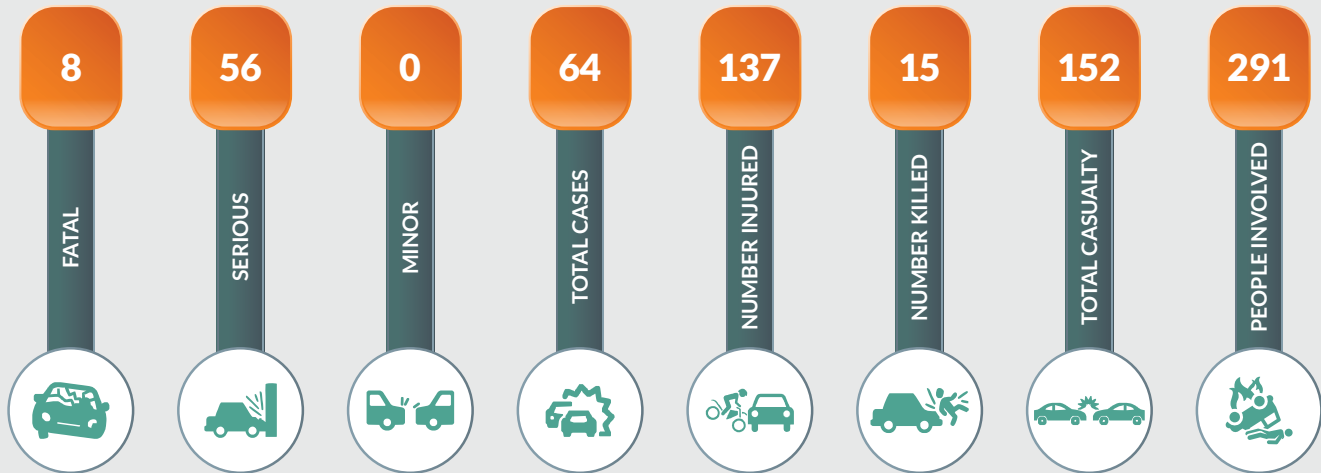


CAUSATIVE FACTORS OF ROAD TRAFFIC CRASHES, Q3 2020





ROAD TRAFFIC CRASHES Q3 2020

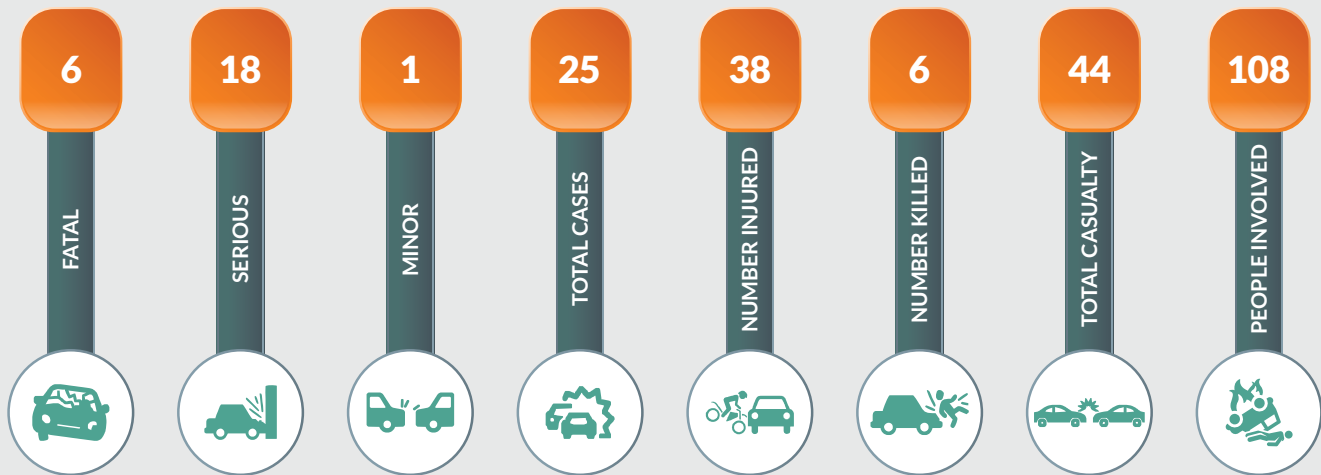


CAUSATIVE FACTORS OF ROAD TRAFFIC CRASHES, Q3 2020





ROAD TRAFFIC CRASHES Q3 2020

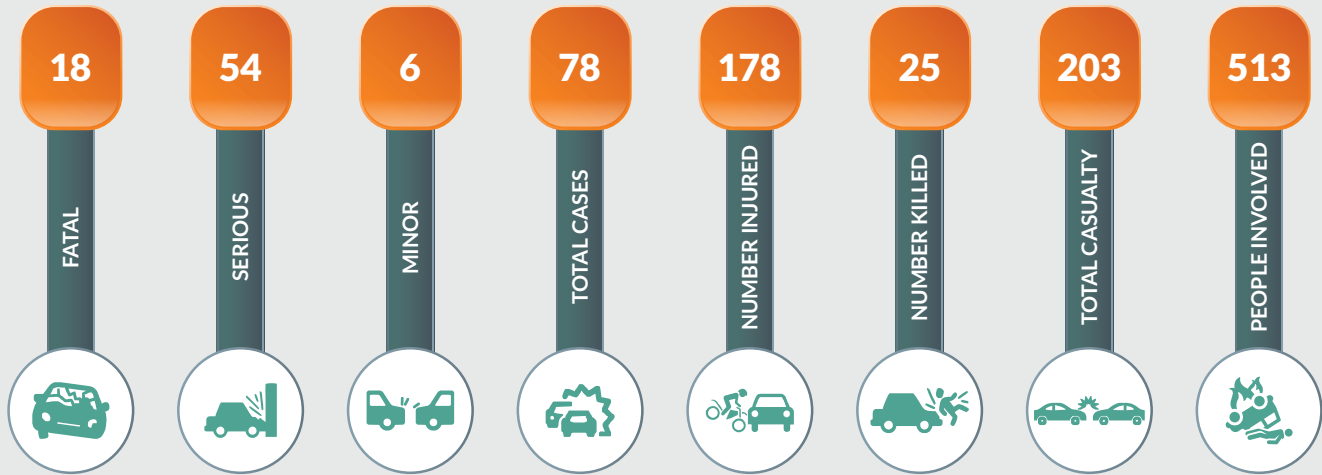


CAUSATIVE FACTORS OF ROAD TRAFFIC CRASHES, Q3 2020





ROAD TRAFFIC CRASHES Q3 2020

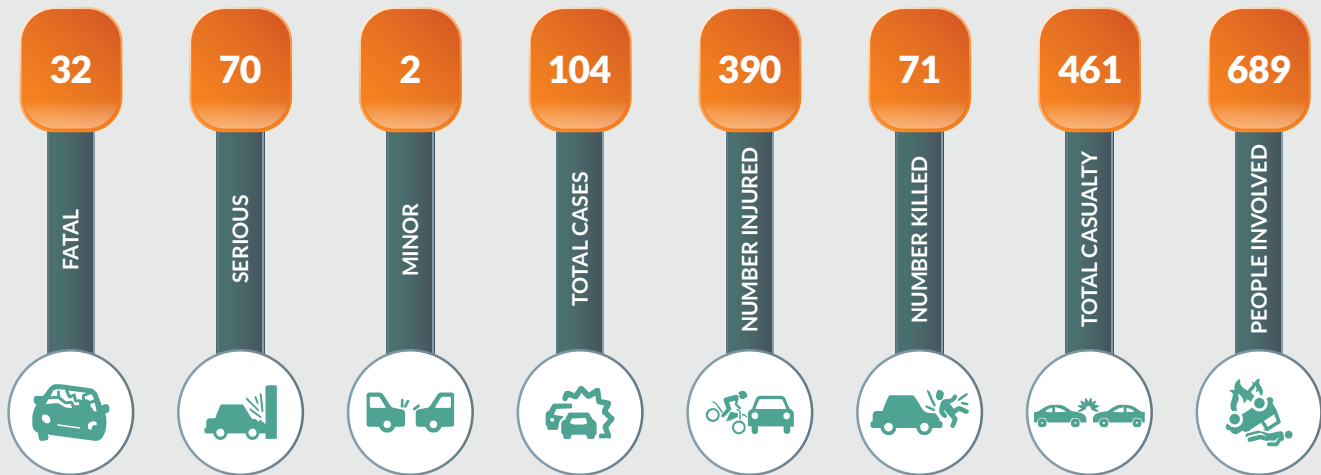


CAUSATIVE FACTORS OF ROAD TRAFFIC CRASHES, Q3 2020





ROAD TRAFFIC CRASHES Q3 2020

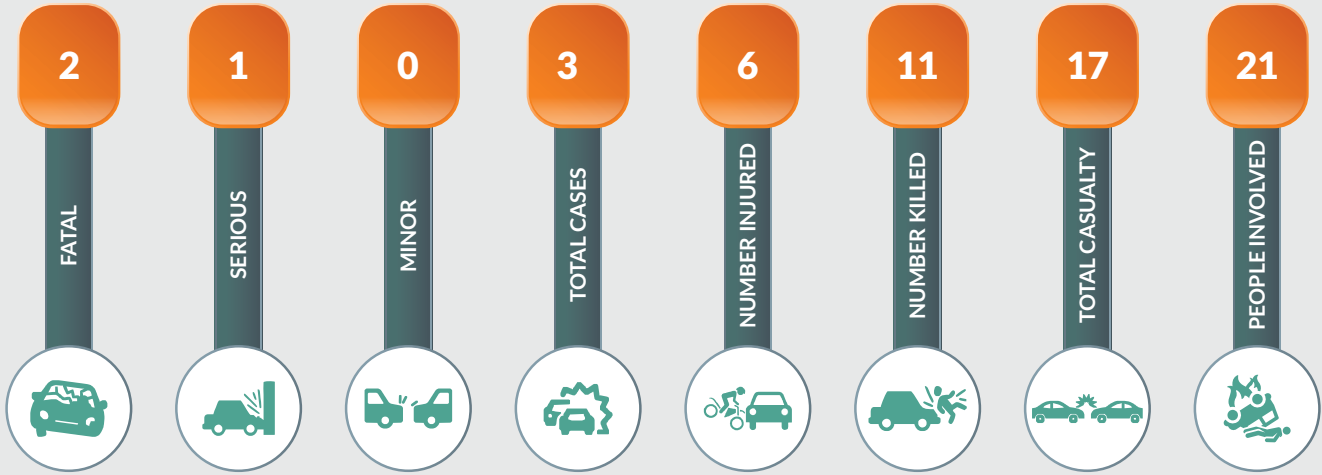


CAUSATIVE FACTORS OF ROAD TRAFFIC CRASHES, Q3 2020





ROAD TRAFFIC CRASHES Q3 2020




CAUSATIVE FACTORS OF ROAD TRAFFIC CRASHES, Q3 2020





ROAD TRAFFIC CRASHES Q3 2020

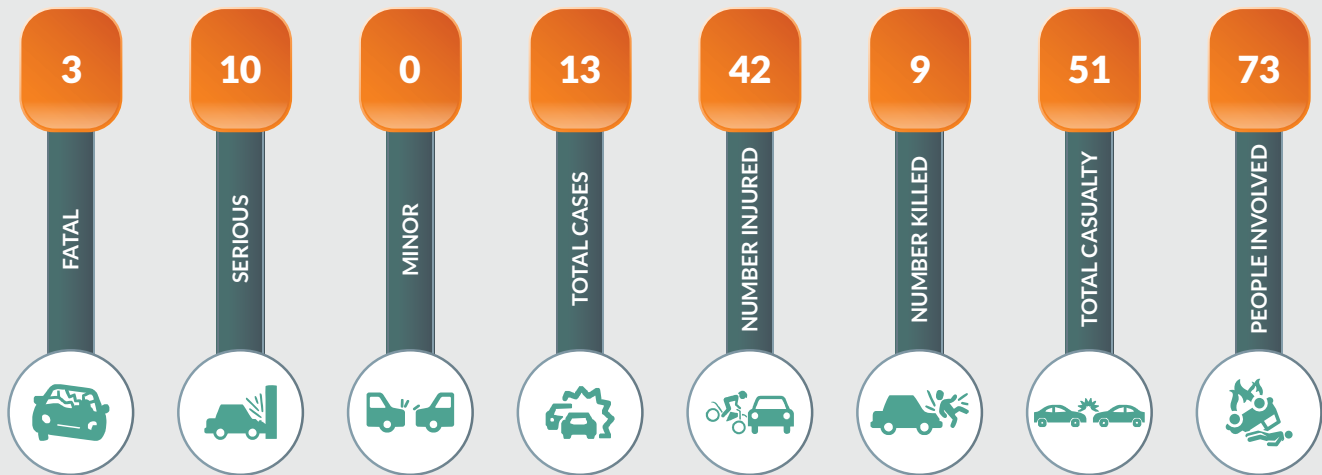


CAUSATIVE FACTORS OF ROAD TRAFFIC CRASHES, Q3 2020

	Speed Violation 81		Use of Phone While Driving 0		Tyre Burst 0		Mechanically Deficient Vehicle 0
	Brake Failure 0		Overloading 0		Dangerous Overtaking 0		Wrongful Overtaking 0
	Dangerous Driving 0		Bad Road 0		Route Violation 1		Road Obstruction Violation 0
	Sleeping on Steering 0		Driving Under Alcohol/Drug Influence 0		Poor Weather 0		Fatigue 0
	Sign Light Violation 0		OTHERS 2			Total 84 Road traffic crashes	



ROAD TRAFFIC CRASHES Q3 2020

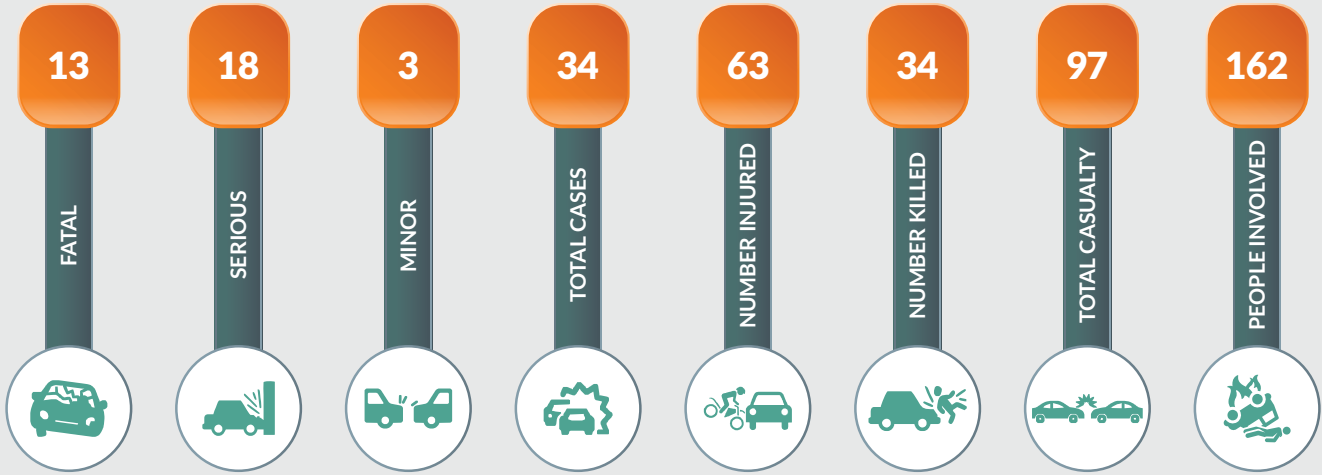


CAUSATIVE FACTORS OF ROAD TRAFFIC CRASHES, Q3 2020

	Speed Violation 7		Use of Phone While Driving 0		Tyre Burst 2		Mechanically Deficient Vehicle 4
	Brake Failure 0		Overloading 0		Dangerous Overtaking 0		Wrongful Overtaking 0
	Dangerous Driving 0		Bad Road 0		Route Violation 0		Road Obstruction Violation 0
	Sleeping on Steering 0		Driving Under Alcohol/Drug Influence 0		Poor Weather 0		Fatigue 0
	Sign Light Violation 1		OTHERS 0			Total 14 Road traffic crashes	



ROAD TRAFFIC CRASHES Q3 2020

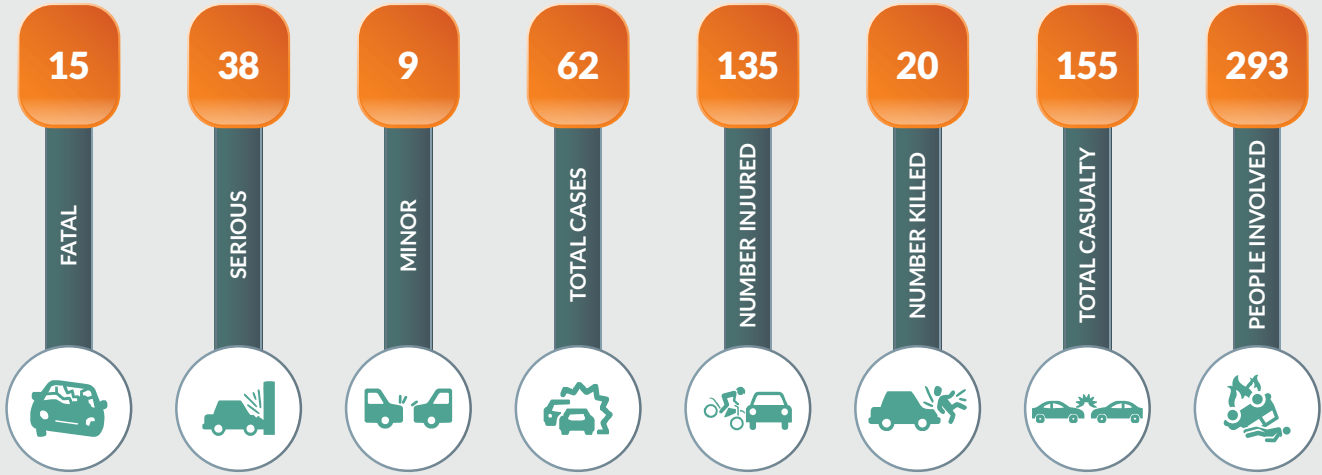


CAUSATIVE FACTORS OF ROAD TRAFFIC CRASHES, Q3 2020





ROAD TRAFFIC CRASHES Q3 2020

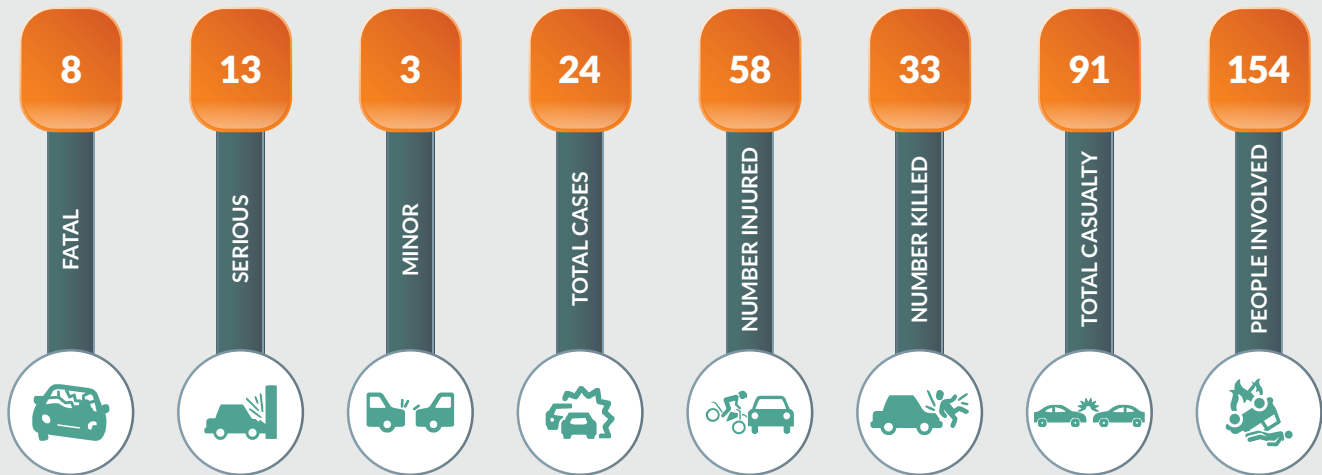


CAUSATIVE FACTORS OF ROAD TRAFFIC CRASHES, Q3 2020





ROAD TRAFFIC CRASHES Q3 2020




CAUSATIVE FACTORS OF ROAD TRAFFIC CRASHES, Q3 2020

	Speed Violation	10		Use of Phone While Driving	0		Tyre Burst	2		Mechanically Deficient Vehicle	0
	Brake Failure	1		Overloading	0		Dangerous Overtaking	0		Wrongful Overtaking	6
	Dangerous Driving	5		Bad Road	26		Route Violation	0		Road Obstruction Violation	0
	Sleeping on Steering	0		Driving Under Alcohol/Drug Influence	0		Poor Weather	0		Fatigue	0
	Sign Light Violation	1		OTHERS	0			Total	51	Road traffic crashes	



ROAD TRAFFIC CRASHES Q3 2020

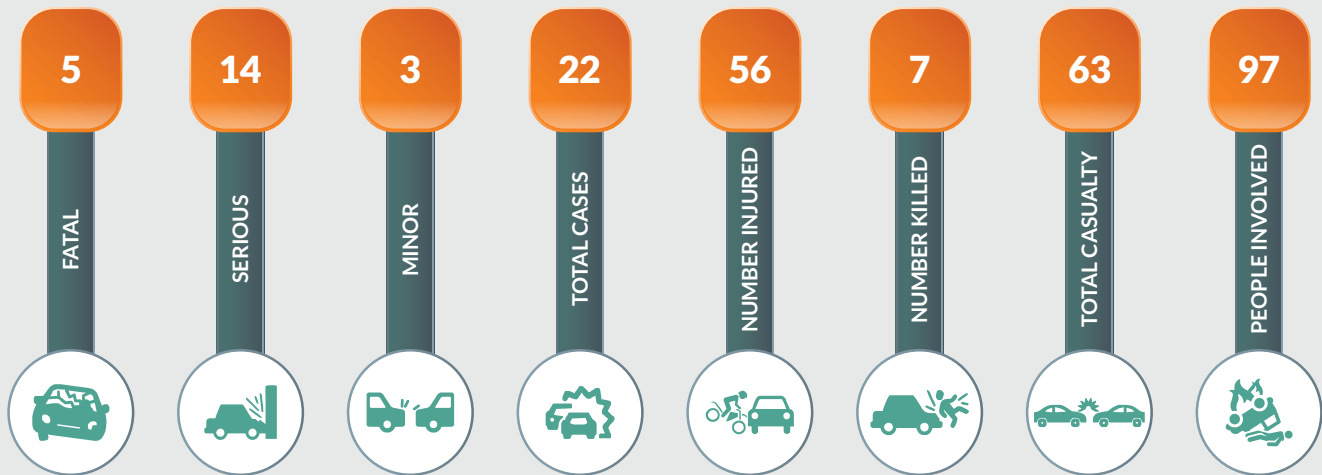


CAUSATIVE FACTORS OF ROAD TRAFFIC CRASHES, Q3 2020





ROAD TRAFFIC CRASHES Q3 2020

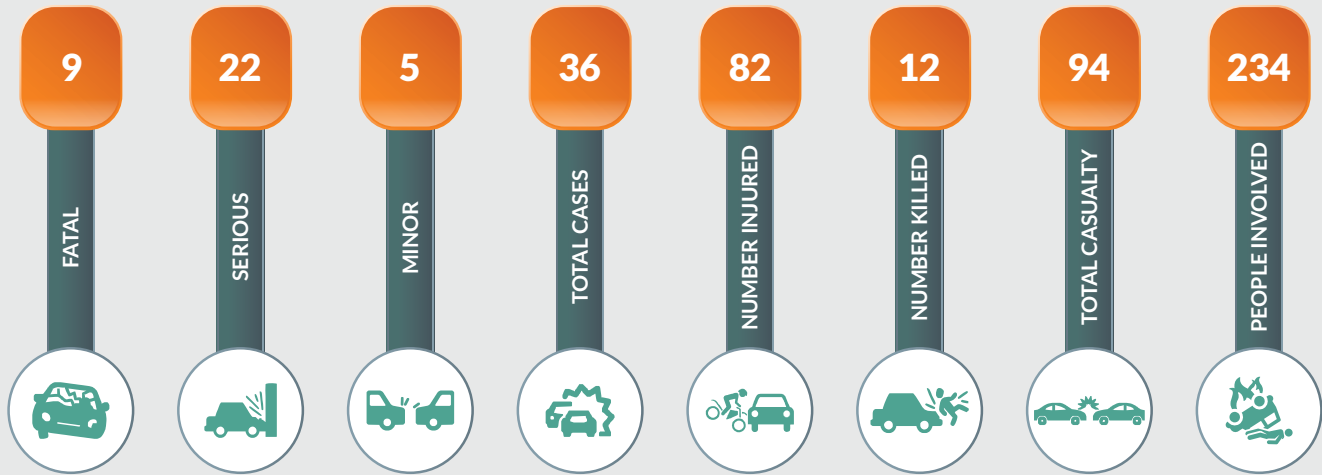


CAUSATIVE FACTORS OF ROAD TRAFFIC CRASHES, Q3 2020





ROAD TRAFFIC CRASHES Q3 2020

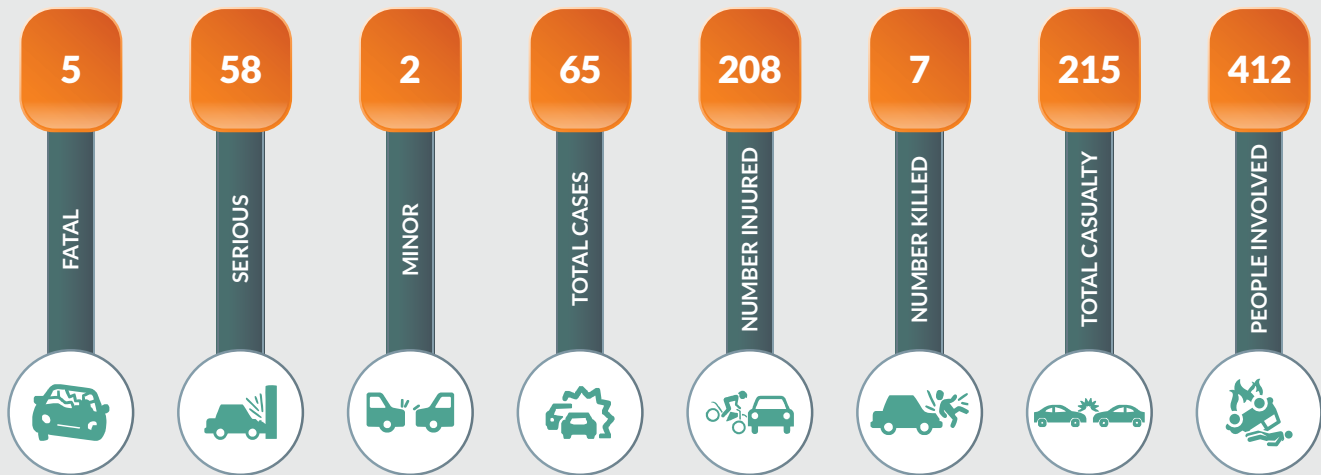


CAUSATIVE FACTORS OF ROAD TRAFFIC CRASHES, Q3 2020





ROAD TRAFFIC CRASHES Q3 2020

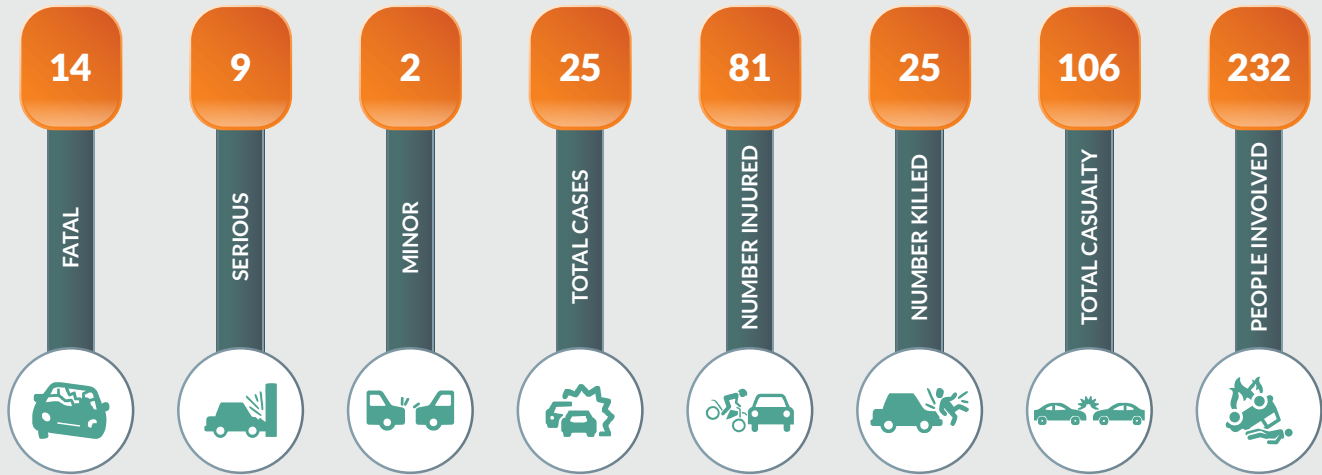


CAUSATIVE FACTORS OF ROAD TRAFFIC CRASHES, Q3 2020





ROAD TRAFFIC CRASHES Q3 2020

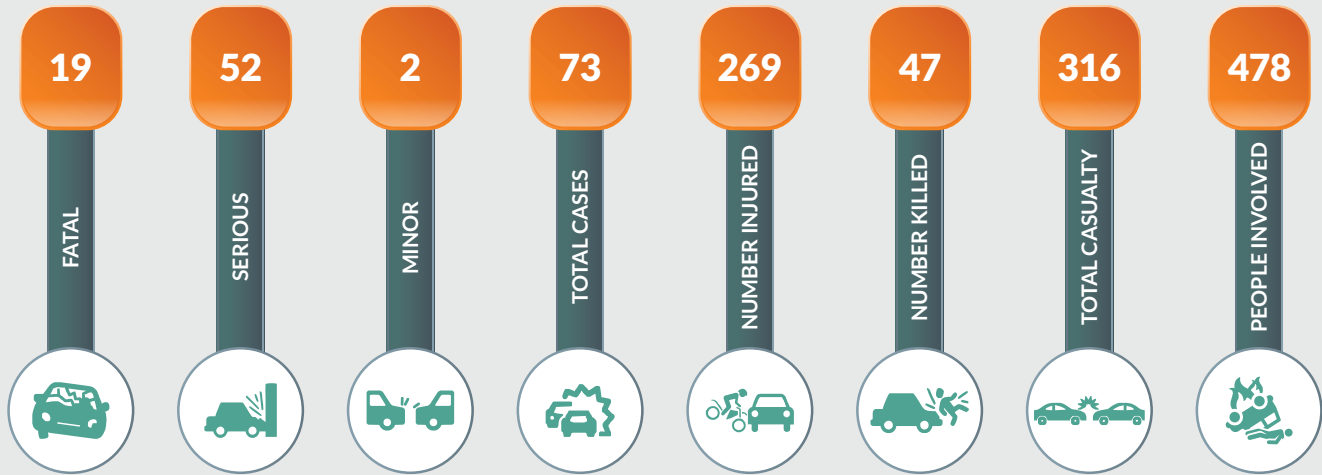


CAUSATIVE FACTORS OF ROAD TRAFFIC CRASHES, Q3 2020





ROAD TRAFFIC CRASHES Q3 2020




CAUSATIVE FACTORS OF ROAD TRAFFIC CRASHES, Q3 2020





ROAD TRAFFIC CRASHES Q3 2020

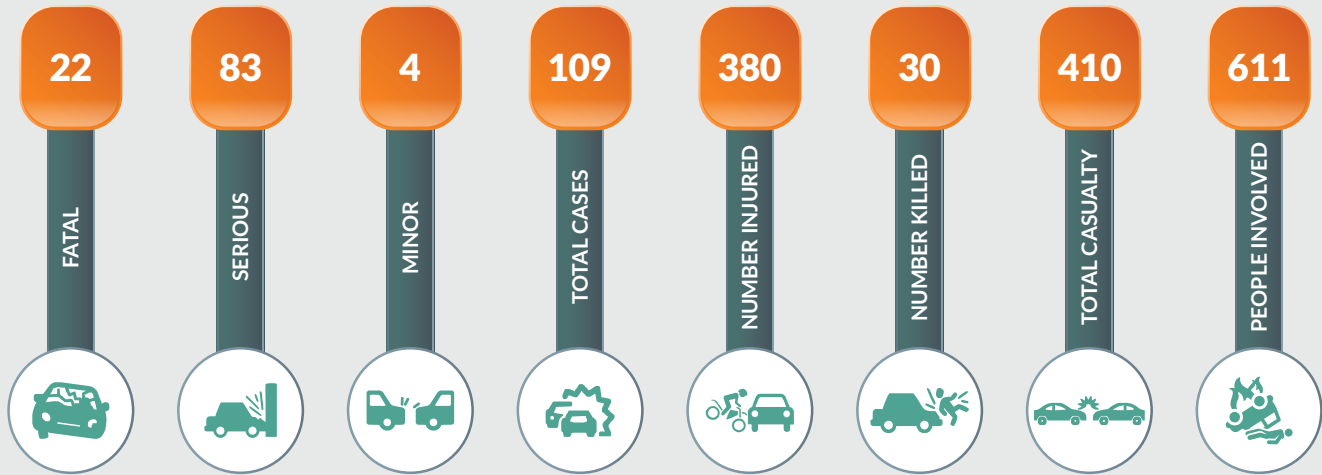


CAUSATIVE FACTORS OF ROAD TRAFFIC CRASHES, Q3 2020





ROAD TRAFFIC CRASHES Q3 2020

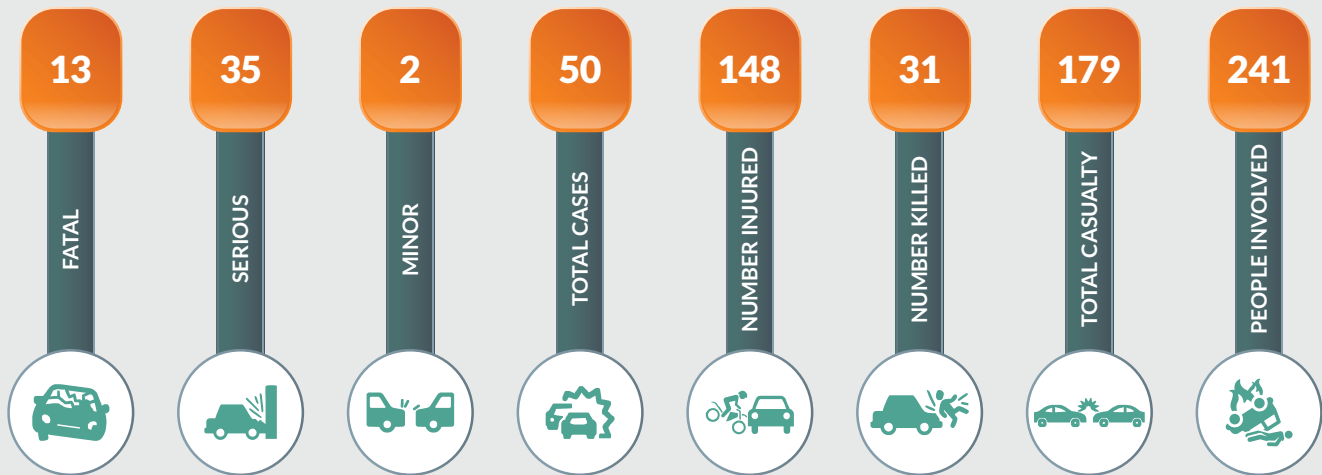


CAUSATIVE FACTORS OF ROAD TRAFFIC CRASHES, Q3 2020





ROAD TRAFFIC CRASHES Q3 2020




CAUSATIVE FACTORS OF ROAD TRAFFIC CRASHES, Q3 2020

	Speed Violation 56		Use of Phone While Driving 0		Tyre Burst 2		Mechanically Deficient Vehicle 0
	Brake Failure 0		Overloading 0		Dangerous Overtaking 0		Wrongful Overtaking 1
	Dangerous Driving 11		Bad Road 1		Route Violation 0		Road Obstruction Violation 0
	Sleeping on Steering 4		Driving Under Alcohol/Drug Influence 0		Poor Weather 0		Fatigue 1
	Sign Light Violation 0		OTHERS 0			Total 76 Road traffic crashes	



ROAD TRAFFIC CRASHES Q3 2020

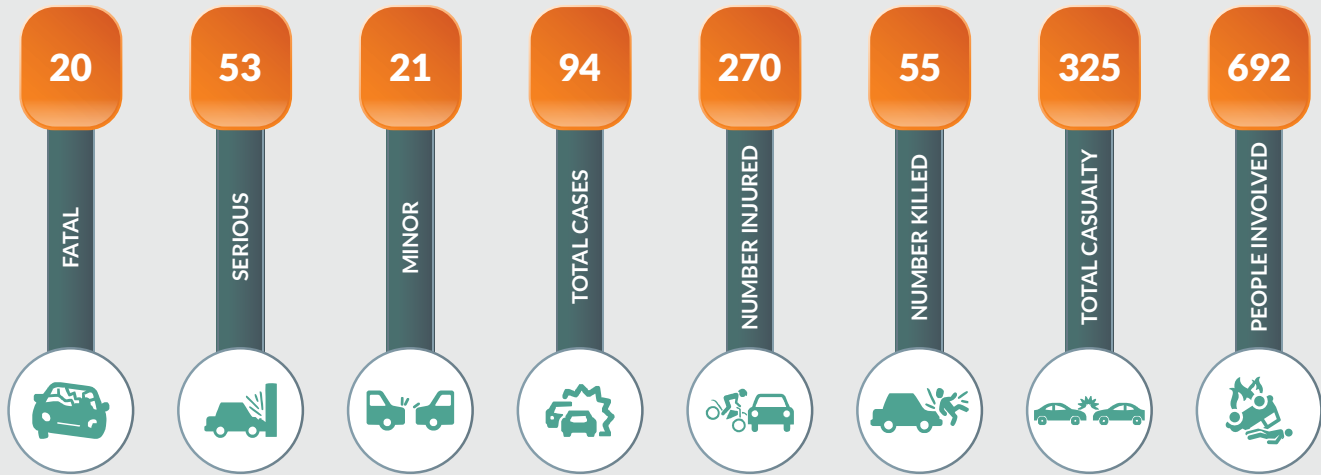


CAUSATIVE FACTORS OF ROAD TRAFFIC CRASHES, Q3 2020

	Speed Violation 43		Use of Phone While Driving 2		Tyre Burst 1		Mechanically Deficient Vehicle 0
	Brake Failure 1		Overloading 2		Dangerous Overtaking 0		Wrongful Overtaking 8
	Dangerous Driving 0		Bad Road 0		Route Violation 3		Road Obstruction Violation 1
	Sleeping on Steering 1		Driving Under Alcohol/Drug Influence 0		Poor Weather 0		Fatigue 0
	Sign Light Violation 0		OTHERS 0			Total 62	Road traffic crashes



ROAD TRAFFIC CRASHES Q3 2020




CAUSATIVE FACTORS OF ROAD TRAFFIC CRASHES, Q3 2020





ROAD TRAFFIC CRASHES Q3 2020

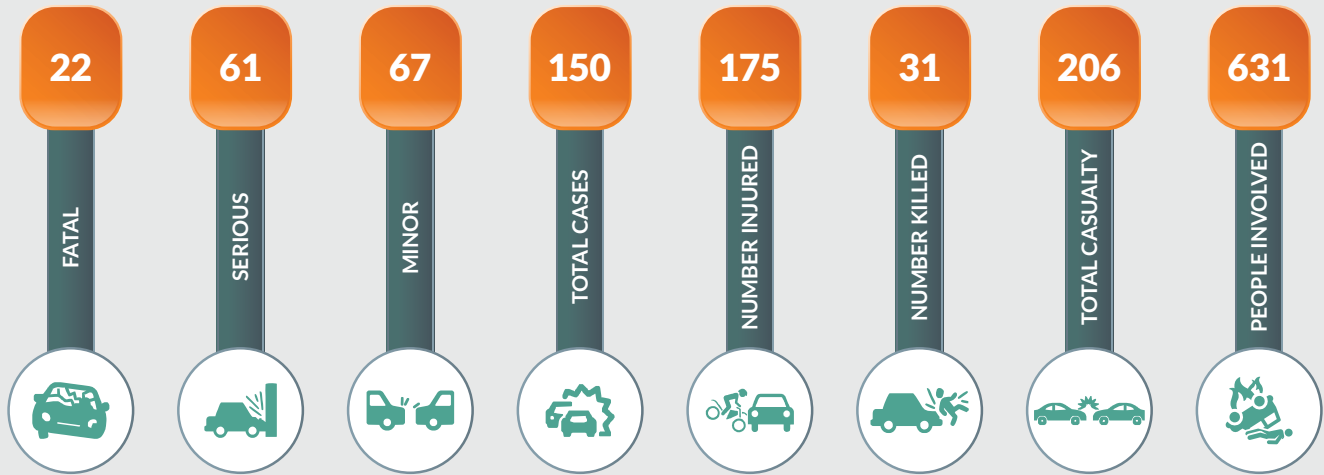


CAUSATIVE FACTORS OF ROAD TRAFFIC CRASHES, Q3 2020





ROAD TRAFFIC CRASHES Q3 2020

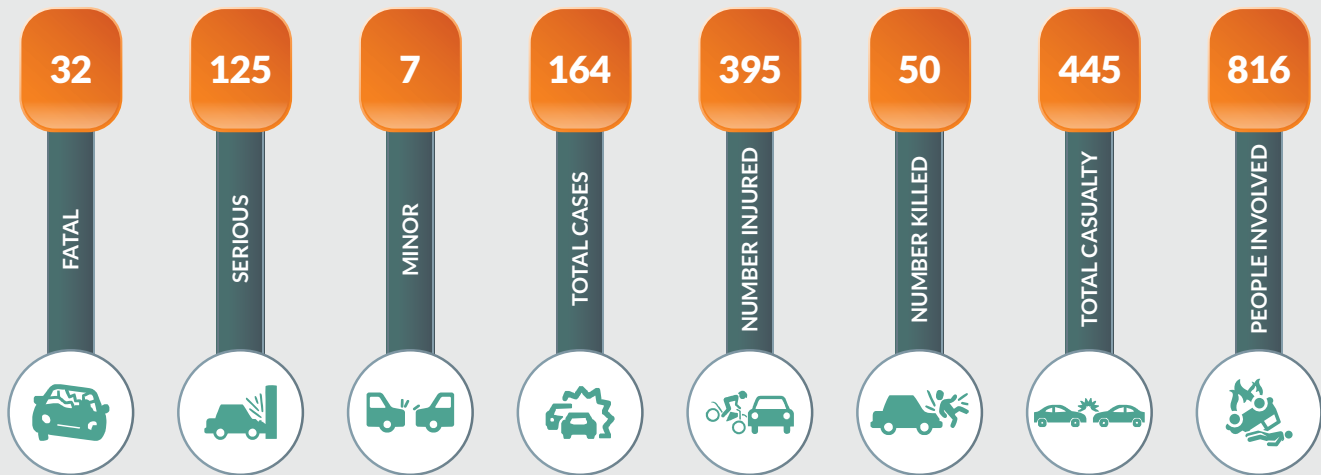


CAUSATIVE FACTORS OF ROAD TRAFFIC CRASHES, Q3 2020





ROAD TRAFFIC CRASHES Q3 2020




CAUSATIVE FACTORS OF ROAD TRAFFIC CRASHES, Q3 2020





ROAD TRAFFIC CRASHES Q3 2020




CAUSATIVE FACTORS OF ROAD TRAFFIC CRASHES, Q3 2020





ROAD TRAFFIC CRASHES Q3 2020

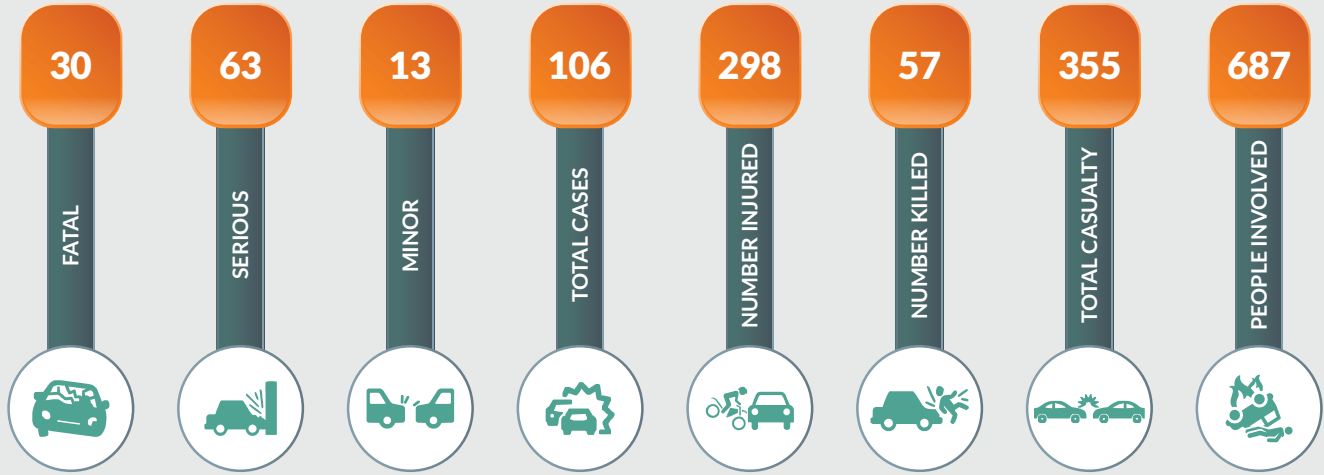


CAUSATIVE FACTORS OF ROAD TRAFFIC CRASHES, Q3 2020





ROAD TRAFFIC CRASHES Q3 2020

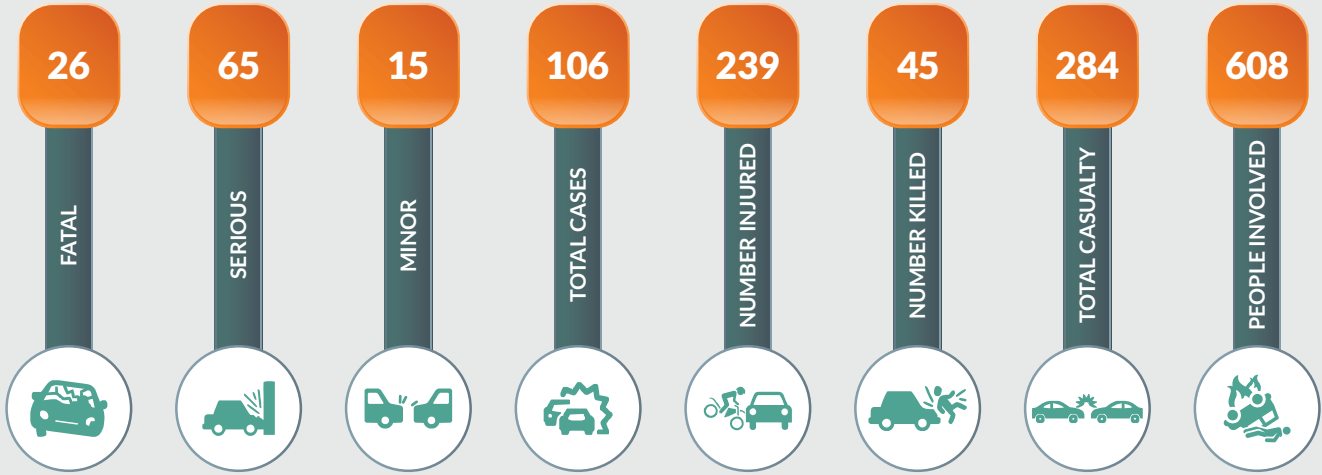


CAUSATIVE FACTORS OF ROAD TRAFFIC CRASHES, Q3 2020





ROAD TRAFFIC CRASHES Q3 2020

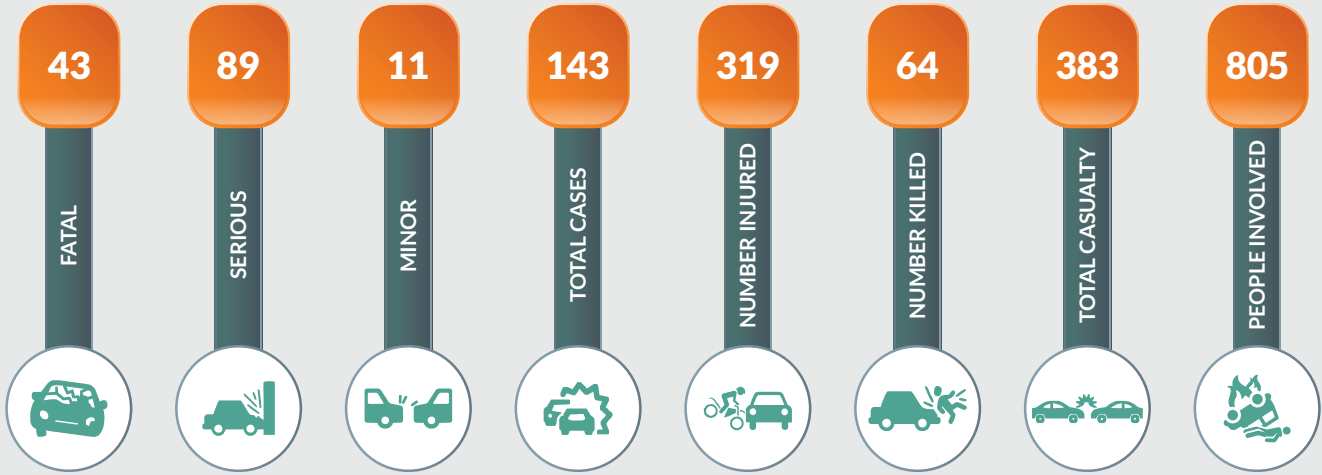


CAUSATIVE FACTORS OF ROAD TRAFFIC CRASHES, Q3 2020





ROAD TRAFFIC CRASHES Q3 2020




CAUSATIVE FACTORS OF ROAD TRAFFIC CRASHES, Q3 2020





ROAD TRAFFIC CRASHES Q3 2020

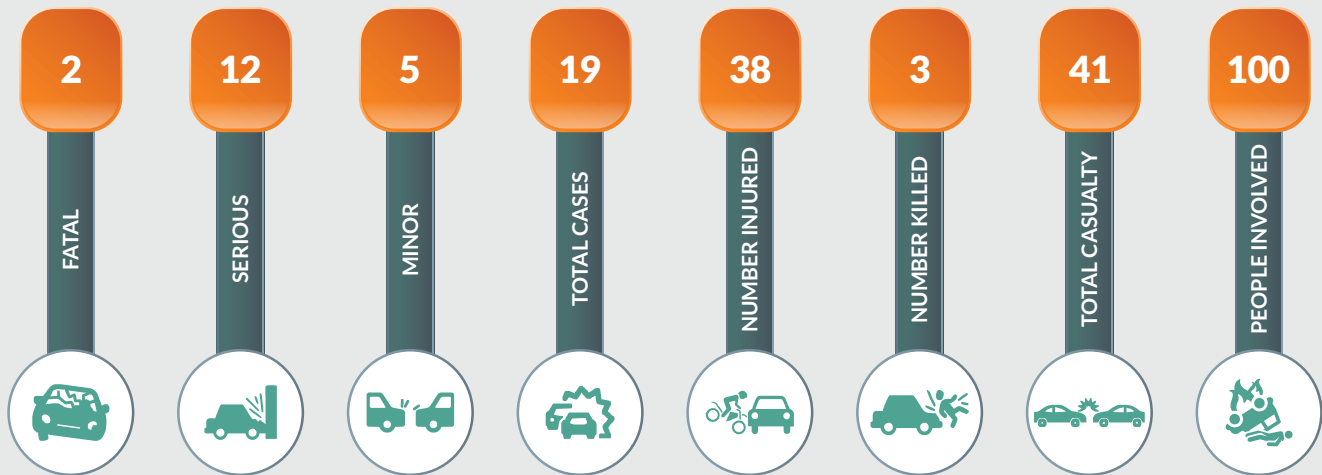


CAUSATIVE FACTORS OF ROAD TRAFFIC CRASHES, Q3 2020





ROAD TRAFFIC CRASHES Q3 2020

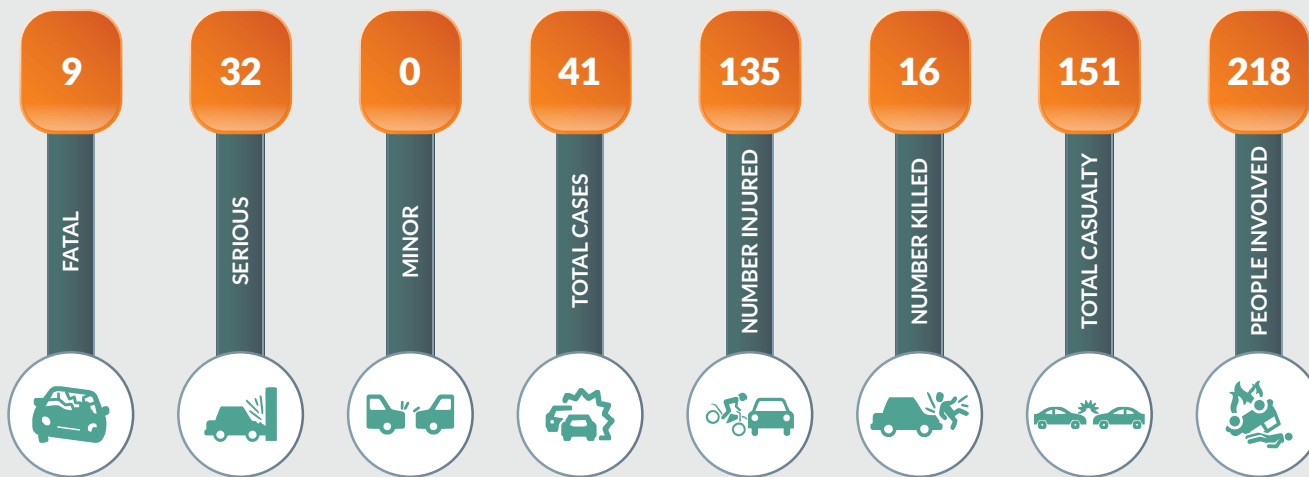


CAUSATIVE FACTORS OF ROAD TRAFFIC CRASHES, Q3 2020





ROAD TRAFFIC CRASHES Q3 2020

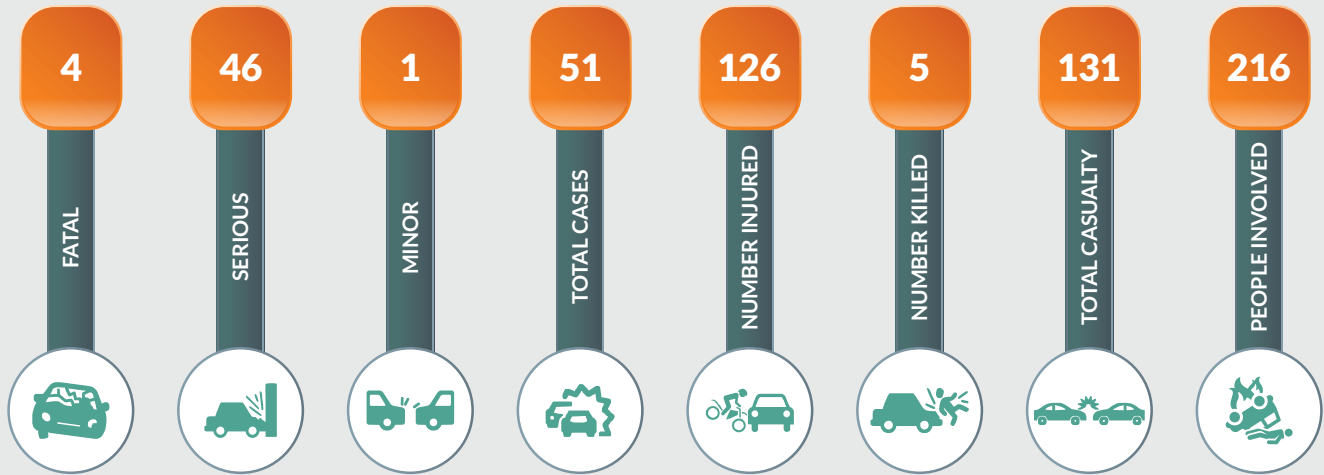


CAUSATIVE FACTORS OF ROAD TRAFFIC CRASHES, Q3 2020





ROAD TRAFFIC CRASHES Q3 2020

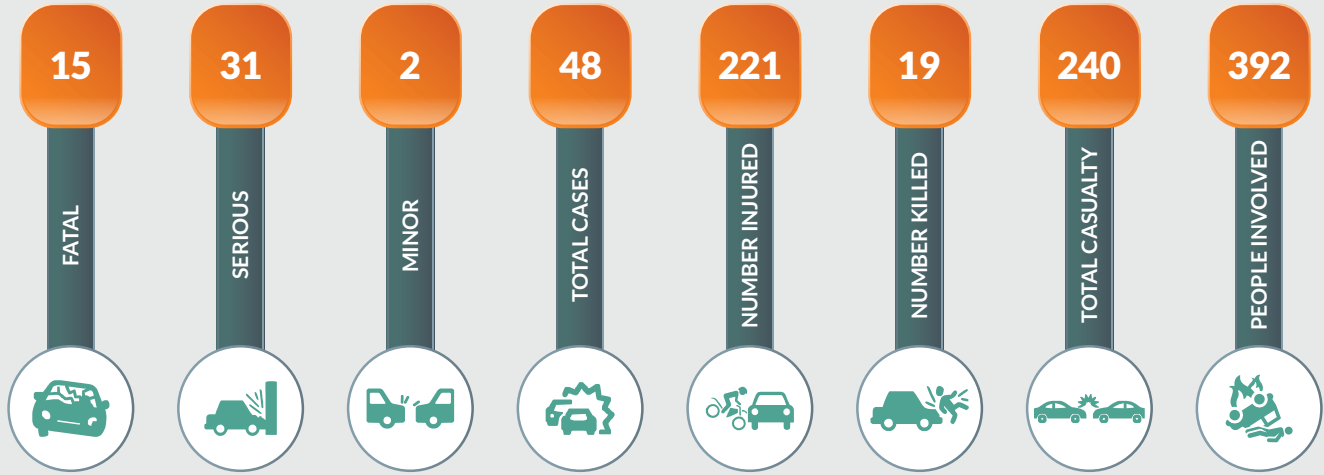


CAUSATIVE FACTORS OF ROAD TRAFFIC CRASHES, Q3 2020





ROAD TRAFFIC CRASHES Q3 2020

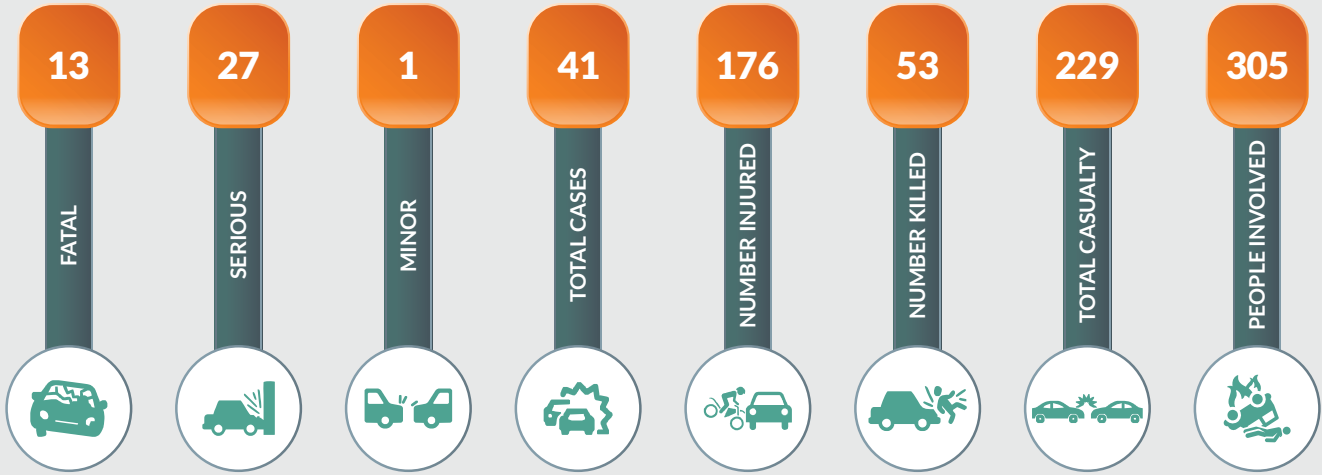


CAUSATIVE FACTORS OF ROAD TRAFFIC CRASHES, Q3 2020





ROAD TRAFFIC CRASHES Q3 2020

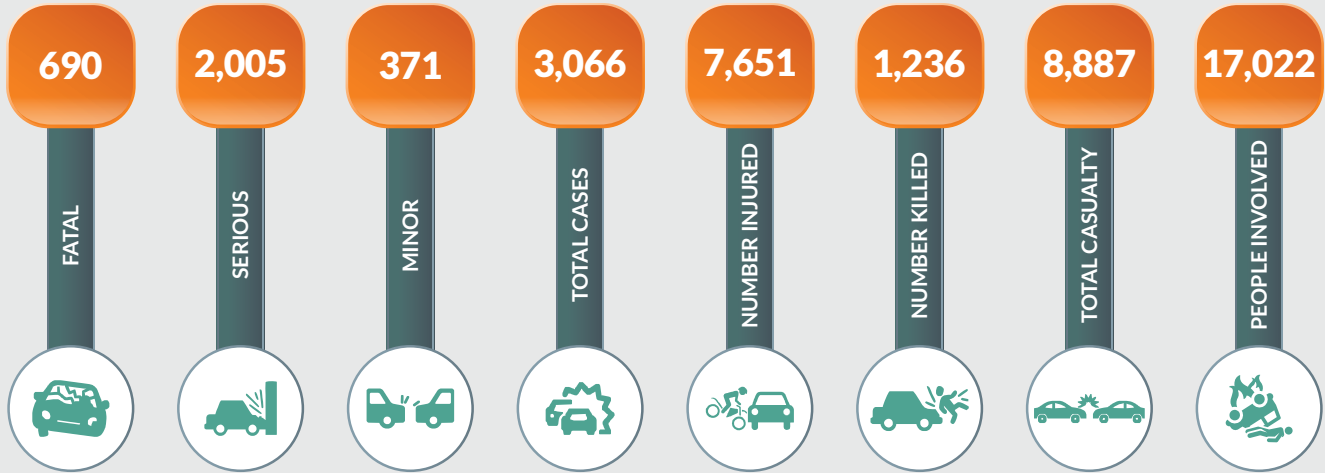


CAUSATIVE FACTORS OF ROAD TRAFFIC CRASHES, Q3 2020





ROAD TRAFFIC CRASHES Q3 2020



CAUSATIVE FACTORS OF ROAD TRAFFIC CRASHES, Q3 2020



ROAD TRANSPORT DATA - Q3 2020

Sex Distribution of Persons Killed In Road Traffic Crashes



MALE ADULT



FREQUENCY

976

PERCENTAGE

79%

FEMALE ADULT



FREQUENCY

200

PERCENTAGE

16%



MALE CHILD



FREQUENCY

31

PERCENTAGE

3%

FEMALE CHILD



FREQUENCY

29

PERCENTAGE

2%



Total

FREQUENCY

1,236

ROAD TRANSPORT DATA - Q3 2020

Number of Vehicles Involved In Road Traffic Crashes



VEHICLES INVOLVED



Bicycle

9



Motorcycle

1,105



Tricycle

226



Car

1481



SUV(Jeep)

162



Van

12



Minibus

757



Luxury Bus

7



Pick-up

118



Truck

682



Tanker

84



Trailer

210



Others

40

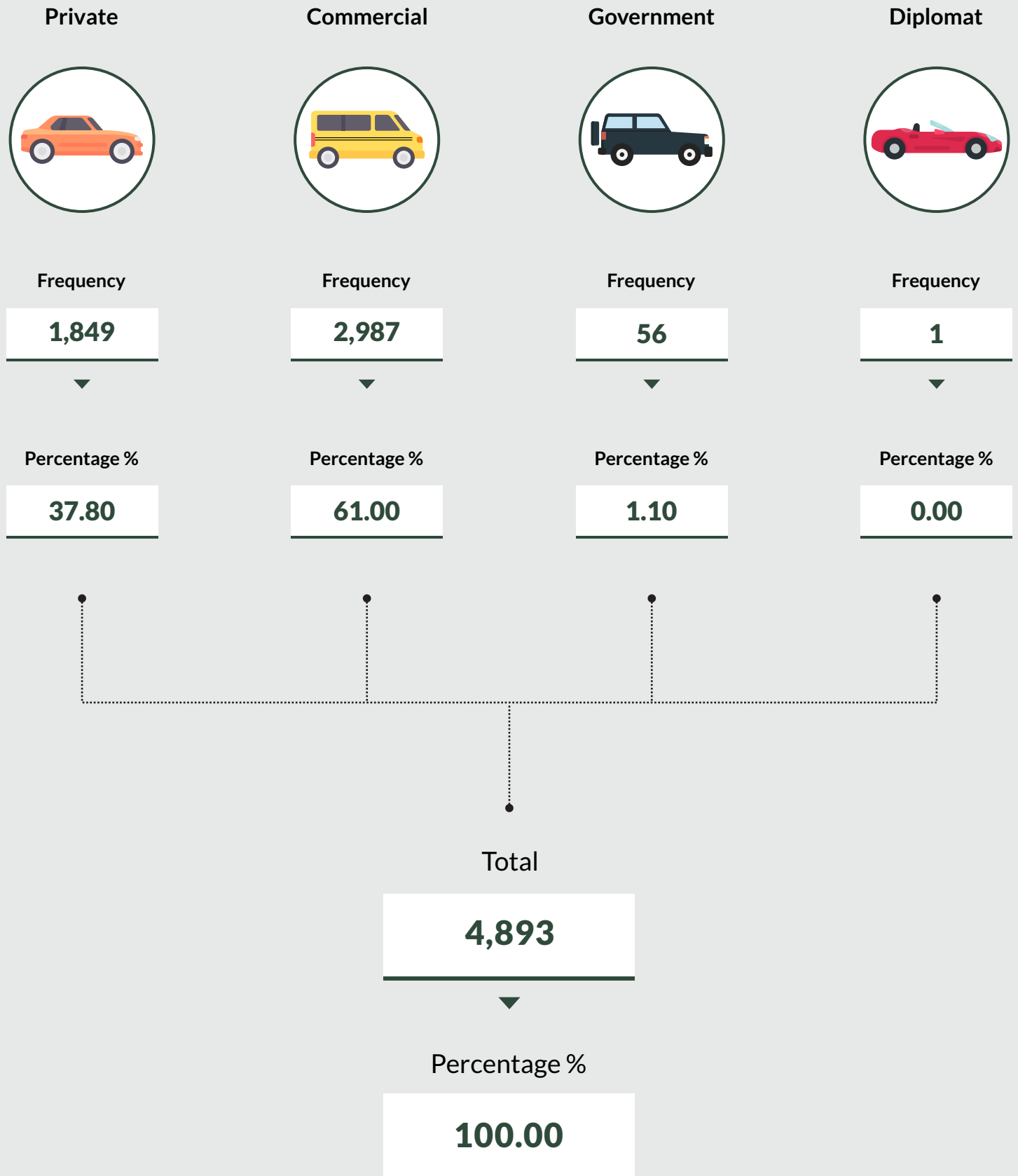


Total

4,893

ROAD TRANSPORT DATA - Q3 2020

Category of Vehicles Involved In Road Traffic Crashes



METHODOLOGY

Data is supplied administratively by the Federal Road Safety Corps (FRSC) and verified and validated by the National Bureau of Statistics, Nigeria (NBS).

APPENDIX

ROAD TRAFFIC CRASHES Q3 2020								
STATE	FATAL	SERIOUS	MINOR	TOTAL CASES	NUMBER INJURED	NUMBER KILLED	TOTAL CASUALTY	PEOPLE INVOLVED
Abia	4	20	4	28	61	7	68	150
Adamawa	8	56	0	64	137	15	152	291
Akwa Ibom	6	18	1	25	38	6	44	108
Anambra	18	54	6	78	178	25	203	513
Bauchi	32	70	2	104	390	71	461	689
Bayelsa	2	1	0	3	6	11	17	21
Benue	5	73	6	84	191	7	198	284
Borno	3	10	0	13	42	9	51	73
Cross River	13	18	3	34	63	34	97	162
Delta	15	38	9	62	135	20	155	293
Ebonyi	8	13	3	24	58	33	91	154
Edo	18	32	11	61	107	27	134	341
Ekiti	5	14	3	22	56	7	63	97
Enugu	9	22	5	36	82	12	94	234
FCT	51	190	70	311	527	68	595	1371
Gombe	5	58	2	65	208	7	215	412
Imo	14	9	2	25	81	25	106	232
Jigawa	19	52	2	73	269	47	316	478
Kaduna	56	152	11	219	609	102	711	1401
Kano	22	83	4	109	380	30	410	611
Katsina	13	35	2	50	148	31	179	241
Kebbi	15	37	7	59	151	18	169	224
Kogi	20	53	21	94	270	55	325	692
Kwara	25	56	14	95	225	55	280	566
Lagos	22	61	67	150	175	31	206	631
Nasarawa	32	125	7	164	395	50	445	816
Niger	42	100	5	147	443	65	508	829
Ogun	54	136	49	239	512	88	600	1416
Ondo	30	63	13	106	298	57	355	687
Osun	26	65	15	106	239	45	284	608
Oyo	43	89	11	143	319	64	383	805
Plateau	12	54	7	73	162	18	180	361
Rivers	2	12	5	19	38	3	41	100
Sokoto	9	32	0	41	135	16	151	218
Taraba	4	46	1	51	126	5	131	216
Yobe	15	31	2	48	221	19	240	392
Zamfara	13	27	1	41	176	53	229	305
TOTAL	690	2,005	371	3,066	7,651	1,236	8,887	17,022

SEX DISTRIBUTION OF PERSONS INJURED IN RTC, Q3 2020		
SEX	Persons Killed	
	Frequency	Percentage
MALE ADULT	976	79%
FEMALE ADULT	200	16%
MALE CHILD	31	3%
FEMALE CHILD	29	2%
TOTAL	1,236	100%

NUMBER OF VEHICLES INVOLVED IN ROAD TRAFFIC CRASHES, Q3 2020

VEHICLE INVOLVED

	BICYCLE	MOTORCYCLE	TRICYCLE	CAR	SUV(JEEP)	VAN	MINIBUS	LUXURY BUS	PICK-UP	TRUCK	TANKER	TRAILER	OTHERS	TOTAL
TOTAL	9	1,105	226	1481	162	12	757	7	118	682	84	210	40	4,893
PERCENTAGE	0.20%	22.60%	4.60%	30.30%	3.30%	0.20%	15.50%	0.10%	2.40%	13.90%	1.70%	4.30%	0.80%	100%

VEHICLE CATEGORY

	PRIVATE	COMMERCIAL	GOVERNMENT	DIPLOMAT	TOTAL
TOTAL	1,849	2,987	56	1	4,893
PERCENTAGE	37.80%	61.00%	1.10%	0.00%	100.00%

CAUSATIVE FACTORS OF ROAD TRAFFIC CRASHES, Q3 2020

STATE	SPV	UPD	TBT	MDV	BFL	OVL	DOT	WOT	DGD	BRD	RTV	OBS	SOS	DAD	PWR	FTQ	SLV	OTHERS	TOTAL
Abia	18	0	1	1	4	0	0	5	2	8	2	0	1	0	0	0	0	0	42
Adamawa	54	0	2	0	0	0	0	7	2	0	0	17	0	0	0	0	0	0	82
Akwa Ibom	15	0	2	0	0	0	0	4	2	0	0	0	0	0	0	0	2	1	26
Anambra	54	0	3	0	8	0	0	5	9	1	1	0	0	0	0	1	5	0	87
Bauchi	71	1	11	1	0	4	0	20	6	5	9	4	1	0	0	1	2	0	136
Bayelsa	14	0	2	0	0	0	0	4	2	0	0	0	0	0	0	0	2	0	24
Benue	81	0	0	0	0	0	0	0	0	0	1	0	0	0	0	0	0	2	84
Borno	7	0	2	4	0	0	0	0	0	0	0	0	0	0	0	0	1	0	14
Cross River	23	0	2	1	6	1	0	6	0	0	0	0	0	0	0	1	0	0	40
Delta	52	0	3	0	4	0	0	9	2	0	1	0	0	0	0	2	4	0	77
Ebonyi	10	0	2	0	1	0	0	6	5	26	0	0	0	0	0	0	1	0	51
Edo	61	0	0	3	14	1	0	3	0	0	2	0	0	0	0	0	0	0	84
Ekiti	14	0	1	0	2	0	0	3	2	0	0	0	0	0	0	0	6	1	29
Enugu	13	0	1	1	5	0	0	4	2	32	0	0	0	1	0	0	10	0	69
FCT	321	9	11	2	9	2	0	6	18	0	20	5	0	1	0	2	17	10	433
Gombe	50	0	2	7	1	0	0	1	14	1	2	0	0	0	0	0	5	0	83
Imo	17	0	2	0	0	0	0	2	2	0	1	1	0	0	0	0	0	0	25
Jigawa	99	0	9	0	1	7	0	8	0	0	1	9	0	0	0	1	3	2	140
Kaduna	147	0	12	3	3	3	0	24	6	4	13	5	0	4	1	3	56	13	297
Kano	78	0	5	1	1	1	0	4	22	0	6	0	0	0	0	5	5	1	129
Katsina	56	0	2	0	0	0	0	1	11	1	0	0	4	0	0	1	0	0	76
Kebbi	43	2	1	0	1	2	0	8	0	0	3	1	1	0	0	0	0	0	62
Kogi	39	0	11	2	2	2	0	9	3	1	5	3	2	0	0	0	38	4	121
Kwara	67	0	3	4	0	0	0	18	6	8	0	1	0	1	0	0	32	2	142
Lagos	59	0	2	18	24	1	0	4	11	4	14	0	0	0	0	3	0	9	149
Nasarawa	78	0	8	9	4	1	0	11	32	0	12	2	0	0	0	0	17	58	232
Niger	122	0	3	0	2	4	0	31	4	0	8	0	0	0	0	1	17	1	193
Ogun	251	0	21	12	34	7	1	14	29	4	20	2	0	0	0	0	5	14	414
Ondo	98	0	12	6	11	1	0	16	10	1	4	0	2	1	0	1	0	0	163
Osun	92	0	6	5	8	0	0	21	9	2	1	2	0	1	2	1	1	0	151
Oyo	134	0	8	9	11	1	0	18	15	6	2	0	1	1	2	2	0	0	210
Plateau	15	0	3	11	9	1	0	7	16	0	2	0	0	0	0	0	3	7	74
Rivers	14	0	2	0	4	0	0	4	0	0	1	0	0	0	0	0	1	0	26
Sokoto	26	0	3	0	3	1	3	0	6	1	5	1	0	0	0	0	0	0	49
Taraba	33	0	2	0	0	0	0	1	11	0	0	0	0	0	0	0	14	2	63
Yobe	37	0	7	1	0	1	0	10	1	0	0	0	0	0	0	1	0	0	58
Zamfara	30	0	0	0	0	0	0	3	3	0	4	1	0	0	0	0	2	1	44
Total	2,393	12	167	101	172	41	4	297	263	105	140	54	12	10	5	26	249	128	4,179

CAUSATIVE FACTORS	CODE
Speed Violation (SPV)	SPV
Use of Phone While Driving (UPWD)	UPWD
Tyre Burst (TBT)	TBT
Mechanically Deficient Vehicle (MDV)	MDV
Brake Failure (BFL)	BFL
Overloading (OVL)	OVL
Dangerous Overtaking (DOT)	DOT
Wrongful Overtaking (WOT)	WOT
Dangerous Driving (DGD)	DGD
Bad Road (BRD)	BRD
Route Violation (RTV)	RTV
Road Obstruction Violation (OBS)	OBS
Sleeping on Steering (SOS)	SOS
Driving Under Alcohol/Drug Influence (DAD)	DAD
Poor Weather (PWR)	PWR
Fatigue (FTQ)	FTQ
Sign Light Violation (SLV)	SLV
Others	OTH

ACKNOWLEDGEMENTS/CONTACTS

Acknowledgements


We acknowledge the contributions of our strategic partner Federal Road Safety Corps (FRSC) and our technical partner, Proshare in the design, concept and production of this publication.





Contact Us

 @nigerianstat

 NBSNigeria

 www.nigerianstat.gov.ng

 **Head Office Address**
Plot 762, Independence Avenue, Central
Business District, FCT, Abuja Nigeria.

 +234 803 386 5388

 feedback@nigerianstat.gov.ng