



NATIONAL BUREAU OF STATISTICS

# Liquefied Petroleum Gas (Cooking Gas) Price Watch

(NOVEMBER 2020)

**Report Date: December 2020**

***Data Source: National Bureau of Statistics (NBS)***

# CONTENTS

<b>Executive Summary</b> .....	<b>1</b>
<b>Average Cooking Gas Prices Across States – 5KG Refilling</b> .....	<b>2</b>
<b>Average Cooking Gas Prices Across Zones – 5KG Refilling</b> .....	<b>3</b>
<b>12 Month Average Prices – 5KG Refilling</b> .....	<b>4</b>
<b>Average Cooking Gas Prices Across States – 12.5KG Refilling</b> .....	<b>5</b>
<b>Average Cooking Gas Prices Across Zones – 12.5KG Refilling</b> .....	<b>6</b>
<b>12 Month Average Prices – 12.5KG Refilling</b> .....	<b>7</b>
<b>Appendix - Tables</b> .....	<b>8</b>
<b>Methodology</b> .....	<b>10</b>
<b>Acknowledgment and Contact</b> .....	<b>11</b>

## EXECUTIVE SUMMARY

Average price for the refilling of a 5kg cylinder for Liquefied Petroleum Gas (Cooking Gas) decreased by -0.32% month-on-month and by -2.64% year-on-year to N1,947.47 in November 2020 from N1953.71 in October 2020.

States with the highest average price for the refilling of a 5kg cylinder for Liquefied Petroleum Gas (Cooking Gas) were Bauchi (N2,488.32), Borno (N2,396.69) and Adamawa (N2,367.80).

States with the lowest average price for the refilling of a 5kg cylinder for Liquefied Petroleum Gas (Cooking Gas) were Enugu (N1,561.00), Imo (N1,662.50) and Osun (N1,683.75).

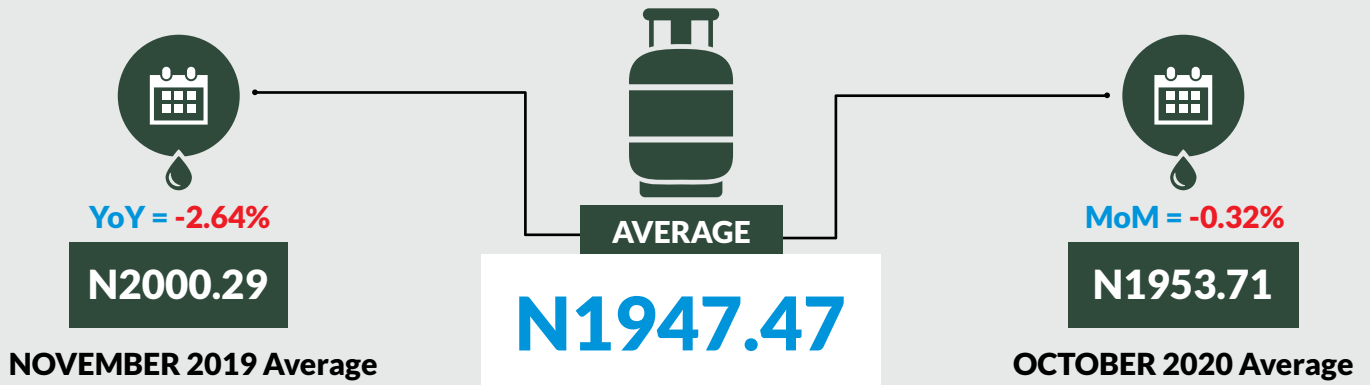
Similarly, average price for the refilling of a 12.5kg cylinder for Liquefied Petroleum Gas (Cooking Gas) increased by 0.11% month-on-month and decreased by -0.93% year-on-year to N4,082.97 in November 2020 from N4,078.65 in October 2020.

States with the highest average price for the refilling of a 12.5kg cylinder for Liquefied Petroleum Gas (Cooking Gas) were Akwa Ibom (N4,587.60), Bayelsa (N4,558.33) and Cross River (N4,505.77).

States with the lowest average price for the refilling of a 12.5kg cylinder for Liquefied Petroleum Gas (Cooking Gas) were Kano (N3,497.00), Oyo (N3,553.13) and Lagos (N3,682.00).

# LIQUEFIED PETROLEUM GAS (COOKING GAS) PRICE WATCH - NOVEMBER 2020

## Average Cooking Gas Prices Across States – 5KG Refilling



### STATES WITH THE HIGHEST AVERAGE PRICES IN NOVEMBER 2020

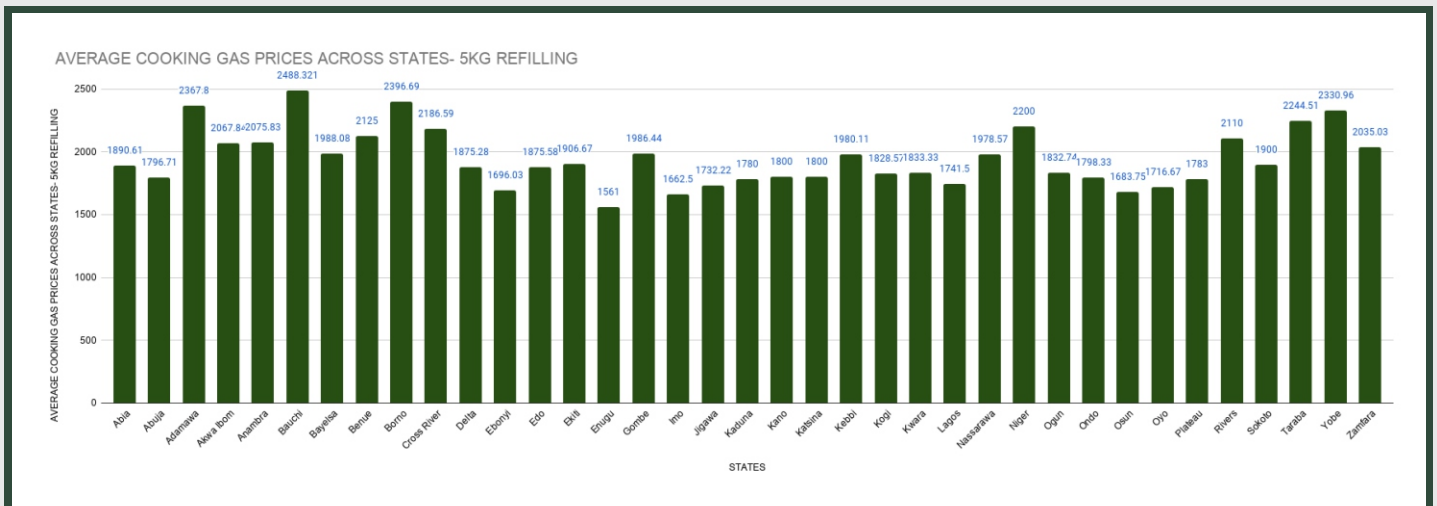


	Nov -20	YoY%	MoM%
BAUCHI	2488.321	0.49	0.02
BORNO	2396.69	0.97	0.16
ADAMAWA	2367.80	4.12	0.00

### STATES WITH THE LOWEST AVERAGE PRICES IN NOVEMBER 2020



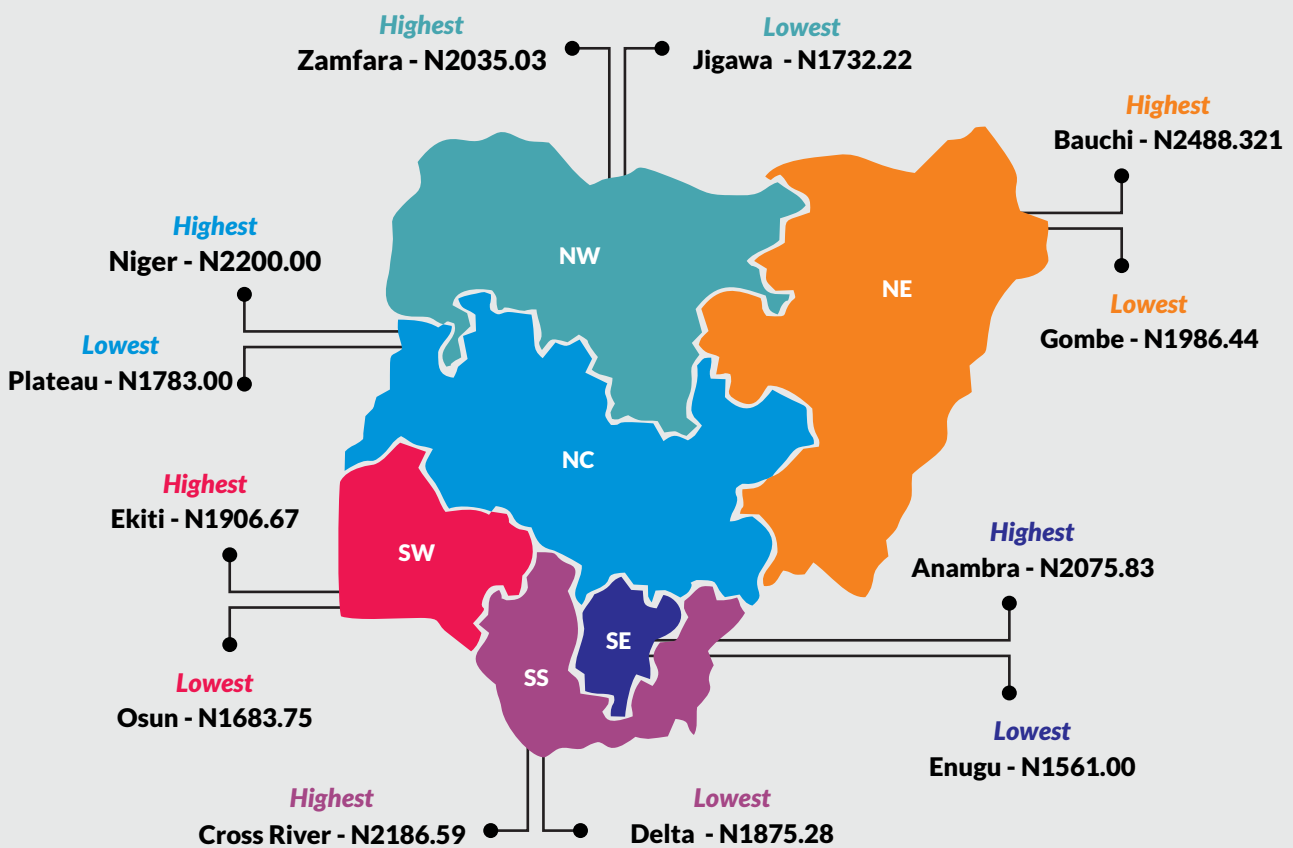

	Nov -20	YoY%	MoM%
ENUGU	1561.00	-11.49	-3.11
IMO	1662.50	-11.84	-1.85
OSUN	1683.75	-9.72	-3.09





# LIQUEFIED PETROLEUM GAS (COOKING GAS) PRICE WATCH - NOVEMBER 2020

Average Cooking Gas Prices Across Zones – 5KG Refilling



# LIQUEFIED PETROLEUM GAS (COOKING GAS) PRICE WATCH - NOVEMBER 2020

## 12 Months Average Prices- 5KG Refilling



December 2019	
Average	<b>2018.68</b>
YoY	<b>-1.66</b>
MoM	<b>0.92</b>

January 2020	
Average	<b>2019.10</b>
YoY	<b>-1.02</b>
MoM	<b>0.02</b>

February 2020	
Average	<b>1995.35</b>
YoY	<b>-3.50</b>
MoM	<b>-1.18</b>

March 2020	
Average	<b>1981.07</b>
YoY	<b>-4.04</b>
MoM	<b>-0.72</b>

November 2019	
Average	<b>2000.29</b>
YoY	<b>-4.05</b>
MoM	<b>1.67</b>

April 2020	
Average	<b>1957.32</b>
YoY	<b>-4.36</b>
MoM	<b>-1.20</b>



**AVERAGE**

October 2020	
Average	<b>1953.71</b>
YoY	<b>-0.70</b>
MoM	<b>-1.06</b>

November 2020	
Average	<b>1947.47</b>
YoY	<b>-2.64</b>
MoM	<b>-0.32</b>

May 2020	
Average	<b>1965.03</b>
YoY	<b>-3.11</b>
MoM	<b>0.39</b>

September 2020	
Average	<b>1974.67</b>
YoY	<b>-0.07</b>
MoM	<b>-0.23</b>

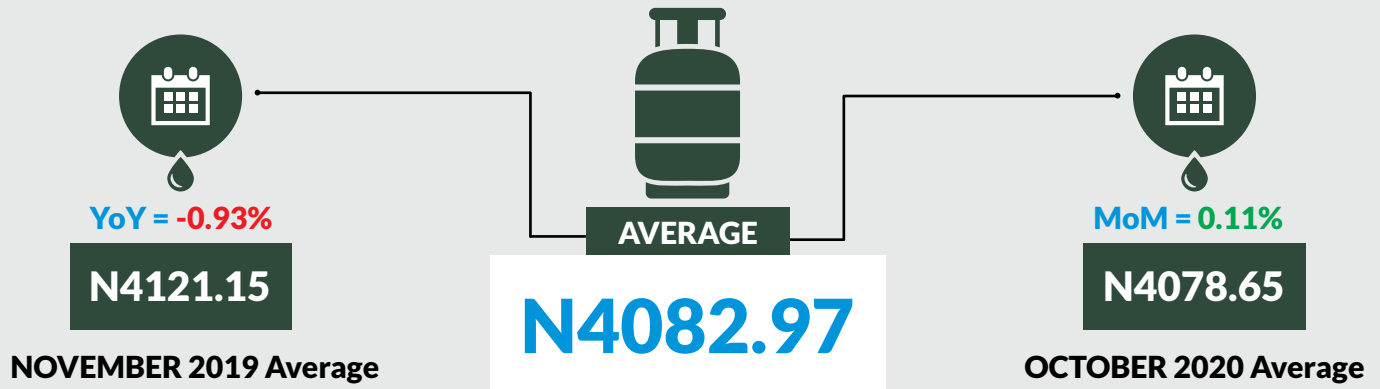
August 2020	
Average	<b>1979.15</b>
YoY	<b>-1.06</b>
MoM	<b>0.40</b>

July 2020	
Average	<b>1971.34</b>
YoY	<b>-2.64</b>
MoM	<b>-0.13</b>

June 2020	
Average	<b>1973.95</b>
YoY	<b>-1.07</b>
MoM	<b>0.45</b>

# LIQUEFIED PETROLEUM GAS (COOKING GAS) PRICE WATCH - NOVEMBER 2020

Average Cooking Gas Prices Across States – 12.5KG Refilling



## STATES WITH THE HIGHEST AVERAGE PRICES IN NOVEMBER 2020



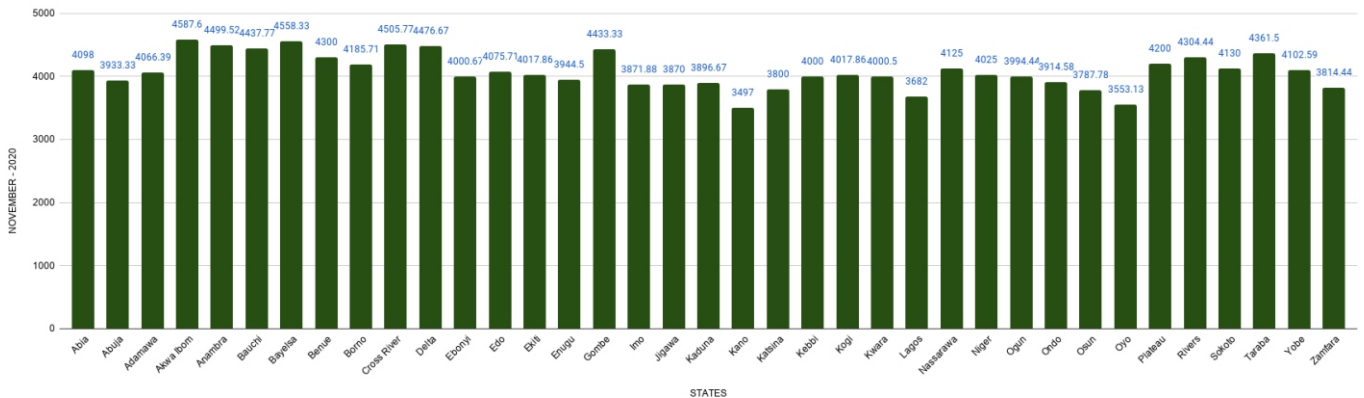
	Nov -20	YoY%	MoM%
<b>AKWA IBOM</b>	<b>4587.60</b>	<b>-0.75</b>	<b>0.55</b>
<b>BAYELSA</b>	<b>4558.33</b>	<b>-1.14</b>	<b>2.02</b>
<b>CROSS RIVER</b>	<b>4505.77</b>	<b>-0.24</b>	<b>-2.02</b>

## STATES WITH THE LOWEST AVERAGE PRICES IN NOVEMBER 2020



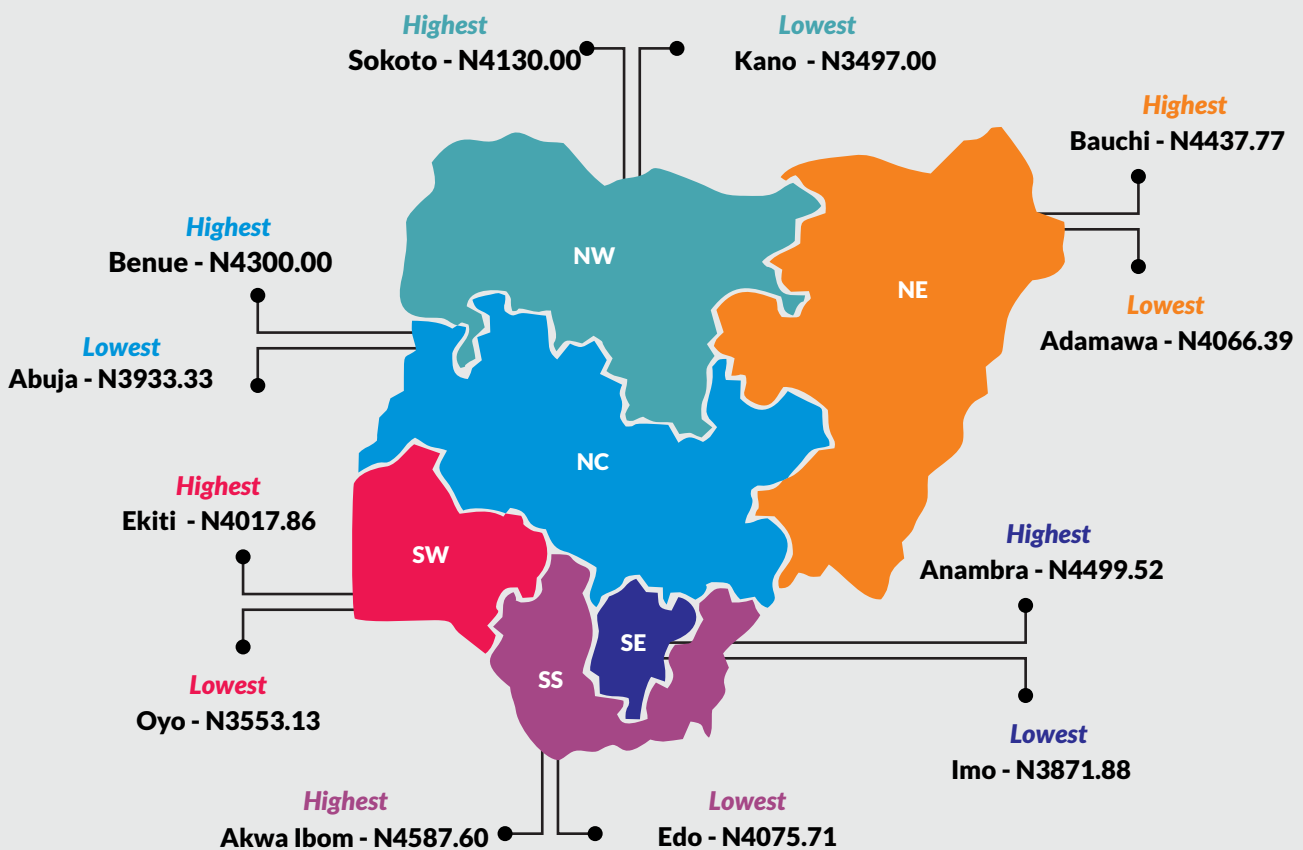

	Nov -20	YoY%	MoM%
<b>KANO</b>	<b>3497.00</b>	<b>-0.79</b>	<b>-1.77</b>
<b>OYO</b>	<b>3553.13</b>	<b>-7.99</b>	<b>-2.35</b>
<b>LAGOS</b>	<b>3682.00</b>	<b>-8.46</b>	<b>-2.12</b>

AVERAGE COOKING GAS PRICES ACROSS STATES- 12.5KG REFILLING



# LIQUEFIED PETROLEUM GAS (COOKING GAS) PRICE WATCH - NOVEMBER 2020

Average Cooking Gas Prices Across Zones – 12.5KG Refilling



# LIQUEFIED PETROLEUM GAS (COOKING GAS) PRICE WATCH - NOVEMBER 2020

12 Months Average Prices- 12.5KG Refilling



December 2019	
Average	<b>4176.20</b>
YoY	<b>-3.60</b>
MoM	<b>1.34</b>

January 2020	
Average	<b>4180.24</b>
YoY	<b>-2.28</b>
MoM	<b>0.10</b>

February 2020	
Average	<b>4180.57</b>
YoY	<b>-1.52</b>
MoM	<b>0.01</b>

March 2020	
Average	<b>4181.22</b>
YoY	<b>-1.84</b>
MoM	<b>0.02</b>

November 2019	
Average	<b>4121.15</b>
YoY	<b>-2.85</b>
MoM	<b>0.40</b>

April 2020	
Average	<b>4161.54</b>
YoY	<b>-2.17</b>
MoM	<b>-0.47</b>



**AVERAGE**

October 2020	
Average	<b>4078.65</b>
YoY	<b>-0.64</b>
MoM	<b>-0.78</b>

November 2020	
Average	<b>4082.97</b>
YoY	<b>-0.93</b>
MoM	<b>0.11</b>

May 2020	
Average	<b>4136.87</b>
YoY	<b>-1.98</b>
MoM	<b>-0.59</b>

September 2020	
Average	<b>4110.92</b>
YoY	<b>-0.32</b>
MoM	<b>-0.63</b>

August 2020	
Average	<b>4136.80</b>
YoY	<b>-2.04</b>
MoM	<b>0.24</b>

July 2020	
Average	<b>4126.82</b>
YoY	<b>-2.12</b>
MoM	<b>-0.30</b>

June 2020	
Average	<b>4139.18</b>
YoY	<b>-2.06</b>
MoM	<b>0.06</b>







# METHODOLOGY

Field work is done solely by over 700 NBS Staff in all States of the federation supported by supervisors who are monitored by internal and external observers.

Fuel Prices are collected across all the 774 local governments across all States and the FCT from over 10,000 respondents and locations and reflect actual prices households state they actually bought those fuels together with the prices reportedly sold by the fuel suppliers.

The average of all these prices is then reported for each state and the average for the country is the average for the state.

NBS audit team subsequently conducts randomly selected verification of prices recorded.

# ACKNOWLEDGEMENTS/CONTACTS

## Acknowledgements

We acknowledge our technical partners, Proshare in the design, concept and production of this publication.





## Contact Us

 @nigerianstat

 NBSNigeria

 [www.nigerianstat.gov.ng](http://www.nigerianstat.gov.ng)

 **Head Office Address**  
Plot 762, Independence Avenue, Central  
Business District, FCT, Abuja Nigeria.

 +234 803 386 5388

 [feedback@nigerianstat.gov.ng](mailto:feedback@nigerianstat.gov.ng)