



NATIONAL BUREAU OF STATISTICS

Automotive Gas Oil (Diesel) Price Watch

(SEPTEMBER 2020)

Report Date: October 2020

Data Source: National Bureau of Statistics (NBS)

CONTENTS

Executive Summary	1
Average Diesel Prices Across States	2
Average Diesel Prices Across Zones	3
12 Months Average Prices	4
Appendix - Tables	5
Methodology	6
Acknowledgment and Contact	7

EXECUTIVE SUMMARY


Average price paid by consumers for Automotive Gas Oil (diesel) decreased by -0.99% month-on-month and by -3.62% year-on-year to N219.68 in September 2020 from to N221.88 in August 2020.

States with the highest average price of diesel were Borno (N256.88), Niger (N247.78) and Adamawa (N243.31).

States with the lowest average price of diesel were Kwara (N191.00), Enugu (N197.00) and Ogun (N200.40).

AUTOMOTIVE GAS OIL (DIESEL) PRICE WATCH - SEPTEMBER 2020

Average Diesel Prices Across States



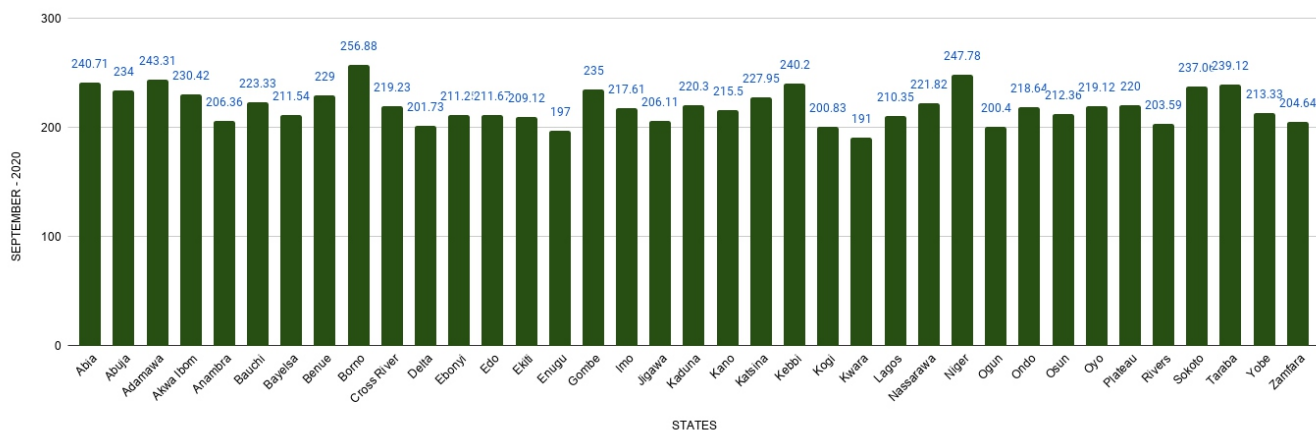
STATES WITH THE HIGHEST AVERAGE PRICES IN SEPTEMBER 2020

	Sept-20	YoY %	MoM %
BORNO	256.88	-5.21	-0.40
NIGER	247.78	-2.35	5.44
ADAMAWA	243.31	8.06	-1.09

STATES WITH THE LOWEST AVERAGE PRICES IN SEPTEMBER 2020

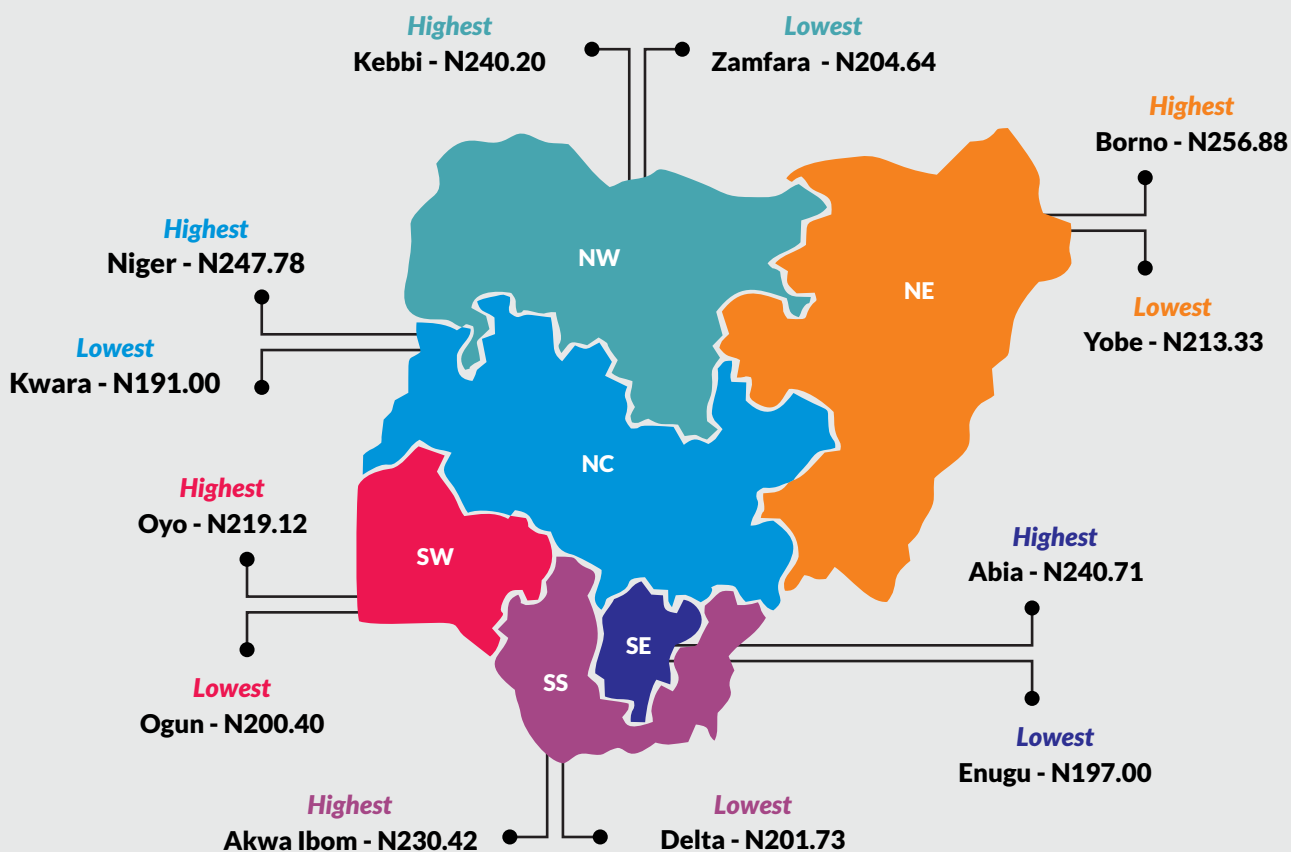

	Sept-20	YoY %	MoM %
KWARA	191.00	-21.40	-15.74
ENUGU	197.00	-12.83	-1.75
OGUN	200.40	-10.96	-4.53

AVERAGE DIESEL PRICES ACROSS STATES



AUTOMOTIVE GAS OIL (DIESEL) PRICE WATCH - SEPTEMBER 2020

Average Diesel Prices Across Zones



AUTOMOTIVE GAS OIL (DIESEL) PRICE WATCH - SEPTEMBER 2020

Average Diesel Prices Across States



October 2019	
Average	226.19
YoY	3.13
MoM	-0.76

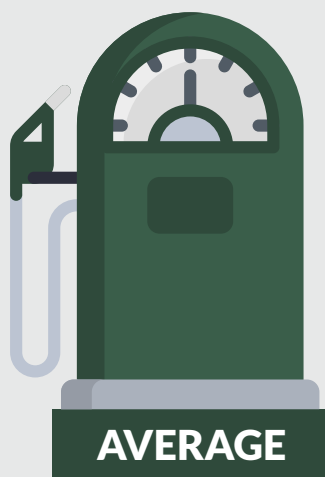
November 2019	
Average	225.08
YoY	2.52
MoM	-0.49

December 2019	
Average	229.81
YoY	3.72
MoM	2.10

January 2020	
Average	229.78
YoY	2.09
MoM	-0.01

September 2019	
Average	227.92
YoY	7.69
MoM	-0.50

February 2020	
Average	226.25
YoY	0.28
MoM	-1.54



August 2020	
Average	221.88
YoY	-3.14
MoM	-1.14

September 2020	
Average	219.68
YoY	-3.62
MoM	-0.99

March 2020	
Average	226.78
YoY	-1.04
MoM	0.24

July 2020	
Average	224.43
YoY	-0.23
MoM	0.03

June 2020	
Average	224.37
YoY	-0.14
MoM	2.39

May 2020	
Average	219.13
YoY	-3.90
MoM	-2.22

April 2020	
Average	224.11
YoY	-2.84
MoM	-1.18

METHODOLOGY

Field work is done solely by over 700 NBS Staff in all States of the federation supported by supervisors who are monitored by internal and external observers.

Fuel Prices are collected across all the 774 local governments across all States and the FCT from over 10,000 respondents and locations and reflect actual prices households state they actually bought those fuels together with the prices reportedly sold by the fuel suppliers.

The average of all these prices is then reported for each state and the average for the country is the average for the state.

NBS audit team subsequently conducts randomly selected verification of prices recorded.

ACKNOWLEDGEMENTS/CONTACTS

Acknowledgements

We acknowledge our technical partners, Proshare in the design, concept and production of this publication.





Contact Us

 @nigerianstat

 NBSNigeria

 www.nigerianstat.gov.ng

 **Head Office Address**
Plot 762, Independence Avenue, Central
Business District, FCT, Abuja Nigeria.

 +234 803 386 5388

 feedback@nigerianstat.gov.ng