



NATIONAL BUREAU OF STATISTICS

Premium Motor Spirit (Petrol) Price Watch

(SEPTEMBER 2020)

Report Date: October 2020

Data Source: National Bureau of Statistics (NBS)



CONTENTS

Executive Summary	1
Average PMS Prices Across States	2
Average PMS Prices Across Zones	3
12 Months Average Prices	4
Appendix - Tables	5
Methodology	6
Acknowledgment and Contact	7

EXECUTIVE SUMMARY


Average price paid by consumers for premium motor spirit (petrol) increased by 10.67% year-on-year and month-on-month by 8.26% to N161.06 in September 2020 from N148.78 in August 2020.

States with the highest average price of premium motor spirit (petrol) were Yobe (N168.83), Taraba (N166.43) and Cross River (N165.88).

States with the lowest average price of premium motor spirit (petrol) were Katsina (N156.40), Niger (N156.56) and Zamfara (N157.90).

PREMIUM MOTOR SPIRIT (PETROL) PRICE WATCH - SEPTEMBER 2020

Average PMS Prices Across States



STATES WITH THE HIGHEST AVERAGE PRICES IN SEPTEMBER 2020



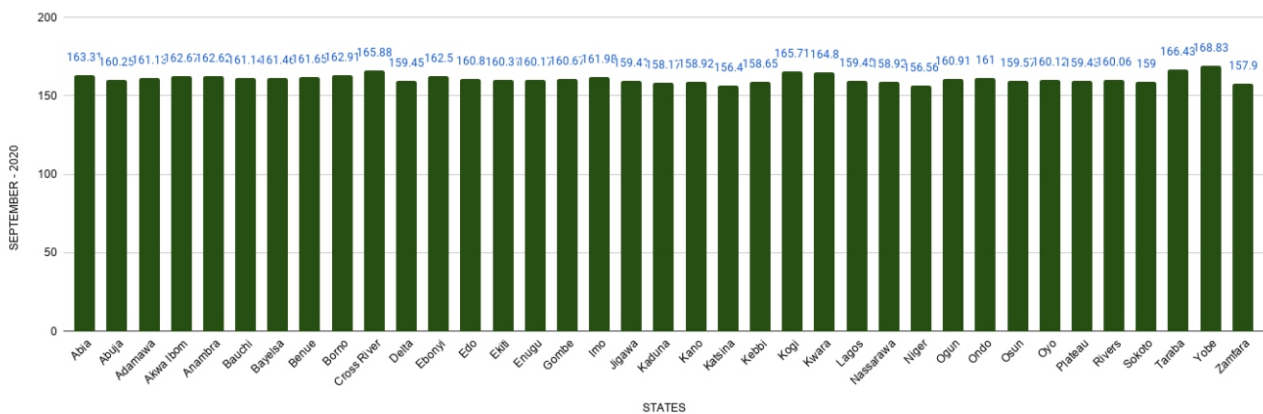
	Sept-20	YoY%	MoM%
YOBE	168.83	15.64	13.59
TARABA	166.43	14.38	8.30
CROSS RIVER	165.88	12.46	10.83

STATES WITH THE LOWEST AVERAGE PRICES IN SEPTEMBER 2020



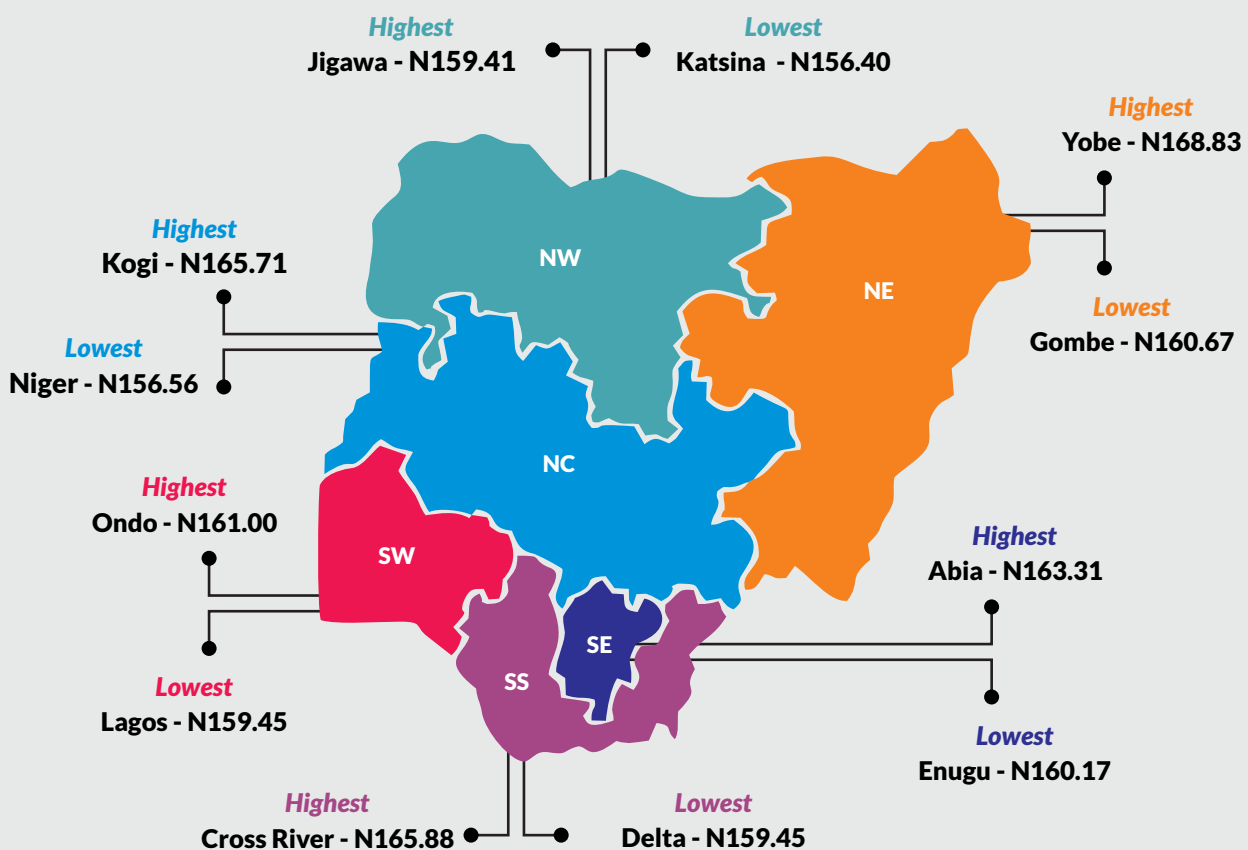

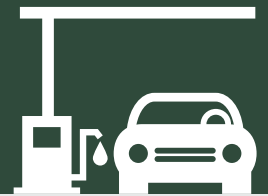
	Sept-20	YoY%	MoM%
KATSINA	156.40	7.49	6.83
NIGER	156.56	7.35	8.79
ZAMFARA	157.90	8.94	6.76

AVERAGE PMS PRICES ACROSS STATES



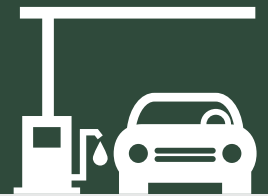
PREMIUM MOTOR SPIRIT (PETROL) PRICE WATCH - SEPTEMBER 2020

Average PMS Prices Across Zones



PREMIUM MOTOR SPIRIT (PETROL) PRICE WATCH – SEPTEMBER 2020

12 Months Average Prices



October 2019	
Average	145.48
YoY	-1.19
MoM	-0.04


November 2019	
Average	145.94
YoY	-1.03
MoM	0.32

December 2019	
Average	145.35
YoY	-0.29
MoM	-0.41

January 2020	
Average	145.37
YoY	-0.23
MoM	0.01

September 2019	
Average	145.53
YoY	-1.22
MoM	0.03

February 2020	
Average	145.41
YoY	0.08
MoM	0.03



August 2020	
Average	148.78
YoY	2.26
MoM	3.59

September 2020	
Average	161.06
YoY	10.67
MoM	8.26

March 2020	
Average	145.40
YoY	0.05
MoM	-0.01

July 2020	
Average	143.63
YoY	-0.97
MoM	11.44

June 2020	
Average	128.88
YoY	-11.33
MoM	-0.61

May 2020	
Average	129.67
YoY	-10.59
MoM	-0.89

April 2020	
Average	130.84
YoY	-10.34
MoM	-10.01

AVERAGE PETROL/ PREMIUM MOTOR SPIRIT

	Jan-16	Mar-17	Apr-17	May-17	Jun-17	Jul-17	Aug-17	Sep-17	Oct-17	Nov-17	Dec-17	Jan-18	Feb-18	Mar-18	Apr-18	May-18	Jun-18	Jul-18	Aug-18	Sep-18	Oct-18	Nov-18	Dec-18	Jan-19	Feb-19	Mar-19	Apr-19	May-19	Jun-19	Jul-19	Aug-19	Sep-19	Oct-19	Nov-19	Dec-19	Jan-20	Feb-20	Mar-20	Apr-20	May-20	Jun-20	Jul-20	Aug-20	Sep-20	Year on Year %	Month on Month %	
Abia	1293	1504	1485	1519	1497	1470	1447	1445	14786	14750	220.40	227.50	1911.3	164.50	147.55	145.45	146.33	146.50	147.00	146.30	147.67	150.67	144.72	144.65	145.93	146.12	146.29	145.64	145.67	145.24	146.71	146.73	147.09	150.69	147.33	146.13	146.87	145.91	128.13	126.33	124.60	144.93	152.00	163.31	11.30	7.44	
Akwa Ibom	120	149.3	147.5	145.0	145.0	145.0	143.5	142.0	144.00	144.00	146.53	160.00	145.00	145.00	144.95	144.96	144.50	145.00	144.60	144.00	144.56	144.40	144.95	144.20	144.50	144.00	144.67	144.00	144.20	143.00	145.33	143.17	143.50	144.20	143.67	144.20	143.67	145.00	125.00	123.50	126.60	144.20	147.20	160.25	11.99	8.87	
Adamawa	93.5	153.3	156.7	160.0	162.5	160.0	144.0	143.0	146.67	145.00	170.00	170.00	150.00	173.00	160.33	150.11	145.00	145.29	148.33	150.00	150.83	149.33	145.00	145.00	143.78	145.14	146.60	145.44	145.80	143.25	146.37	145.00	144.70	149.85	145.94	146.80	146.67	146.00	133.75	130.67	138.00	145.00	146.89	161.13	11.12	9.69	
Anambra	119.8	148.0	147.7	147.9	148.3	147.1	144.6	144.1	145.71	145.86	210.00	211.67	183.67	166.88	151.33	150.87	151.43	145.85	145.14	144.88	145.00	145.00	145.42	144.90	144.87	144.57	146.90	145.62	145.35	146.15	145.41	146.54	146.15	145.00	144.86	144.87	144.79	145.00	126.79	124.85	125.00	144.17	148.93	162.62	10.97	9.19	
Bauchi	117.3	147.8	150.5	147.5	152.5	145.4	145.0	144.6	147.38	144.90	159.75	186.88	151.00	145.57	144.17	144.93	147.90	145.40	143.89	144.00	144.57	144.46	144.20	145.25	144.50	143.89	145.67	144.50	145.50	143.90	145.00	144.00	144.00	148.21	144.48	146.56	145.71	145.29	139.13	136.10	130.18	143.08	148.67	161.14	11.90	8.39	
Bayelsa	96.1	161.3	159.1	153.5	160.4	145.0	144.8	147.1	147.08	150.50	172.69	187.14	206.82	178.00	158.00	154.62	152.92	151.67	151.00	150.00	148.00	147.08	150.00	145.78	145.25	145.25	148.64	146.00	146.25	145.55	146.78	146.75	146.69	146.45	146.91	146.91	145.43	145.36	125.38	125.00	125.00	143.25	149.00	161.46	10.02	8.36	
Benue	121.7	152.5	155.0	158.2	151.3	159.1	143.5	143.6	150.83	145.50	172.67	223.33	155.00	153.53	156.25	160.31	146.43	146.30	145.50	150.40	153.33	150.43	146.60	150.09	146.09	144.75	145.83	143.60	144.00	145.17	145.16	147.17	146.75	144.17	148.50	146.14	146.27	146.22	130.56	128.36	129.53	143.00	150.38	161.65	9.84	7.50	
Borno	96.4	151.0	160.5	160.0	152.9	160.5	144.5	144.4	145.23	147.00	159.44	185.48	200.29	169.55	160.00	166.08	162.17	155.00	157.00	147.00	152.17	152.92	149.50	145.63	145.89	146.27	146.82	144.36	145.18	145.82	146.50	145.10	145.56	141.50	145.35	146.50	146.25	146.50	140.50	138.10	130.67	144.33	149.33	162.91	12.28	9.09	
Cross River	115.2	148.1	147.8	149.6	148.4	145.0	143.4	144.0	148.40	145.00	207.14	175.38	187.63	174.50	154.50	151.58	145.75	145.56	147.92	150.00	149.22	147.55	145.00	144.69	145.07	146.50	147.41	145.78	146.07	145.92	146.76	147.50	146.94	150.41	146.07	146.20	146.50	146.63	131.88	131.00	125.63	144.57	149.67	165.88	12.46	10.83	
Delta	98.5	145.0	145.9	145.0	145.8	145.0	144.7	144.6	145.00	145.86	175.00	202.65	170.71	171.50	146.67	147.69	145.00	145.00	145.00	150.92	150.67	144.82	145.00	144.85	145.38	145.00	145.27	144.73	145.00	145.00	145.20	146.54	146.58	147.54	144.38	144.64	145.24	144.50	126.92	125.20	125.00	144.39	147.36	159.45	8.81	8.21	
Ebonyi	102.1	152.1	152.1	152.5	156.4	147.9	144.3	145.5	148.57	148.57	162.50	220.65	178.13	160.83	147.86	146.14	146.14	145.88	146.14	145.86	146.57	145.18	145.14	145.31	145.59	145.14	146.14	146.25	145.17	146.43	146.14	145.43	145.43	146.67	145.71	145.00	145.63	145.50	125.00	128.33	124.50	143.00	150.17	162.50	11.74	8.21	
Edo	100.3	149.8	150.3	145.3	145.0	145.0	144.8	144.9	145.06	145.75	170.00	220.00	190.31	172.11	152.11	145.36	145.00	145.00	145.00	145.00	145.00	145.00	145.00	145.00	145.00	145.00	145.00	145.00	144.77	145.00	145.00	145.00	144.46	144.85	144.69	144.82	145.00	144.82	125.00	128.64	130.00	144.00	148.55	160.80	10.90	8.24	
Ekiti	106.1	145.0	145.0	145.0	145.0	145.0	144.7	143.1	143.73	146.17	146.00	160.24	181.18	173.89	145.00	147.71	145.32	145.00	144.23	145.94	144.65	145.47	145.29	144.00	143.47	145.00	145.00	144.45	145.00	144.80	145.00	144.94	145.60	144.79	145.00	145.00	145.00	125.00	126.21	124.97	144.00	148.38	160.31	10.61	8.04		
Enugu	128.3	154.5	152.9	152.0	154.5	149.0	145.0	145.8	147.17	145.00	200.50	183.12	163.86	169.13	148.91	150.30	153.05	149.44	146.78	153.88	146.52	147.29	145.24	145.27	145.31	145.41	146.17	143.55	145.42	145.93	145.45	146.30	145.94	148.33	145.24	144.88	144.50	145.38	125.42	125.00	124.58	144.80	150.00	160.17	9.48	6.72	
Gombe	99.9	145.0	152.7	172.5	167.5	152.7	144.0	145.0	144.80	145.00	160.00	157.73	153.50	154.13	154.43	153.67	150.25	142.79	147.08	150.10	151.25	154.72	150.20	145.87	144.63	145.92	145.58	141.08	144.58	144.33	146.11	144.91	144.40	145.67	144.33	144.80	145.43	145.00	136.00	133.17	139.33	142.57	146.43	160.67	10.87	9.72	
Imo	131	149.5	148.9	148.8	147.6	147.4	143.4	145.1	147.75	144.40	160.59	172.92	200.83	173.86	149.40	149.50	149.77	150.87	145.87	146.43	145.43	142.50	146.18	145.62	143.18	145.71	146.47	145.68	145.47	145.33	145.62	145.57	146.31	148.05	145.32	145.50	145.00	145.65	126.67	126.54	129.70	145.00	149.67	161.98	11.28	8.08	
Jigawa	104.7	148.3	145.6	147.3	145.8	145.7	143.9	145.2	143.80	145.50	165.00	200.26	150.14	180.93	160.46	154.00	146.29	146.29	145.25	150.00	144.29	144.21	145.69	145.29	144.94	145.00	145.00	145.00	145.45	145.36	145.45	144.29	144.14	144.77	145.00	145.07	140.57	137.89	128.89	143.09	143.41	159.41	9.67	11.16			
Kaduna	95.7	153.0	148.0	148.8	145.0	144.8	145.5	144.83	145.00	162.81	215.91	165.86	147.29	153.85	150.81	150.75	150.75	151.48	150.53	150.75	156.75	145.25	146.22	146.08	144.44	144.69	144.80	144.69	144.80	144.68	144.13	144.69	145.75	146.50	145.22	145.21	145.64	136.79	135.82	127.47	143.73	150.17	158.17	9.74	5.33		
Kano	99.1	145.0	147.9	145.4	145.3	145.0	144.2	144.6	144.27	144.93	165.00	182.14	155.00	147.19	145.16	144.87	145.79	144.78	144.78	144.89	144.87	145.79	147.79	144.87	145.00	145.00	145.21	145.35	145.35	145.35	145.35	145.35	144.86	145.35	145.79	144.87	144.38	145.86	145.19	135.63	134.25	125.53	143.75	148.92	158.92	10.71	6.71
Katsina	95.5	145.9	145.8	145.0	150.3	145.0	144.4	144.1	143.73	144.08	160.00	209.32	160.15	156.67	147.83	144.82	144.95	144.00	144.08	143.63	144.45	144.45	144.31	145.00	145.00	145.23	143.50	142.50	144.13	142.50	142.50	145.50	145.00	144.45	144.23	144.00	145.03	145.42	136.25	132.61	135.18	144.11	146.40	156.40	7.49	6.83	
Keffi	117.1	153.8	160.5	157.9	157.1	145.0	145.0	145.6	148.55	145.00	210.08	181.33	200.25	177.65	163.71	152.22	158.24	148.42	152.94	150.00	155.24	158.24	146.15	146.00	145.56	146.75	147.07	146.00	146.43	145.00	145.21	146.63	146.21	148.24	147.69	145.78	145.73	145.00	129.12	128.77	130.60	144.25	156.65	158.65	8.20	3.25	
Kogi	127.1	154.0	146.5	148.9	148.9	146.7	144.6	144.6	146.67	145.00	200.00	152.83	194.81	163.33	160.79	159.17	159.91	148.89	150.13	147.15	148.33	147.86	146.67	145.82	145.50	146.09	147.88	146.00	147.91	143.00	146.75	145.00	145.44	145.18	147.08	145.91	145.19	145.22	135.22	133.07	135.38	143.22	146.38	165.71	14.29	13.21	
Kwara	112.6	145.0	148.8	153.0	145.5	145.9	145.0	144.1	145.75	145.00	170.00	206.18	156.25	160.00	145.00	145.73	145.83	147.22	152.86	145.71	150.89	145.33	146.11	145.42	145.38	144.78	146.86	146.14	146.00	146.67	146.66	146.67	146.14	146.00	145.25	145.67	144.83	145.25	125.00	124.88	123.86	140.50	149.50	144.80	12.36	10.23	
Lagos	91.1	147.5	147.9	145.0	145.7	145.3	143.3	143.2	144.33	144.33	149.87	161.43	145.00	155.25	148.10	145.81	144.91	145.81	145.00	147.																											

METHODOLOGY

Field work is done solely by over 700 NBS Staff in all States of the federation supported by supervisors who are monitored by internal and external observers.

Fuel Prices are collected across all the 774 local governments across all States and the FCT from over 10,000 respondents and locations and reflect actual prices households state they actually bought those fuels together with the prices reportedly sold by the fuel suppliers.

The average of all these prices is then reported for each state and the average for the country is the average for the state.

NBS audit team subsequently conducts randomly selected verification of prices recorded.

Acknowledgements

We acknowledge our technical partners, Proshare in the design, concept and production of this publication.





Contact Us

 @nigerianstat

 NBSNigeria

 www.nigerianstat.gov.ng

 **Head Office Address**
Plot 762, Independence Avenue, Central
Business District, FCT, Abuja Nigeria.

 +234 803 386 5388

 feedback@nigerianstat.gov.ng