



Notes: Other Sectors includes mining, health, financial/insurance, real estate services, electricity, water/gas/waste, professional/scientific/technical activities, and other.



**NATIONAL BUREAU OF STATISTICS**

## Gender Dimensions to Livelihoods in Nigeria

In 2010/2011, the National Bureau of Statistics in collaboration with the World Bank conducted the General Household Survey Panel (GHS-Panel), which collects detailed data on income with a focus on gender. The GHS-Panel is a nationally representative survey with a sample of 5,000 households; the second wave runs from 2012/2013. This note presents selected statistics on gender and livelihoods in Nigeria.

### Employment Sector by Gender

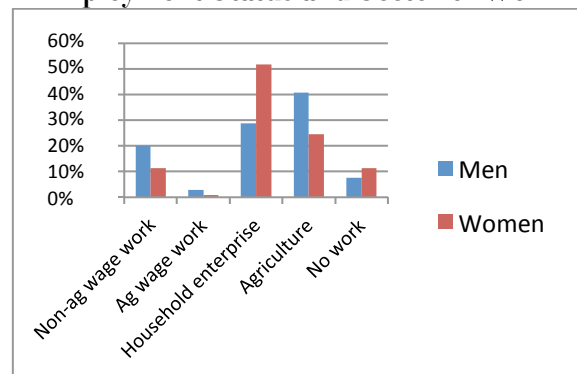
Men and women in the GHS-Panel report their main employment sector, which could be wage work, household enterprise activities, or farming. Agriculture, trade, and personal services are important employment sectors for both men and women. While agriculture is the largest sector for men, it is trading that dominates for women (37%) with agriculture in second place (33%). In comparison, men are much less likely to be trading (10%) than in other sectors. Women who work are also more likely to be in manufacturing than are men who work.

Sector of main work	Male	Female
Agriculture	49.1	33.3
Manufacturing	3.2	10
Construction	4.9	0.1
Transportation	6.1	0.1
Buying and Selling	10.5	37.0
Personal Services	8.7	9.1
Education	4.5	3.7
Public Administration	4.8	2.7
Other Sectors	8.2	4.0



Viewing sector and status of work shows that men are more likely to be farming than women, who are more likely to be working in a household enterprise. More than half of all working women are engaged in a non-farm household business, which is usually very small-scale and informal. Wage work for both groups is predominantly outside agriculture, and men are more than twice as likely as women to have wage employment when working.

**Employment Status and Sector of Work**

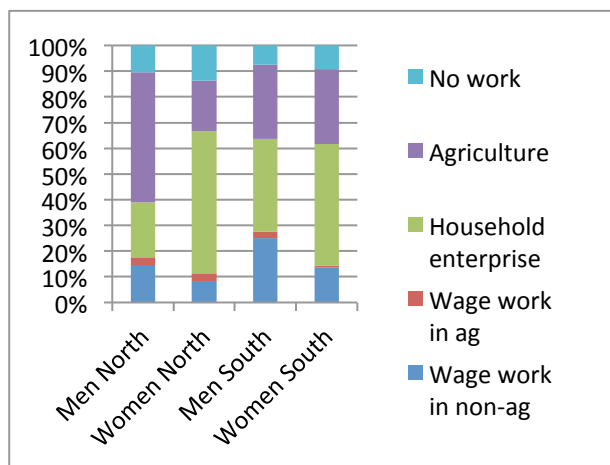


### North-South Gender Patterns

Analysis of Northern and Southern Nigeria shows that men have higher rates of participation in both wage farm and off-farm activities in both regions. Male wage off-farm participation in the north is 14 percent compared to 8 percent among women, while in the south it is 25 and 13 percent, respectively. Similarly, while men and women show equivalent levels of participation in wage farm activities in the north (both 3 percent), men show higher

levels of participation in farm activities in the south (2 percent, compared to less than 1 percent for women).

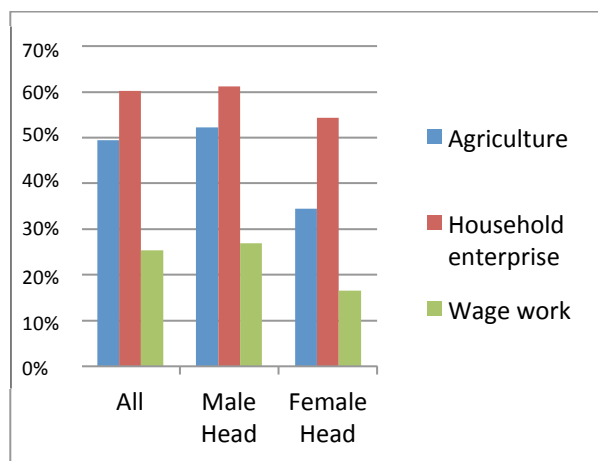
Female participation in self-employed off-farm activities exceeds that of men in both the north and the south. In the north, female participation is 55 percent, compared to 21 percent for men and 47 percent compared to 36 percent for men in the south.



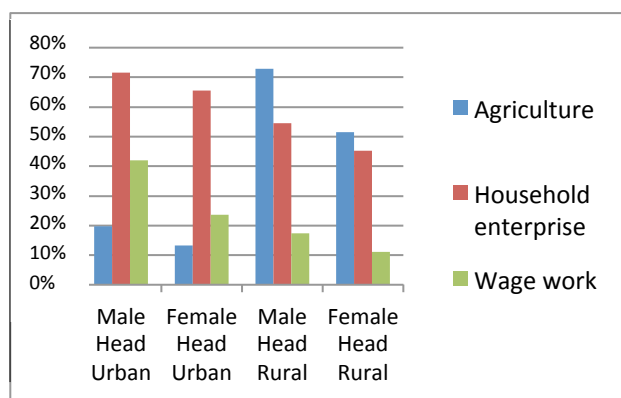
When farm activities are examined on a regional basis, however, the results again reflect male dominance in farming with 50 percent participation among men versus 19 percent among women in the north. The differences in the south are not as glaring, with both men and women reporting around 29 percent participation rates in agriculture.

### Household Headship and Sector of Work

Examining participation at the household level where at least one household member participates in the activity, results show that male-headed households are more likely to participate in all activities compared to female-headed households. Engagement in household enterprise is the most common activity for both male- and female-headed households: 61 and 54 percent respectively.



Not surprisingly, the rural and urban divide shows more agricultural households in the rural areas for both male- and female-headed households (72% and 54%) compared with urban areas (20% and 13%), while non-farm enterprises and wage work are much more common in urban areas.



### Gender and Work by Urban/Rural

Looking at urban and rural locations separately, results show a higher participation in wage employment in urban versus rural Nigeria, with wage employment in urban areas reported at 29 percent compared to 10 percent in rural areas. Regardless of geographical location, men are more likely to be involved in wage employment than women. Urban areas report male participation at 38 percent and female at 21 percent. Rural areas report male participation at 14 percent and female at 6 percent.

Participation in off-farm self-employment is higher among women than men in both urban and rural areas. In urban areas, off-farm self-employed participation among women stands at 66 percent compared to 46 percent for men, and in rural areas female off-farm self-employment stands at 43 percent compared to 18 percent for

men. However, for farming, the reverse is the case: in urban areas, men are predominant with 12 percent compared to 7 percent for women. This is also the case in rural areas, with 57 percent of men participating in farming compared to 34 percent of women.

This brief is based on data collected by the National Bureau of Statistics as part of the Living Standards Measurement Study Integrated Surveys on Agriculture (LSMS-ISA) project. The full dataset is available for download at NADA via

For more information, please visit:

[www.nigerianstat.gov.ng](http://www.nigerianstat.gov.ng)

Or contact:

National Bureau of Statistics

[feedback@nigerianstat.gov.ng](mailto:feedback@nigerianstat.gov.ng)



THE WORLD BANK

LSMS-ISA  
Integrated Surveys  
on Agriculture

