



NATIONAL BUREAU OF STATISTICS

# National Household Kerosene Price Watch

(JULY 2020)

**Report Date: August 2020**

***Data Source: National Bureau of Statistics (NBS)***

# CONTENTS

<b>Executive Summary</b> .....	<b>1</b>
<b>Average Kerosene Prices per litre Across States</b> .....	<b>2</b>
<b>Average Kerosene Prices per litre Across Zones</b> .....	<b>3</b>
<b>12 Months Average Prices per litre</b> .....	<b>4</b>
<b>Average Kerosene Prices per gallon Across States</b> .....	<b>5</b>
<b>Average Kerosene Prices per gallon Across Zones</b> .....	<b>6</b>
<b>12 Months Average Prices per gallon</b> .....	<b>7</b>
<b>Appendix - Tables</b> .....	<b>8</b>
<b>Methodology</b> .....	<b>10</b>
<b>Acknowledgment and Contact</b> .....	<b>11</b>

# EXECUTIVE SUMMARY

Average price per litre paid by consumers for National Household Kerosene increased by 0.44% month-on-month and by 6.17% year-on-year to N335.54 in July 2020 from N334.08 in June 2020.

States with the highest average price per litre of kerosene were Taraba (N389.58), Sokoto (N386.60), and Edo (N384.52).

States with the lowest average price per litre of kerosene were Bayelsa (N250.95), Rivers (N270.82) and Zamfara (N277.27).

Similarly, average price per gallon paid by consumers for National Household Kerosene increased by 0.45% month-on-month and decreased by -0.31% year-on-year to N1,207.43 in July 2020 from N1,202.04 in June 2020.

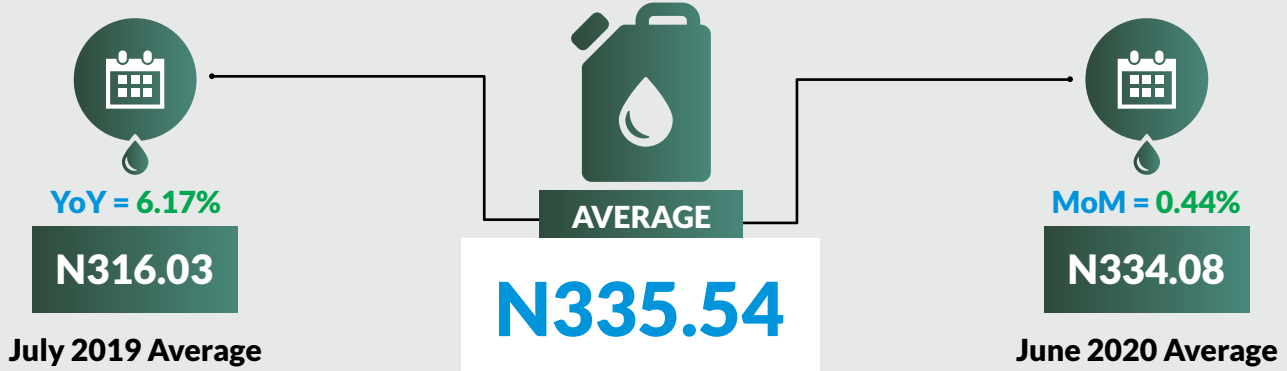
States with the highest average price per gallon of kerosene were Kebbi (N1,392.14), Borno (N1,380.60) and Plateau (N1,340.00).

States with the lowest average price per gallon of kerosene were Osun (N1,005.42), Anambra (N1,053.93) and Delta (N1,072.50).

# NATIONAL HOUSEHOLD KEROSENE PRICE WATCH - JULY 2020



## Average Kerosene Prices per litre Across States



### STATES WITH THE HIGHEST AVERAGE PRICES IN JULY 2020



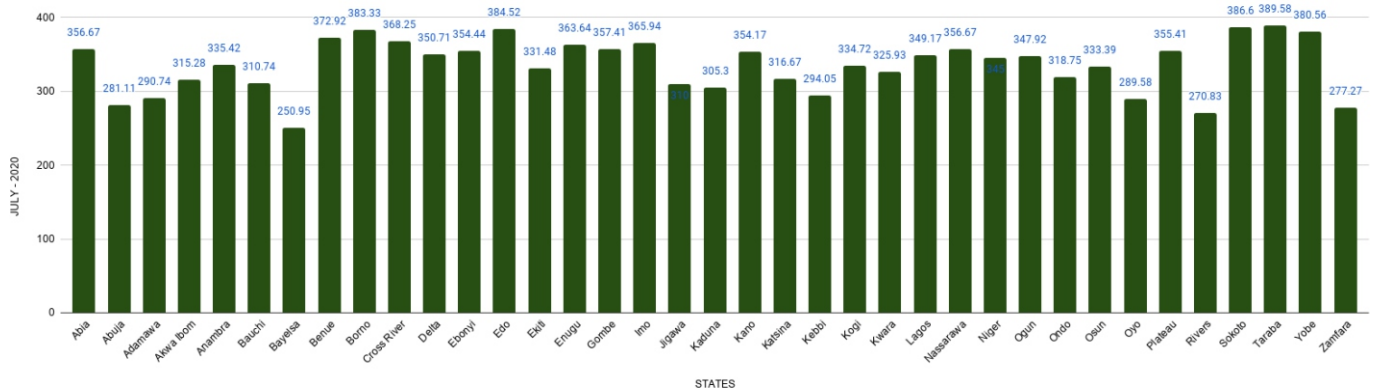
	July-20	YoY %	MoM %
TARABA	<b>389.58</b>	<b>24.12</b>	<b>-3.61</b>
SOKOTO	<b>386.60</b>	<b>47.61</b>	<b>-4.02</b>
EDO	<b>384.52</b>	<b>17.78</b>	<b>5.27</b>

### STATES WITH THE LOWEST AVERAGE PRICES IN JULY 2020



	July-20	YoY %	MoM %
BAYELSA	<b>250.95</b>	<b>-24.59</b>	<b>0.38</b>
RIVERS	<b>270.83</b>	<b>-8.92</b>	<b>-0.85</b>
ZAMFARA	<b>277.27</b>	<b>1.06</b>	<b>-10.44</b>

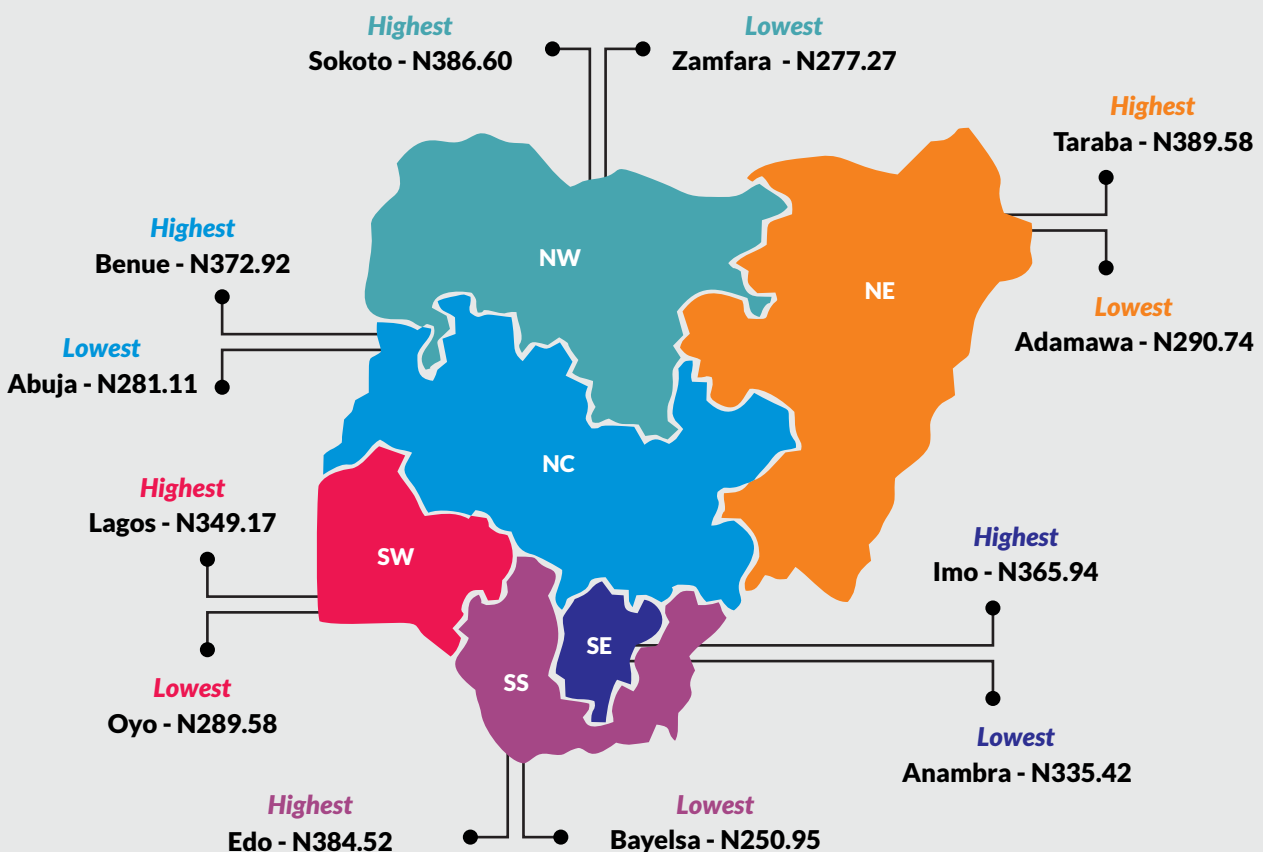

AVERAGE KEROSENE PRICES PER LITRE ACROSS STATES



# NATIONAL HOUSEHOLD KEROSENE PRICE WATCH - JULY 2020



## Average Kerosene Prices per litre Across Zones



# NATIONAL HOUSEHOLD KEROSENE PRICE WATCH

## - JULY 2020



### 12 Months Average Prices per Litre

August 2019	
Average	<b>322.64</b>
YoY	<b>11.74</b>
MoM	<b>2.09</b>

September 2019	
Average	<b>318.46</b>
YoY	<b>7.12</b>
MoM	<b>-1.30</b>

October 2019	
Average	<b>324.72</b>
YoY	<b>2.90</b>
MoM	<b>1.97</b>

November 2019	
Average	<b>317.54</b>
YoY	<b>6.44</b>
MoM	<b>-2.21</b>

July 2019	
Average	<b>316.03</b>
YoY	<b>14.14</b>
MoM	<b>-0.13</b>

December 2019	
Average	<b>320.59</b>
YoY	<b>10.27</b>
MoM	<b>0.96</b>



**AVERAGE**

June 2020	
Average	<b>334.08</b>
YoY	<b>5.58</b>
MoM	<b>0.21</b>

July 2020	
Average	<b>335.54</b>
YoY	<b>6.17</b>
MoM	<b>0.44</b>

January 2020	
Average	<b>323.66</b>
YoY	<b>5.68</b>
MoM	<b>0.96</b>

May 2020	
Average	<b>333.39</b>
YoY	<b>5.53</b>
MoM	<b>-2.61</b>

April 2020	
Average	<b>342.33</b>
YoY	<b>8.24</b>
MoM	<b>2.44</b>

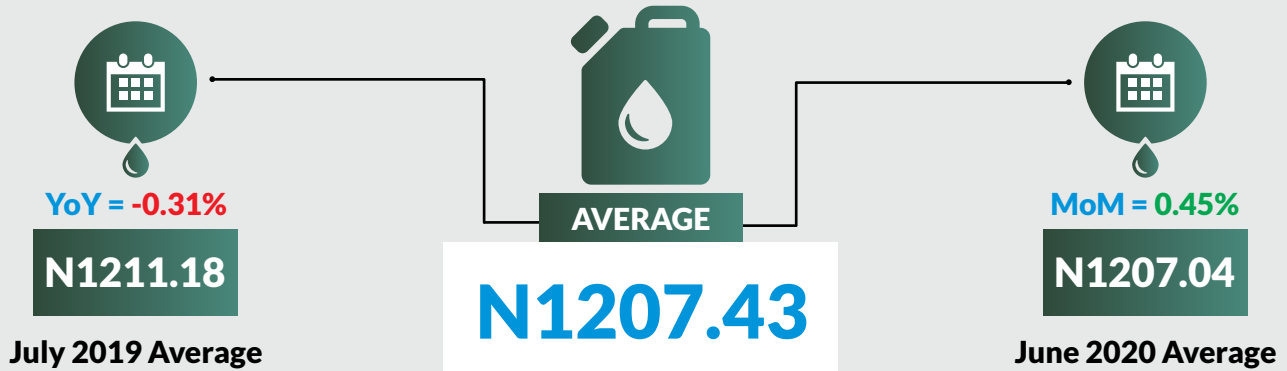
March 2020	
Average	<b>334.16</b>
YoY	<b>9.94</b>
MoM	<b>2.21</b>

February 2020	
Average	<b>326.93</b>
YoY	<b>7.04</b>
MoM	<b>1.01</b>

# NATIONAL HOUSEHOLD KEROSENE PRICE WATCH - JULY 2020



## Average Kerosene Prices per gallon Across States



### STATES WITH THE HIGHEST AVERAGE PRICES IN JULY 2020



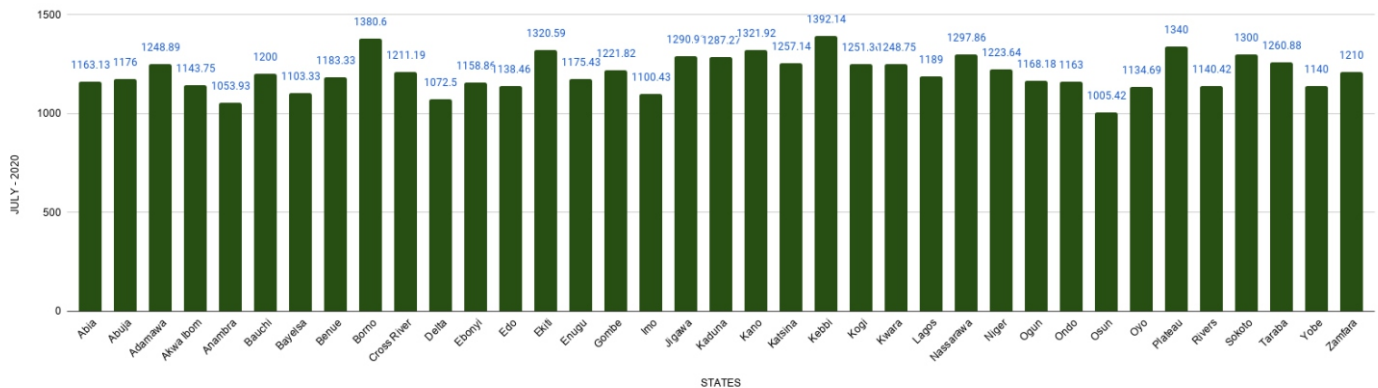
	July-20	YoY %	MoM %
<b>KEBBI</b>	<b>1392.14</b>	<b>13.86</b>	<b>-1.08</b>
<b>BORNO</b>	<b>1380.60</b>	<b>2.43</b>	<b>1.02</b>
<b>PLATEAU</b>	<b>1340.00</b>	<b>10.52</b>	<b>2.81</b>

### STATES WITH THE LOWEST AVERAGE PRICES IN JULY 2020



	July-20	YoY %	MoM %
<b>OSUN</b>	<b>1005.42</b>	<b>-6.14</b>	<b>0.11</b>
<b>ANAMBRA</b>	<b>1053.93</b>	<b>-14.07</b>	<b>2.68</b>
<b>DELTA</b>	<b>1072.50</b>	<b>-4.91</b>	<b>-1.37</b>

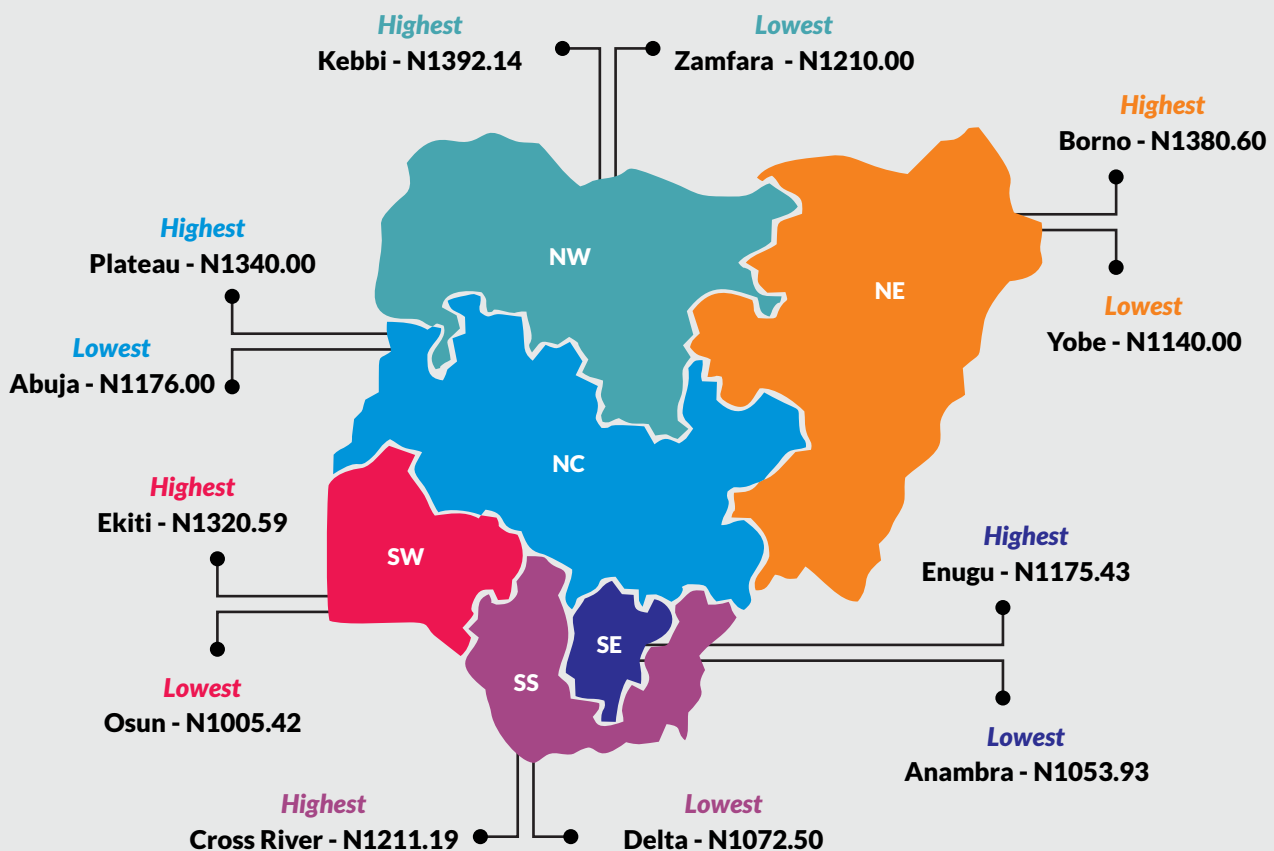
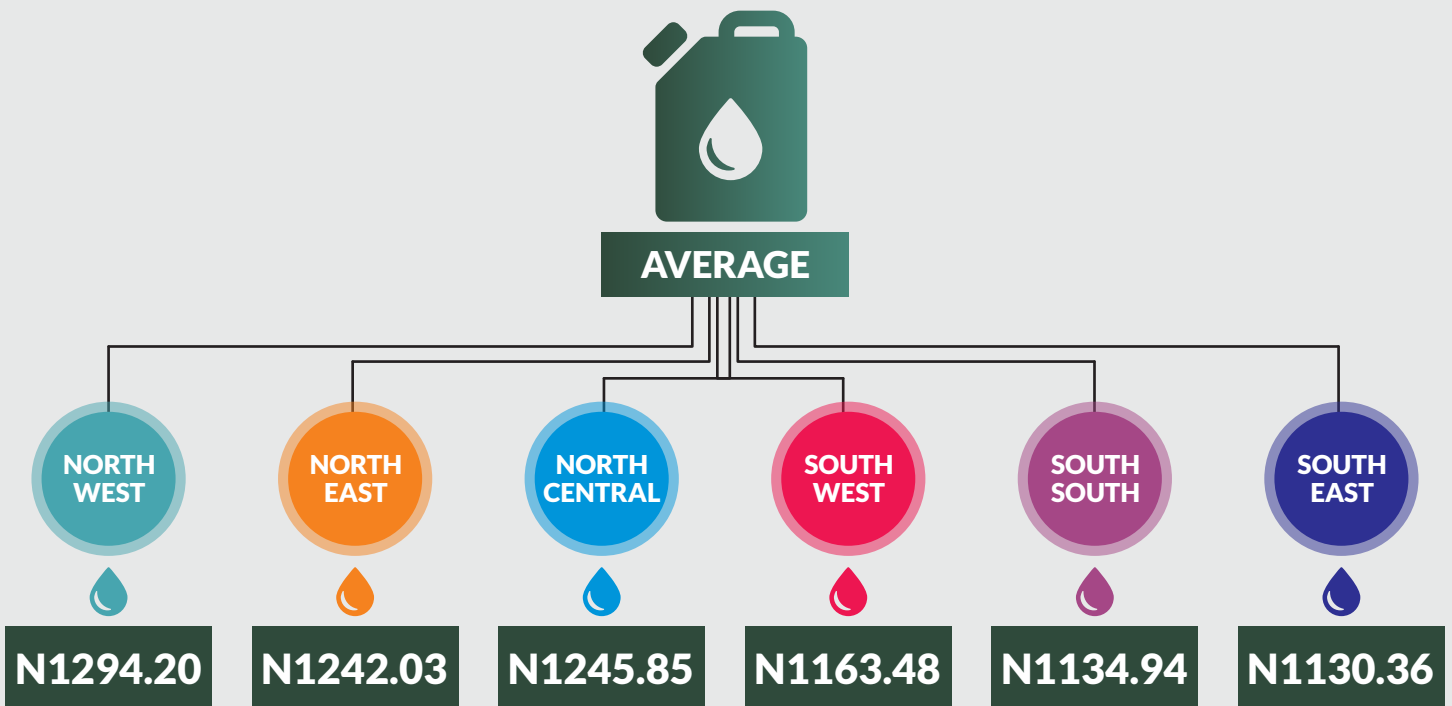
AVERAGE KEROSENE PRICES PER GALLON ACROSS STATES



# NATIONAL HOUSEHOLD KEROSENE PRICE WATCH - JULY 2020



## Average Kerosene Prices per gallon Across Zones





# NATIONAL HOUSEHOLD KEROSENE PRICE WATCH

## - JULY 2020



### 12 Months Average Prices per gallon

August 2019	
Average	<b>1210.44</b>
YoY	<b>11.64</b>
MoM	<b>-0.06</b>

September 2019	
Average	<b>1217.28</b>
YoY	<b>8.01</b>
MoM	<b>0.56</b>

October 2019	
Average	<b>1209.84</b>
YoY	<b>3.15</b>
MoM	<b>-0.61</b>

November 2019	
Average	<b>1210.37</b>
YoY	<b>5.69</b>
MoM	<b>0.04</b>

July 2019	
Average	<b>1211.18</b>
YoY	<b>21.10</b>
MoM	<b>-0.44</b>



**AVERAGE**

December 2019	
Average	<b>1212.75</b>
YoY	<b>4.87</b>
MoM	<b>0.20</b>

June 2020	
Average	<b>1202.04</b>
YoY	<b>-1.19</b>
MoM	<b>-0.44</b>

July 2020	
Average	<b>1207.43</b>
YoY	<b>-0.31</b>
MoM	<b>0.45</b>

January 2020	
Average	<b>1218.09</b>
YoY	<b>2.55</b>
MoM	<b>0.44</b>

May 2020	
Average	<b>1207.37</b>
YoY	<b>-0.26</b>
MoM	<b>0.25</b>

April 2020	
Average	<b>1204.33</b>
YoY	<b>-0.63</b>
MoM	<b>-0.90</b>

March 2020	
Average	<b>1215.25</b>
YoY	<b>2.05</b>
MoM	<b>-0.67</b>

February 2020	
Average	<b>1223.50</b>
YoY	<b>1.14</b>
MoM	<b>0.44</b>





## METHODOLOGY

Field work is done solely by over 700 NBS Staff in all States of the federation supported by supervisors who are monitored by internal and external observers.

Fuel Prices are collected across all the 774 local governments across all States and the FCT from over 10,000 respondents and locations and reflect actual prices households state they actually bought those fuels together with the prices reportedly sold by the fuel suppliers.

The average of all these prices is then reported for each state and the average for the country is the average for the state.

NBS audit team subsequently conducts randomly selected verification of prices recorded.

## Acknowledgements

We acknowledge our technical partners, Proshare in the design, concept and production of this publication.





## Contact Us

 @nigerianstat

 NBSNigeria

 [www.nigerianstat.gov.ng](http://www.nigerianstat.gov.ng)

 **Head Office Address**  
Plot 762, Independence Avenue, Central  
Business District, FCT, Abuja Nigeria.

 +234 803 386 5388

 [feedback@nigerianstat.gov.ng](mailto:feedback@nigerianstat.gov.ng)