



NATIONAL BUREAU OF STATISTICS

# Automotive Gas Oil (Diesel) Price Watch

(JUNE 2020)

Report Date: July 2020

Data Source: National Bureau of Statistics (NBS)

# CONTENTS

<b>Executive Summary</b> .....	<b>1</b>
<b>Average Diesel Prices Across States</b> .....	<b>2</b>
<b>Average Diesel Prices Across Zones</b> .....	<b>3</b>
<b>12 Months Average Prices</b> .....	<b>4</b>
<b>Appendix - Tables</b> .....	<b>5</b>
<b>Methodology</b> .....	<b>6</b>
<b>Acknowledgment and Contact</b> .....	<b>7</b>

## EXECUTIVE SUMMARY

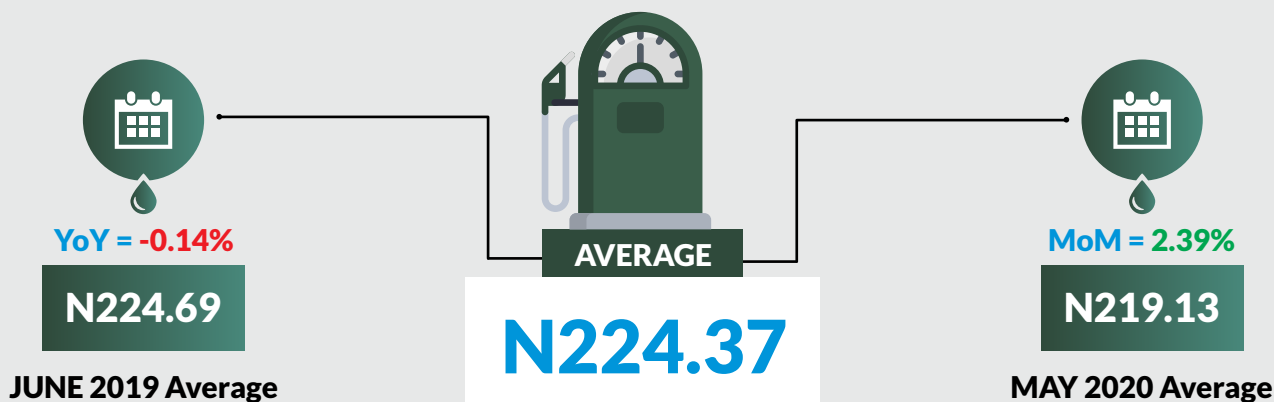
Average price paid by consumers for automotive gas oil (diesel) increased by 2.39% month-on-month and decreased by -0.14% year-on-year to N224.37 in June 2020 from to N219.13 in May 2020.

States with the highest average price of diesel were Borno (N253.02), Adamawa (N246.00) and Niger (N240.00).

States with the lowest average price of diesel were Edo (N202.83), Rivers (N208.60) and Kogi (N209.00).

# AUTOMOTIVE GAS OIL (DIESEL) PRICE WATCH - JUNE 2020

## Average Diesel Prices Across States



### STATES WITH THE HIGHEST AVERAGE PRICES IN JUNE 2020



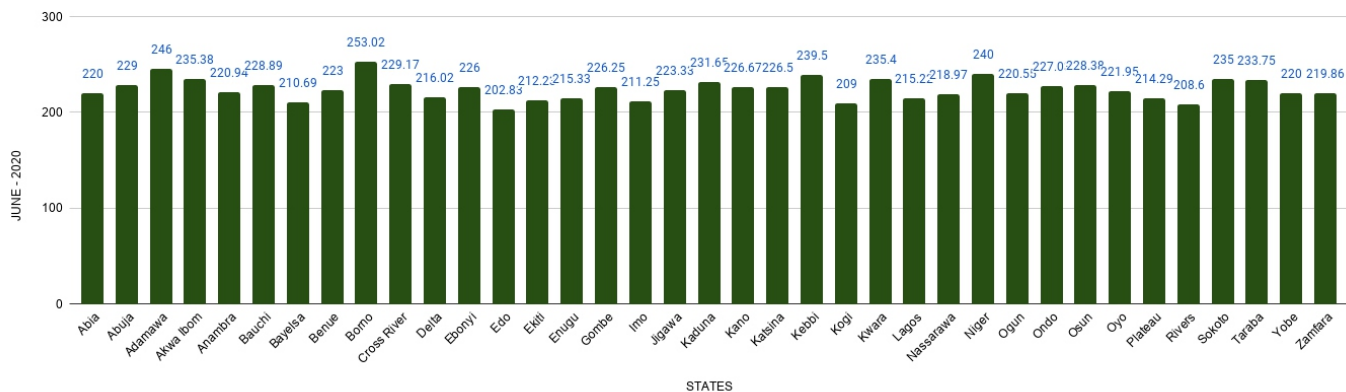
	June-20	YoY %	MoM %
<b>BORNO</b>	<b>253.02</b>	<b>-5.12</b>	<b>13.97</b>
<b>ADAMAWA</b>	<b>246.00</b>	<b>17.14</b>	<b>11.38</b>
<b>NIGER</b>	<b>240.00</b>	<b>3.60</b>	<b>9.92</b>

### STATES WITH THE LOWEST AVERAGE PRICES IN JUNE 2020



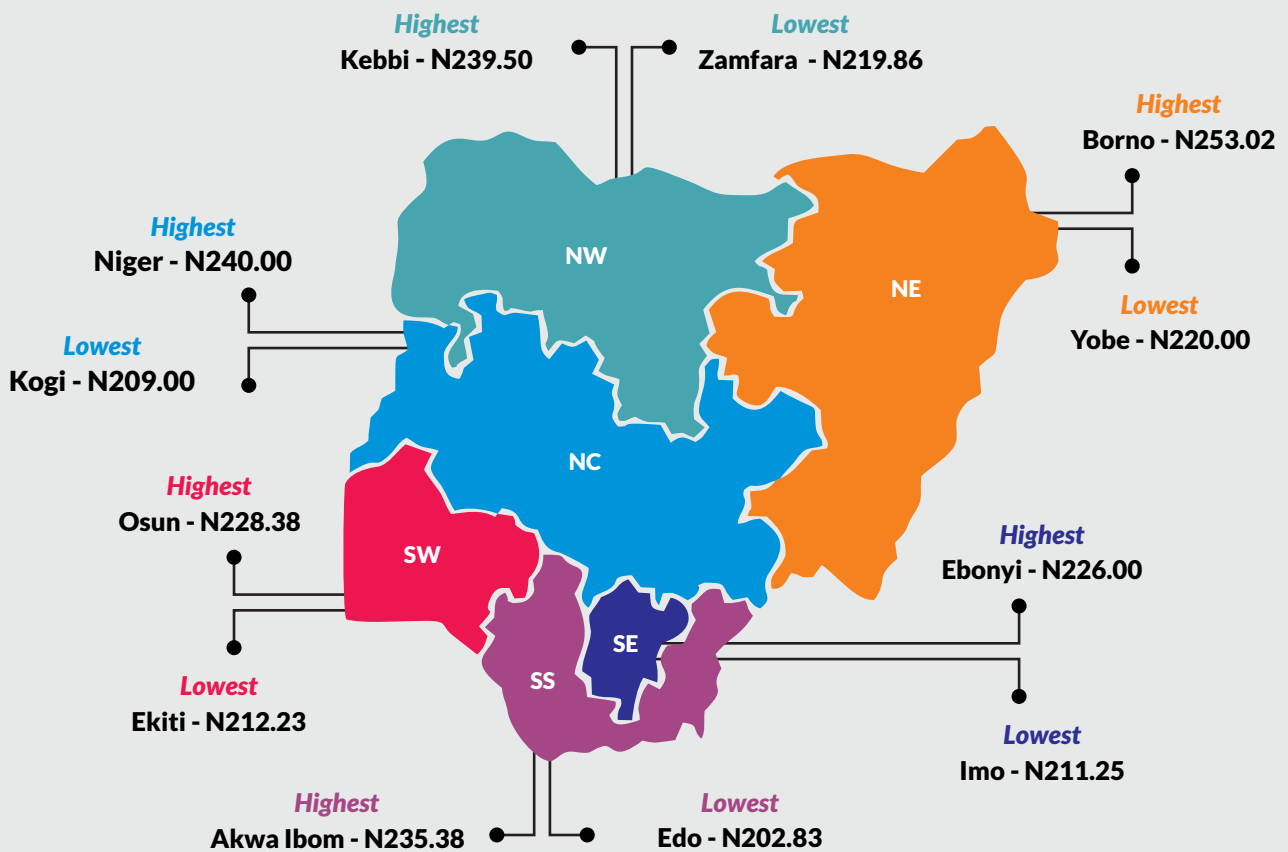

	June-20	YoY %	MoM %
<b>EDO</b>	<b>202.83</b>	<b>-11.43</b>	<b>-3.20</b>
<b>RIVERS</b>	<b>208.60</b>	<b>-4.31</b>	<b>-0.14</b>
<b>KOGI</b>	<b>209.00</b>	<b>1.58</b>	<b>-8.12</b>

AVERAGE DIESEL PRICES ACROSS STATES



# AUTOMOTIVE GAS OIL (DIESEL) PRICE WATCH - JUNE 2020

## Average Diesel Prices Across Zones



# AUTOMOTIVE GAS OIL (DIESEL) PRICE WATCH - JUNE 2020

## Average Diesel Prices Across States



July 2019	
Average	<b>224.96</b>
YoY	<b>10.10</b>
MoM	<b>0.12</b>


August 2019	
Average	<b>229.08</b>
YoY	<b>10.14</b>
MoM	<b>1.83</b>

September 2019	
Average	<b>227.92</b>
YoY	<b>7.69</b>
MoM	<b>-0.50</b>

October 2019	
Average	<b>226.19</b>
YoY	<b>3.13</b>
MoM	<b>-0.76</b>

June 2019	
Average	<b>224.69</b>
YoY	<b>9.62</b>
MoM	<b>-1.46</b>

November 2019	
Average	<b>225.08</b>
YoY	<b>2.52</b>
MoM	<b>-0.49</b>



May 2020	
Average	<b>219.13</b>
YoY	<b>-3.90</b>
MoM	<b>-2.22</b>

June 2020	
Average	<b>224.37</b>
YoY	<b>-0.14</b>
MoM	<b>2.39</b>

December 2019	
Average	<b>229.81</b>
YoY	<b>3.72</b>
MoM	<b>2.10</b>

April 2020	
Average	<b>224.11</b>
YoY	<b>-2.84</b>
MoM	<b>-1.18</b>

March 2020	
Average	<b>226.78</b>
YoY	<b>-1.04</b>
MoM	<b>0.24</b>

February 2020	
Average	<b>226.25</b>
YoY	<b>0.28</b>
MoM	<b>-1.54</b>

January 2020	
Average	<b>229.78</b>
YoY	<b>2.09</b>
MoM	<b>-0.01</b>



# METHODOLOGY

Field work is done solely by over 700 NBS Staff in all States of the federation supported by supervisors who are monitored by internal and external observers.

Fuel Prices are collected across all the 774 local governments across all States and the FCT from over 10,000 respondents and locations and reflect actual prices households state they actually bought those fuels together with the prices reportedly sold by the fuel suppliers.

The average of all these prices is then reported for each state and the average for the country is the average for the state.

NBS audit team subsequently conducts randomly selected verification of prices recorded.



# ACKNOWLEDGEMENTS/CONTACTS

## Acknowledgements


We acknowledge our technical partners, Proshare in the design, concept and production of this publication.





## Contact Us

 @nigerianstat

 NBSNigeria

 [www.nigerianstat.gov.ng](http://www.nigerianstat.gov.ng)

 **Head Office Address**  
Plot 762, Independence Avenue, Central  
Business District, FCT, Abuja Nigeria.

 +234 803 386 5388

 [feedback@nigerianstat.gov.ng](mailto:feedback@nigerianstat.gov.ng)