



NATIONAL BUREAU OF STATISTICS

# Premium Motor Spirit (Petrol) Price Watch

(JUNE 2020)

Report Date: July 2020

Data Source: National Bureau of Statistics (NBS)



# CONTENTS

<b>Executive Summary</b> .....	<b>1</b>
<b>Average PMS Prices Across States</b> .....	<b>2</b>
<b>Average PMS Prices Across Zones</b> .....	<b>3</b>
<b>12 Months Average Prices</b> .....	<b>4</b>
<b>Appendix - Tables</b> .....	<b>5</b>
<b>Methodology</b> .....	<b>6</b>
<b>Acknowledgment and Contact</b> .....	<b>7</b>

## EXECUTIVE SUMMARY


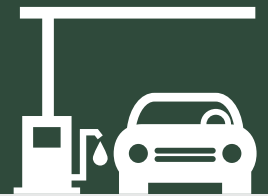
Average price paid by consumers for premium motor spirit (petrol) decreased by -11.33% year-on-year and month-on-month by -0.61% to N128.88 in June 2020 from N129.67 in May 2020.

States with the highest average price of premium motor spirit (petrol) were Gombe (N139.33), Adamawa (N138.00) and Osun/Taraba (N135.50).

States with the lowest average price of premium motor spirit (petrol) were Kwara (N123.86), Ogun (N124.38) and Oyo (N124.39).

# PREMIUM MOTOR SPIRIT (PETROL) PRICE WATCH - JUNE 2020

## Average PMS Prices Across States



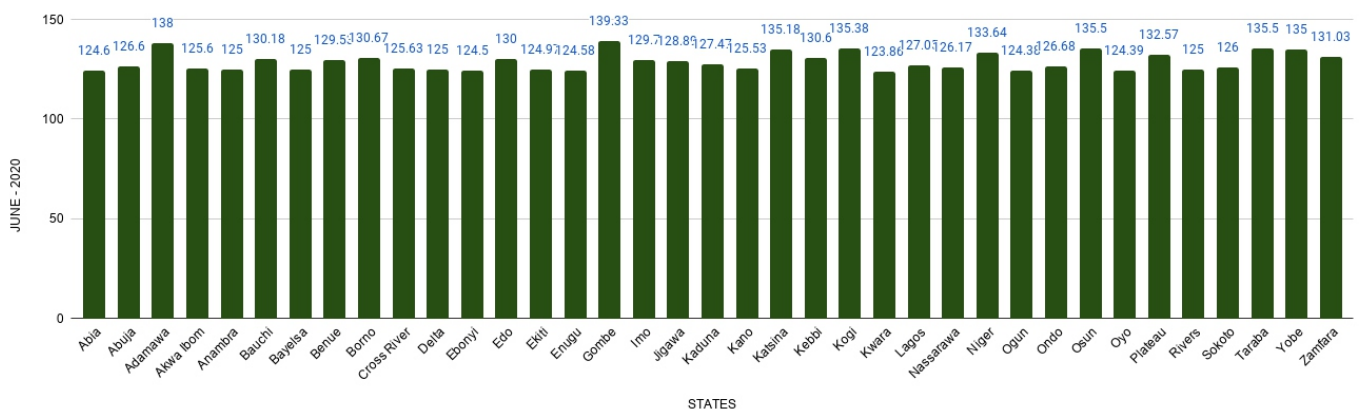
### STATES WITH THE HIGHEST AVERAGE PRICES IN JUNE 2020

	June-20	YoY%	MoM%
GOMBE	139.33	-3.63	4.63
ADAMAWA	138.00	-5.35	5.61
OSUN/ TARABA	135.50	-6.55	6.88

### STATES WITH THE LOWEST AVERAGE PRICES IN JUNE 2020

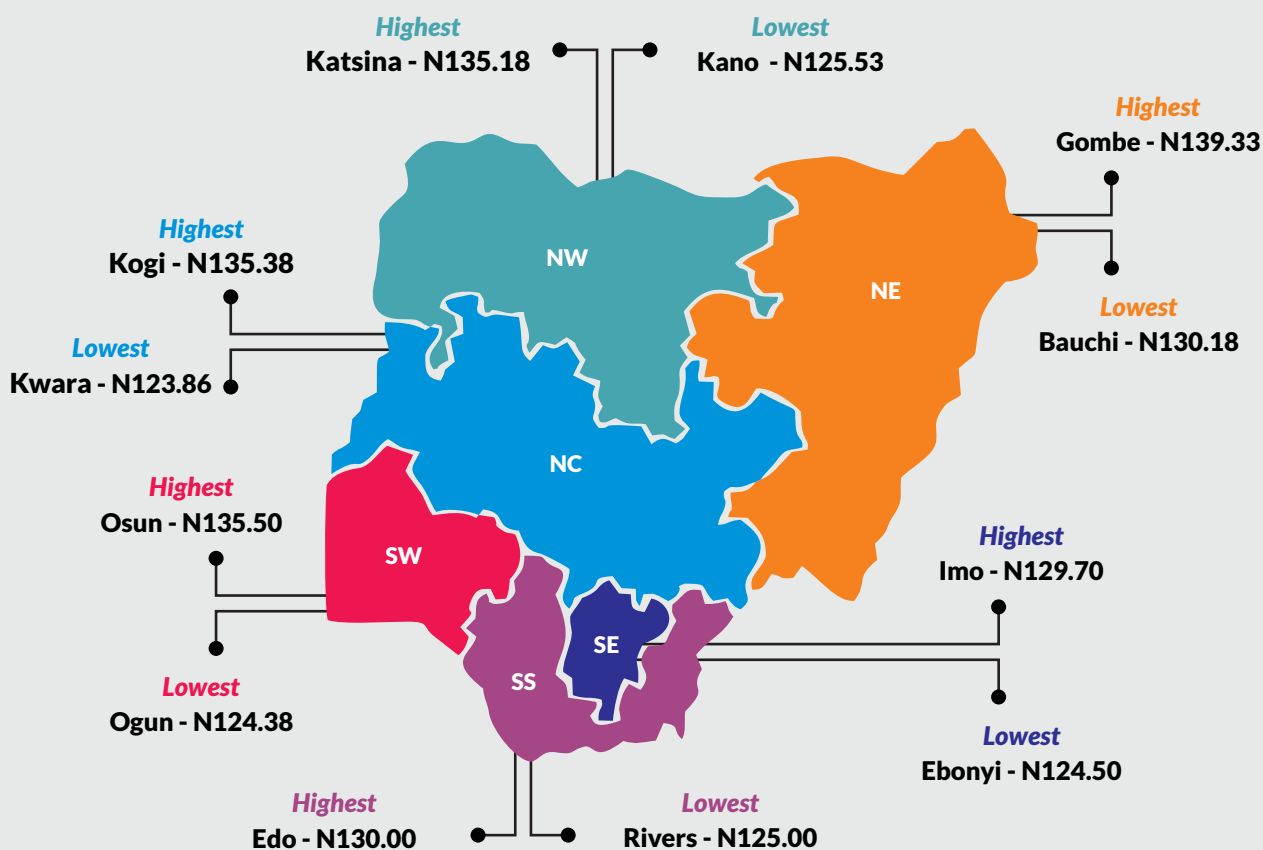
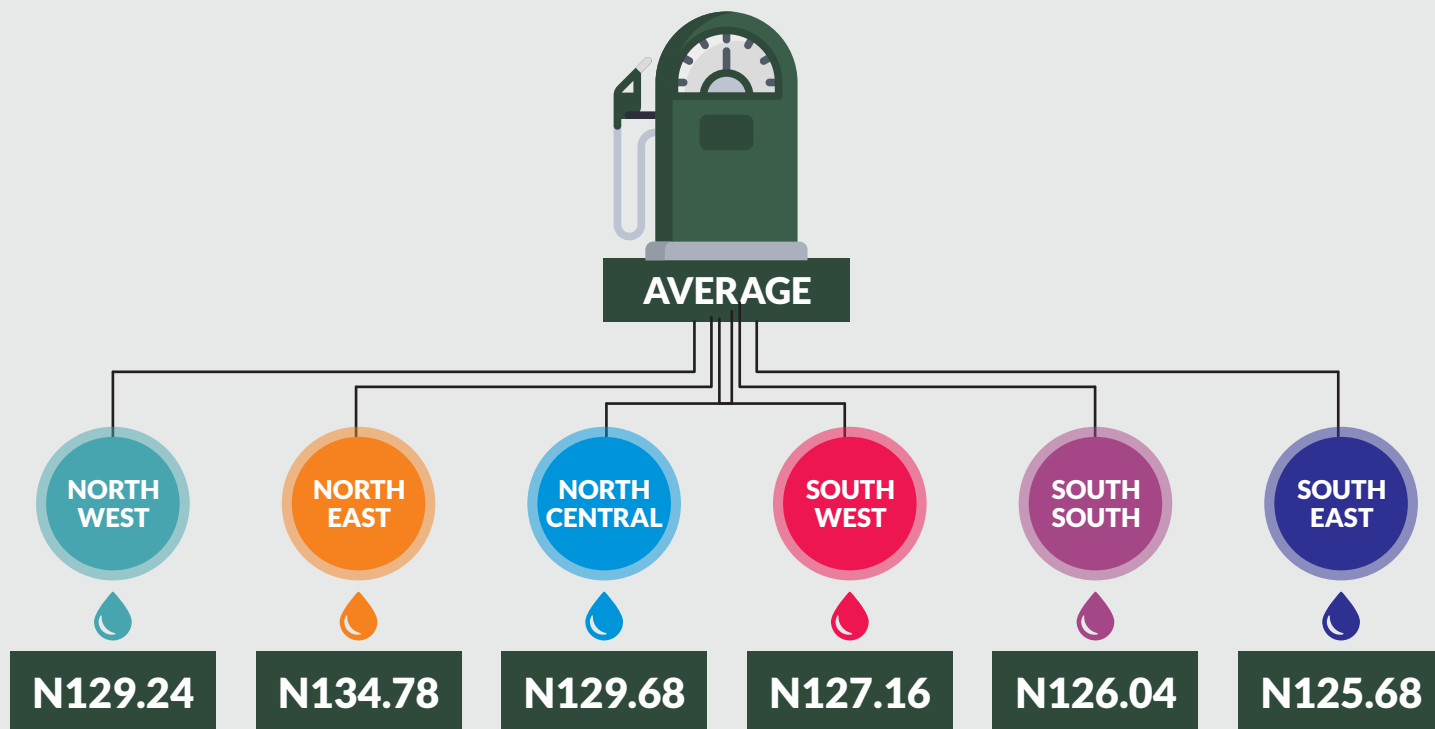

	June-20	YoY%	MoM%
KWARA	123.86	-15.17	-0.82
OGUN	124.38	-14.22	-0.50
OYO	124.39	-14.52	-1.47

PMS PRICES ACROSS STATES



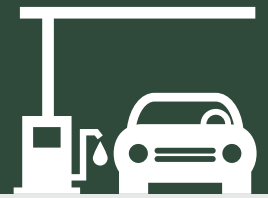
# PREMIUM MOTOR SPIRIT (PETROL) PRICE WATCH - JUNE 2020

## Average PMS Prices Across Zones



# PREMIUM MOTOR SPIRIT (PETROL) PRICE WATCH - JUNE 2020

## 12 Months Average Prices



July 2019	
Average	<b>145.03</b>
YoY	<b>-1.22</b>
MoM	<b>-0.23</b>


August 2019	
Average	<b>145.48</b>
YoY	<b>-0.96</b>
MoM	<b>0.31</b>

September 2019	
Average	<b>145.53</b>
YoY	<b>-1.22</b>
MoM	<b>0.03</b>

October 2019	
Average	<b>145.48</b>
YoY	<b>-1.19</b>
MoM	<b>-0.04</b>

June 2019	
Average	<b>145.36</b>
YoY	<b>-1.84</b>
MoM	<b>0.22</b>

November 2019	
Average	<b>145.94</b>
YoY	<b>-1.03</b>
MoM	<b>0.32</b>



May 2020	
Average	<b>129.67</b>
YoY	<b>-10.59</b>
MoM	<b>-0.89</b>

June 2020	
Average	<b>128.88</b>
YoY	<b>-11.33</b>
MoM	<b>-0.61</b>

December 2019	
Average	<b>145.35</b>
YoY	<b>-0.29</b>
MoM	<b>-0.41</b>

April 2020	
Average	<b>130.84</b>
YoY	<b>-10.34</b>
MoM	<b>-10.01</b>

March 2020	
Average	<b>145.40</b>
YoY	<b>0.05</b>
MoM	<b>-0.01</b>

February 2020	
Average	<b>145.41</b>
YoY	<b>0.08</b>
MoM	<b>0.03</b>

January 2020	
Average	<b>145.37</b>
YoY	<b>-0.23</b>
MoM	<b>0.01</b>

# AVERAGE PETROL/ PREMIUM MOTOR SPIRIT

State	Jan-16	Mar-17	Apr-17	May-17	Jun-17	Jul-17	Aug-17	Sep-17	Oct-17	Nov-17	Dec-17	Jan-18	Feb-18	Mar-18	Apr-18	May-18	Jun-18	Jul-18	Aug-18	Sep-18	Oct-18	Nov-18	Dec-18	Jan-19	Feb-19	Mar-19	Apr-19	May-19	Jun-19	Jul-19	Aug-19	Sep-19	Oct-19	Nov-19	Dec-19	Jan-20	Feb-20	Mar-20	Apr-20	May-20	Jun-20	Year on Year %	Month on Month %	
Abia	129.3	150.4	148.5	151.9	149.7	147.0	144.7	144.5	147.86	147.50	220.40	227.50	191.13	164.50	147.55	145.45	146.33	145.50	147.00	146.30	147.67	150.67	144.72	144.65	145.93	146.12	146.29	145.64	145.67	145.24	146.71	146.73	147.09	150.69	147.33	146.13	146.87	145.91	128.13	126.33	124.60	-14.46	-1.37	
Abuja	99.6	145.0	145.0	145.0	145.0	145.0	143.5	142.0	144.00	144.00	146.53	160.00	145.00	145.00	144.95	144.96	144.50	145.00	144.60	144.00	144.56	144.40	144.95	144.20	144.50	144.00	144.67	144.00	144.20	143.00	145.33	143.17	143.50	144.20	143.67	144.20	143.67	145.00	123.50	126.60	-12.21	2.51		
Adamawa	93.5	153.3	156.7	160.0	162.5	160.0	144.0	143.0	146.67	145.00	170.00	170.00	150.00	173.00	160.33	150.11	145.00	145.29	148.33	150.00	150.83	149.33	145.00	145.00	143.78	145.14	146.60	145.44	145.80	143.25	146.37	145.00	144.70	149.85	145.94	146.80	146.67	146.00	133.75	130.67	138.00	-5.35	5.61	
Akwa Ibom	120	149.3	147.5	149.4	149.6	145.0	144.6	143.3	146.00	150.33	166.50	201.25	183.89	164.00	154.00	159.44	145.00	145.58	145.42	145.50	145.00	144.55	145.00	145.00	144.78	145.00	145.91	145.50	145.00	145.42	145.00	145.00	144.82	143.83	144.82	145.00	145.77	145.00	127.00	125.67	125.60	-13.38	-0.05	
Anambra	119.8	148.0	147.7	147.9	148.3	147.1	144.6	144.1	145.71	145.86	210.00	211.67	183.67	166.88	151.33	150.87	151.43	145.85	145.14	144.88	145.00	145.00	145.24	144.90	144.87	144.57	146.90	145.62	145.35	146.15	145.41	146.54	146.15	145.00	144.86	144.87	144.79	145.00	126.79	124.85	125.00	-14.00	0.12	
Bauchi	117.3	147.8	150.5	147.5	152.5	145.4	145.0	144.6	147.38	144.90	159.75	186.88	151.00	145.57	144.17	144.93	147.90	145.40	143.89	144.00	144.57	144.46	144.20	145.25	144.50	143.89	145.67	144.50	145.50	143.90	145.00	144.00	144.00	148.21	144.48	146.56	145.71	145.29	139.13	136.10	130.18	-10.53	-4.35	
Bayelsa	96.1	161.3	159.1	153.5	160.4	145.0	144.8	147.1	147.08	150.50	172.69	187.14	206.82	178.00	158.00	154.62	152.92	151.67	151.00	150.00	148.00	147.08	150.00	145.78	145.25	145.25	148.64	146.00	146.25	145.55	146.78	146.75	146.69	146.45	146.91	146.91	145.43	145.36	125.38	125.00	125.00	-14.53	0.00	
Benue	121.7	152.5	155.0	158.2	151.3	159.1	143.5	143.6	150.83	145.50	172.67	223.33	155.00	153.53	156.25	160.31	146.43	146.30	145.50	150.40	153.33	150.43	146.60	150.09	146.09	144.75	145.83	143.60	144.00	145.17	145.16	147.17	146.75	144.17	148.50	146.14	146.27	146.22	130.56	128.36	129.53	-10.05	0.91	
Borno	96.4	151.0	160.5	160.0	152.9	160.5	144.5	144.4	145.23	147.00	159.44	185.48	200.29	169.55	160.00	166.08	162.17	155.00	157.00	147.00	152.17	152.92	149.50	145.63	145.89	146.27	146.82	144.36	145.18	145.82	146.50	145.10	145.56	141.50	145.35	146.50	146.25	146.50	140.50	138.10	130.67	-10.00	-5.38	
Cross River	115.2	148.1	147.8	149.6	148.4	145.0	144.3	144.0	148.40	145.00	207.14	175.38	187.63	174.50	154.50	151.58	145.75	145.56	147.92	147.55	145.00	144.69	145.07	146.50	147.41	145.78	146.07	145.92	146.76	147.50	146.94	150.41	146.07	146.20	146.50	146.63	131.88	131.00	125.63	-14.00	-4.10			
Delta	98.5	145.0	145.9	145.0	145.8	145.0	144.7	144.6	145.00	145.86	175.00	202.65	170.71	171.50	146.67	147.69	145.00	145.00	150.92	150.67	144.82	145.00	144.85	145.38	145.00	145.27	144.73	145.00	145.00	145.20	146.54	146.58	147.54	144.38	144.64	145.24	144.50	126.92	125.20	125.00	-13.79	-0.16		
Ebonyi	132.1	152.1	157.5	152.5	156.4	147.9	144.3	145.5	148.57	148.57	162.50	220.65	178.13	160.83	147.86	146.14	146.14	145.88	146.57	145.18	145.14	145.31	145.59	145.14	146.14	146.25	145.17	146.43	146.14	145.43	145.43	146.67	145.71	145.00	145.63	145.50	125.00	128.33	124.50	-14.24	-2.99			
Edo	100.3	149.6	150.3	145.3	145.0	145.0	144.8	144.9	145.06	145.75	170.00	220.00	190.31	172.11	152.11	145.36	145.00	145.00	145.00	145.00	145.00	145.00	145.00	145.25	145.33	144.77	145.00	145.00	144.73	145.00	145.00	144.46	144.85	144.69	144.82	145.00	144.82	125.00	128.64	130.00	-10.18	1.05		
Ekiti	106.1	145.0	145.0	145.0	145.0	144.7	143.1	143.73	146.17	146.00	160.24	181.18	173.89	145.00	147.71	145.32	145.00	144.23	145.94	144.65	145.47	145.29	144.00	143.47	145.00	144.45	145.00	144.80	145.00	144.94	145.60	144.79	145.00	145.00	145.00	145.00	125.00	126.21	124.97	-13.82	-0.98			
Enugu	128.3	154.5	152.9	152.0	154.5	149.0	145.0	145.8	147.17	145.00	200.50	183.12	163.86	169.13	148.91	150.30	153.05	149.44	146.78	153.88	146.52	147.29	145.20	145.00	145.21	145.31	145.41	146.17	143.55	145.45	144.50	146.30	145.94	148.33	145.24	144.88	144.50	145.38	125.00	125.00	124.58	-14.33	-0.34	
Gombe	99.9	145.0	152.7	172.5	167.5	152.7	144.0	145.0	144.80	145.00	160.00	157.73	153.50	154.13	154.43	153.67	150.25	142.79	147.08	150.10	151.25	154.72	150.20	145.87	144.63	145.92	145.58	141.08	144.58	144.33	146.11	144.91	144.40	145.67	144.33	144.80	145.43	145.00	136.00	133.17	139.33	-3.63	4.63	
Imo	131	149.5	148.9	148.8	147.6	147.4	143.4	145.1	147.75	144.40	160.59	172.92	200.83	173.86	149.40	149.50	149.77	150.87	145.87	146.43	145.43	142.50	146.18	145.62	143.18	145.71	146.47	145.68	145.47	145.33	145.62	145.57	146.31	148.05	145.32	145.50	145.00	145.65	126.67	126.54	129.70	-10.84	2.50	
Jigawa	104.7	148.3	145.6	147.3	145.8	145.7	143.9	145.2	143.80	145.50	200.26	150.14	180.93	160.46	154.00	146.29	146.29	145.25	150.00	144.29	144.29	144.21	145.69	145.29	144.94	145.00	145.00	145.00	145.00	145.45	145.36	145.45	144.29	144.14	144.77	145.00	145.07	140.57	137.89	128.89	-11.11	-6.53		
Kaduna	95.7	153.0	145.0	148.7	148.8	145.0	144.8	145.5	144.83	145.00	162.81	215.91	165.86	147.29	153.85	150.81	150.75	150.75	151.48	150.53	150.75	156.75	145.25	146.22	146.08	144.44	144.69	144.80	144.69	144.80	144.68	144.68	144.13	144.69	145.75	146.50	145.22	145.21	145.64	136.79	135.82	127.47	-11.90	-6.15
Kano	99.1	145.0	147.9	145.0	145.3	145.0	144.2	144.6	144.27	144.93	165.00	182.14	165.00	147.19	145.16	144.87	145.79	144.78	144.89	144.87	145.79	147.79	144.87	145.00	145.00	145.21	145.35	145.35	145.35	145.35	144.86	145.35	145.35	145.79	144.87	144.38	145.86	145.19	135.63	134.25	125.53	-13.64	-6.49	
Katsina	95.5	145.9	145.8	145.0	150.3	145.0	144.4	144.1	143.73	144.08	160.00	209.32	160.15	156.67	147.83	144.82	144.95	144.00	144.08	143.63	144.45	144.45	144.31	145.00	145.00	145.23	143.50	142.50	144.13	142.50	142.50	145.50	145.00	144.45	144.23	144.00	145.03	145.42	136.25	132.61	135.18	-6.21	1.94	
Kebbi	117.1	153.8	160.5	157.9	157.1	145.0	145.0	145.6	148.55	145.00	210.08	181.33	200.25	177.65	163.71	152.22	158.24	148.42	152.94	150.00	155.24	158.24	146.15	146.00	145.56	146.75	147.07	146.00	146.43	145.00	145.21	146.63	146.21	148.24	147.69	145.78	145.73	145.00	129.12	128.77	130.60	-10.81	1.42	
Kogi	127.1	154.0	146.5	148.9	148.9	146.7	144.6	144.6	146.67	145.00	200.00	152.83	194.81	163.33	160.79	159.17	150.91	148.89	150.13	147.15	148.33	147.86	146.67	145.82	145.50	146.09	147.88	146.00	147.91	143.00	146.75	145.00	145.44	145.18	147.08	145.91	145.19	145.22	135.22	133.07	135.38	-8.47	1.73	
Kwara	112.6	145.0	148.8	153.0	145.5	145.9	145.0	144.1	145.75	144.00	170.00	206.18	156.25	160.00	145.00	145.73	145.83	147.22	152.86	145.71	150.89	145.33	146.11	145.62	145.38	144.78	146.86	146.14	146.00	146.67	146.66	146.67	146.14	146.00	145.25	145.67	144.83	145.25	125.00	124.88	123.86	-15.17	-0.82	
Lagos	91.1	147.5	147.9	145.0	145.7	145.3	143.3	143.2	144.33	144.33	149.87	161.43	145.00	155.25	148.10	145.81	144.91	145.81	145.00	147.38	145.00	145.05	145.00	144.87	144.88	145.00	145.00	144.90	145.25	144.61	145.00	145.05	145.00	145.78	145.00	145.23	144.73	144.87	125.87	125.29	127.05	-12.53	1.41	
Nassarawa	120.5	145.9	149.7	148.1	146.1	149.4	143.0	145.0	145.67	144.00																																		

## METHODOLOGY

Field work is done solely by over 700 NBS Staff in all States of the federation supported by supervisors who are monitored by internal and external observers.

Fuel Prices are collected across all the 774 local governments across all States and the FCT from over 10,000 respondents and locations and reflect actual prices households state they actually bought those fuels together with the prices reportedly sold by the fuel suppliers.

The average of all these prices is then reported for each state and the average for the country is the average for the state.

NBS audit team subsequently conducts randomly selected verification of prices recorded.



## Acknowledgements

We acknowledge our technical partners, Proshare in the design, concept and production of this publication.





## Contact Us

 @nigerianstat

 NBSNigeria

 [www.nigerianstat.gov.ng](http://www.nigerianstat.gov.ng)

 **Head Office Address**  
Plot 762, Independence Avenue, Central  
Business District, FCT, Abuja Nigeria.

 +234 803 386 5388

 [feedback@nigerianstat.gov.ng](mailto:feedback@nigerianstat.gov.ng)