



NATIONAL BUREAU OF STATISTICS

# Nigerian Domestic and Foreign Debt

(Q1 2020)



Report Date: July 2020

# CONTENTS

<b>Executive Summary</b> .....	<b>1</b>
<b>Nigerian Domestic and Foreign Debt - Q1 2020</b>	
Abia .....	2
Adamawa .....	3
Akwa Ibom .....	4
Anambra .....	5
Bauchi .....	6
Bayelsa .....	7
Benue .....	8
Borno .....	9
Cross River .....	10
Delta .....	11
Ebonyi .....	12
Edo .....	13
Ekiti .....	14
Enugu .....	15
Gombe .....	16
Imo .....	17
Jigawa .....	18
Kaduna .....	19
Kano .....	20
Katsina .....	21
Kebbi .....	22
Kogi .....	23
Kwara .....	24
Lagos .....	25
Nassarawa .....	26
Niger .....	27
Ogun .....	28
Ondo .....	29
Osun .....	30
Oyo .....	31
Plateau .....	32
Rivers .....	33
Sokoto .....	34
Taraba .....	35
Yobe .....	36
Zamfara .....	37
FCT .....	38
Total .....	39
Federal Government Domestic Debt Stock By Instrument As At March 31, 2020 .....	40
Nigeria's Total Public Debt Portfolio As At March 31, 2020 .....	41
Domestic Debt Service For Q1 2020 .....	44
External Debt Service Q1 2020 .....	47
External Debt Stock By Type .....	59
<b>Methodology</b> .....	<b>61</b>
<b>Appendix</b> .....	<b>62</b>
<b>Acknowledgements/Contacts</b> .....	<b>68</b>

# EXECUTIVE SUMMARY

Nigerian States and Federal Debt Stock data as at 31st March 2020 reflected that the country's total public debt portfolio stood at N28.63trn.

Further disaggregation of Nigeria's total public debt showed that N9.99trn or 34.89% of the debt was external while N18.64trn or 65.11% of the debt was domestic.

Similarly, States and FCT domestic debt was put at N4.11trillion with Lagos state accounting for 10.8% of the total domestic debt stock while Yobe State has the least debt stock in this category with a contribution of 0.7%.

#### Important Notes:

1. This Domestic Debt Data is generated from the signed-off submissions received from the 36 States of the Federation and the FCT
2. Domestic Debt Stock for Twenty Eight (28) States: Abia, Adamawa, Akwa Ibom, Bauchi, Bayelsa, Benue, Cross River, Delta, Ebonyi, Edo, Ekiti, Enugu, Gombe, Imo, Jigawa, Kaduna, Kogi, Kwara, Nasarawa, Niger, Ogun, Ondo, Osun, Oyo, Plateau, Sokoto, Taraba, Yobe and the FCT as at March 31, 2020.
3. Domestic Debt Stock Figures for 6 States: Anambra, Borno, Kano, Kebbi, Lagos and Zamfara were as at December 31, 2019
4. Domestic Debt Stock Figures for Katsina State were as at June 30, 2019
5. Domestic Debt Stock Figures for Rivers State were as at December 30, 2018



Land Area: 2,440 sq mi

Population: 3,616,382

Total FAAC Allocation 2019

**N52,039,868,624.86**

Total IGR As At Full Year 2019

**N14,769,307,658.56**

### DOMESTIC DEBT DATA FOR THE 36 STATES OF THE FEDERATION AND THE FEDERAL CAPITAL TERRITORY AS AT MARCH 31, 2020

DEBT STOCK AS AT Q1, 2020



**N69,634,039,326.56**

DEBT STOCK AS AT Q4, 2019



**N68,762,374,753.95**

% CHANGE IN DEBT STOCK/ STATE, Q1, 2020 & Q4, 2019



% SHARE OF EACH STATE TO TOTAL DEBT STOCK, Q1 2020



**Important Notes:**

1. This Domestic Debt Data is generated from the signed-off submissions received from the 36 States of the Federation and the FCT
2. Domestic Debt Stock for Twenty Eight (28) States: Abia, Adamawa, Akwa Ibom, Bauchi, Bayelsa, Benue, Cross River, Delta, Ebonyi, Edo, Ekiti, Enugu, Gombe, Imo, Jigawa, Kaduna, Kogi, Kwara, Nasarawa, Niger, Ogun, Ondo, Osun, Oyo, Plateau, Sokoto, Taraba, Yobe and the FCT as at March 31, 2020.
3. Domestic Debt Stock Figures for 6 States: Anambra, Borno, Kano, Kebbi, Lagos and Zamfara were as at December 31, 2019
4. Domestic Debt Stock Figures for Katsina State were as at June 30, 2019
5. Domestic Debt Stock Figures for Rivers State were as at December 30, 2018



Land Area: 14, 254 sq mi

Population: 4,111,706

Total FAAC Allocation 2019

**N48,338,702,097.28**

Total IGR As At Full Year 2019

**N9,232,405,633.53**

### DOMESTIC DEBT DATA FOR THE 36 STATES OF THE FEDERATION AND THE FEDERAL CAPITAL TERRITORY AS AT MARCH 31, 2020

DEBT STOCK AS AT Q1, 2020



**N101,585,003,141.05**

DEBT STOCK AS AT Q4, 2019



**N102,412,601,107.74**

% CHANGE IN DEBT STOCK/ STATE, Q1,2020 & Q4,2019



% SHARE OF EACH STATE TO TOTAL DEBT STOCK, Q1 2020



#### Important Notes:

1. This Domestic Debt Data is generated from the signed-off submissions received from the 36 States of the Federation and the FCT
2. Domestic Debt Stock for Twenty Eight (28) States: Abia, Adamawa, Akwa Ibom, Bauchi, Bayelsa, Benue, Cross River, Delta, Ebonyi, Edo, Ekiti, Enugu, Gombe, Imo, Jigawa, Kaduna, Kogi, Kwara, Nasarawa, Niger, Ogun, Ondo, Osun, Oyo, Plateau, Sokoto, Taraba, Yobe and the FCT as at March 31, 2020.
3. Domestic Debt Stock Figures for 6 States: Anambra, Borno, Kano, Kebbi, Lagos and Zamfara were as at December 31, 2019
4. Domestic Debt Stock Figures for Katsina State were as at June 30, 2019
5. Domestic Debt Stock Figures for Rivers State were as at December 30, 2018



Land Area: 2,734 sq mi

Population: 5,272,029

Total FAAC Allocation 2019

**N171,975,537,274.47**

Total IGR As At Full Year 2019

**N32,291,014,771.52**

### DOMESTIC DEBT DATA FOR THE 36 STATES OF THE FEDERATION AND THE FEDERAL CAPITAL TERRITORY AS AT MARCH 31, 2020

DEBT STOCK AS AT Q1, 2020



**N240,030,073,468.00**

DEBT STOCK AS AT Q4, 2019



**N237,341,078,707.15**

% CHANGE IN DEBT STOCK/ STATE, Q1,2020 & Q4,2019

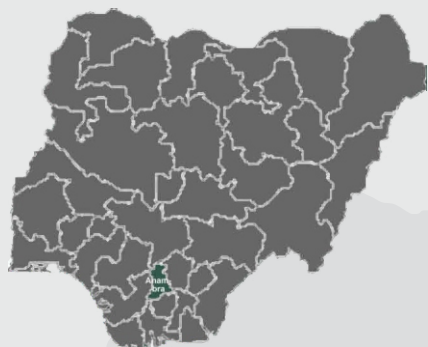


% SHARE OF EACH STATE TO TOTAL DEBT STOCK, Q1 2020



**Important Notes:**

1. This Domestic Debt Data is generated from the signed-off submissions received from the 36 States of the Federation and the FCT
2. Domestic Debt Stock for Twenty Eight (28) States: Abia, Adamawa, Akwa Ibom, Bauchi, Bayelsa, Benue, Cross River, Delta, Ebonyi, Edo, Ekiti, Enugu, Gombe, Imo, Jigawa, Kaduna, Kogi, Kwara, Nasarawa, Niger, Ogun, Ondo, Osun, Oyo, Plateau, Sokoto, Taraba, Yobe and the FCT as at March 31, 2020.
3. Domestic Debt Stock Figures for 6 States: Anambra, Borno, Kano, Kebbi, Lagos and Zamfara were as at December 31, 2019
4. Domestic Debt Stock Figures for Katsina State were as at June 30, 2019
5. Domestic Debt Stock Figures for Rivers State were as at December 30, 2018



Land Area: 1,870 sq mi

Population: 5,356,592

Total FAAC Allocation 2019

**N53,893,862,221.01**

Total IGR As At Full Year 2019

**N26,369,195,864.89**

### DOMESTIC DEBT DATA FOR THE 36 STATES OF THE FEDERATION AND THE FEDERAL CAPITAL TERRITORY AS AT MARCH 31, 2020

DEBT STOCK AS AT Q1, 2020



**N33,917,442,019.21**

DEBT STOCK AS AT Q4, 2019



**N33,917,442,019.21**

% CHANGE IN DEBT STOCK/ STATE, Q1,2020 & Q4,2019



% SHARE OF EACH STATE TO TOTAL DEBT STOCK, Q1 2020



**Important Notes:**

1. This Domestic Debt Data is generated from the signed-off submissions received from the 36 States of the Federation and the FCT
2. Domestic Debt Stock for Twenty Eight (28) States: Abia, Adamawa, Akwa Ibom, Bauchi, Bayelsa, Benue, Cross River, Delta, Ebonyi, Edo, Ekiti, Enugu, Gombe, Imo, Jigawa, Kaduna, Kogi, Kwara, Nasarawa, Niger, Ogun, Ondo, Osun, Oyo, Plateau, Sokoto, Taraba, Yobe and the FCT as at March 31, 2020.
3. Domestic Debt Stock Figures for 6 States: Anambra, Borno, Kano, Kebbi, Lagos and Zamfara were as at December 31, 2019
4. Domestic Debt Stock Figures for Katsina State were as at June 30, 2019
5. Domestic Debt Stock Figures for Rivers State were as at December 30, 2018



Land Area: 18, 965 sq mi

Population: 6,286,719

Total FAAC Allocation 2019

**N52,357,124,339.87**

Total IGR As At Full Year 2019

**N11,696,955,884.75**

### DOMESTIC DEBT DATA FOR THE 36 STATES OF THE FEDERATION AND THE FEDERAL CAPITAL TERRITORY AS AT MARCH 31, 2020

DEBT STOCK AS AT Q1, 2020



**N100,409,185,575.21**

DEBT STOCK AS AT Q4, 2019



**N101,423,864,754.87**

% CHANGE IN DEBT STOCK/ STATE, Q1,2020 & Q4,2019



% SHARE OF EACH STATE TO TOTAL DEBT STOCK, Q1 2020



**Important Notes:**

1. This Domestic Debt Data is generated from the signed-off submissions received from the 36 States of the Federation and the FCT
2. Domestic Debt Stock for Twenty Eight (28) States: Abia, Adamawa, Akwa Ibom, Bauchi, Bayelsa, Benue, Cross River, Delta, Ebonyi, Edo, Ekiti, Enugu, Gombe, Imo, Jigawa, Kaduna, Kogi, Kwara, Nasarawa, Niger, Ogun, Ondo, Osun, Oyo, Plateau, Sokoto, Taraba, Yobe and the FCT as at March 31, 2020.
3. Domestic Debt Stock Figures for 6 States: Anambra, Borno, Kano, Kebbi, Lagos and Zamfara were as at December 31, 2019
4. Domestic Debt Stock Figures for Katsina State were as at June 30, 2019
5. Domestic Debt Stock Figures for Rivers State were as at December 30, 2018





Land Area: 8,150 sq mi

Population: 2,204,648

Total FAAC Allocation 2019

**N140,129,363,936.74**

Total IGR As At Full Year 2019

**N16,342,762,531.98**

### DOMESTIC DEBT DATA FOR THE 36 STATES OF THE FEDERATION AND THE FEDERAL CAPITAL TERRITORY AS AT MARCH 31, 2020

DEBT STOCK AS AT Q1, 2020



**N154,951,999,955.49**

DEBT STOCK AS AT Q4, 2019



**N147,929,524,665.93**

% CHANGE IN DEBT STOCK/ STATE, Q1,2020 & Q4,2019

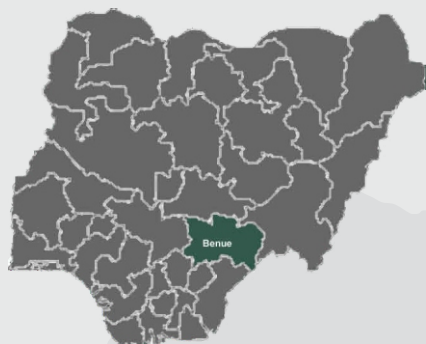


% SHARE OF EACH STATE TO TOTAL DEBT STOCK, Q1 2020



**Important Notes:**

1. This Domestic Debt Data is generated from the signed-off submissions received from the 36 States of the Federation and the FCT
2. Domestic Debt Stock for Twenty Eight (28) States: Abia, Adamawa, Akwa Ibom, Bauchi, Bayelsa, Benue, Cross River, Delta, Ebonyi, Edo, Ekiti, Enugu, Gombe, Imo, Jigawa, Kaduna, Kogi, Kwara, Nasarawa, Niger, Ogun, Ondo, Osun, Oyo, Plateau, Sokoto, Taraba, Yobe and the FCT as at March 31, 2020.
3. Domestic Debt Stock Figures for 6 States: Anambra, Borno, Kano, Kebbi, Lagos and Zamfara were as at December 31, 2019
4. Domestic Debt Stock Figures for Katsina State were as at June 30, 2019
5. Domestic Debt Stock Figures for Rivers State were as at December 30, 2018



Land Area: 13,150 sq m

Population: 5,553,037

Total FAAC Allocation 2019

**N54,340,296,718.03**

Total IGR As At Full Year 2019

**N17,850,480,389.57**

### DOMESTIC DEBT DATA FOR THE 36 STATES OF THE FEDERATION AND THE FEDERAL CAPITAL TERRITORY AS AT MARCH 31, 2020

DEBT STOCK AS AT Q1, 2020



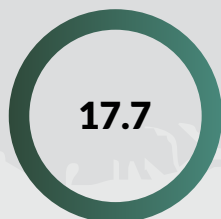
**N116,199,896,419.54**

DEBT STOCK AS AT Q4, 2019



**N98,730,928,301.97**

% CHANGE IN DEBT STOCK/ STATE, Q1,2020 & Q4,2019



% SHARE OF EACH STATE TO TOTAL DEBT STOCK, Q1 2020



**Important Notes:**

1. This Domestic Debt Data is generated from the signed-off submissions received from the 36 States of the Federation and the FCT
2. Domestic Debt Stock for Twenty Eight (28) States: Abia, Adamawa, Akwa Ibom, Bauchi, Bayelsa, Benue, Cross River, Delta, Ebonyi, Edo, Ekiti, Enugu, Gombe, Imo, Jigawa, Kaduna, Kogi, Kwara, Nasarawa, Niger, Ogun, Ondo, Osun, Oyo, Plateau, Sokoto, Taraba, Yobe and the FCT as at March 31, 2020.
3. Domestic Debt Stock Figures for 6 States: Anambra, Borno, Kano, Kebbi, Lagos and Zamfara were as at December 31, 2019
4. Domestic Debt Stock Figures for Katsina State were as at June 30, 2019
5. Domestic Debt Stock Figures for Rivers State were as at December 30, 2018



Land Area: 22, 316 sq mi

Population: 5,635,544

Total FAAC Allocation 2019


**N61,713,490,791.62**

Total IGR As At Full Year 2019

**N8,175,248,326.42**

### DOMESTIC DEBT DATA FOR THE 36 STATES OF THE FEDERATION AND THE FEDERAL CAPITAL TERRITORY AS AT MARCH 31, 2020

DEBT STOCK AS AT Q1, 2020



**N83,386,455,106.94**

DEBT STOCK AS AT Q4, 2019



**N83,599,771,781.15**

% CHANGE IN DEBT STOCK/ STATE, Q1,2020 & Q4,2019



% SHARE OF EACH STATE TO TOTAL DEBT STOCK, Q1 2020



**Important Notes:**

1. This Domestic Debt Data is generated from the signed-off submissions received from the 36 States of the Federation and the FCT
2. Domestic Debt Stock for Twenty Eight (28) States: Abia, Adamawa, Akwa Ibom, Bauchi, Bayelsa, Benue, Cross River, Delta, Ebonyi, Edo, Ekiti, Enugu, Gombe, Imo, Jigawa, Kaduna, Kogi, Kwara, Nasarawa, Niger, Ogun, Ondo, Osun, Oyo, Plateau, Sokoto, Taraba, Yobe and the FCT as at March 31, 2020.
3. Domestic Debt Stock Figures for 6 States: Anambra, Borno, Kano, Kebbi, Lagos and Zamfara were as at December 31, 2019
4. Domestic Debt Stock Figures for Katsina State were as at June 30, 2019
5. Domestic Debt Stock Figures for Rivers State were as at December 30, 2018



Land Area: 7,782 sq mi

Population: 3,741,838

Total FAAC Allocation 2019


**N36,312,879,237.96**

Total IGR As At Full Year 2019

**N22,597,063,882.55**

### DOMESTIC DEBT DATA FOR THE 36 STATES OF THE FEDERATION AND THE FEDERAL CAPITAL TERRITORY AS AT MARCH 31, 2020

DEBT STOCK AS AT Q1, 2020



**N165,919,327,215.69**

DEBT STOCK AS AT Q4, 2019



**N166,953,584,919.28**

% CHANGE IN DEBT STOCK/ STATE, Q1,2020 & Q4,2019



% SHARE OF EACH STATE TO TOTAL DEBT STOCK, Q1 2020



**Important Notes:**

1. This Domestic Debt Data is generated from the signed-off submissions received from the 36 States of the Federation and the FCT
2. Domestic Debt Stock for Twenty Eight (28) States: Abia, Adamawa, Akwa Ibom, Bauchi, Bayelsa, Benue, Cross River, Delta, Ebonyi, Edo, Ekiti, Enugu, Gombe, Imo, Jigawa, Kaduna, Kogi, Kwara, Nasarawa, Niger, Ogun, Ondo, Osun, Oyo, Plateau, Sokoto, Taraba, Yobe and the FCT as at March 31, 2020.
3. Domestic Debt Stock Figures for 6 States: Anambra, Borno, Kano, Kebbi, Lagos and Zamfara were as at December 31, 2019
4. Domestic Debt Stock Figures for Katsina State were as at June 30, 2019
5. Domestic Debt Stock Figures for Rivers State were as at December 30, 2018



Land Area: 6,833 sq mi

Population: 5,460,311

Total FAAC Allocation 2019

**N219,282,893,930.70**

Total IGR As At Full Year 2019

**N64,678,796,991.57**

### DOMESTIC DEBT DATA FOR THE 36 STATES OF THE FEDERATION AND THE FEDERAL CAPITAL TERRITORY AS AT MARCH 31, 2020

DEBT STOCK AS AT Q1, 2020



**N230,752,395,527.53**

DEBT STOCK AS AT Q4, 2019



**N233,892,694,776.08**

% CHANGE IN DEBT STOCK/ STATE, Q1,2020 & Q4,2019

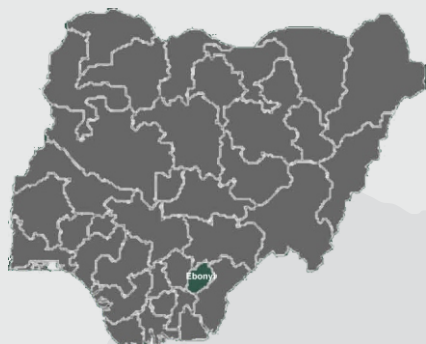


% SHARE OF EACH STATE TO TOTAL DEBT STOCK, Q1 2020



**Important Notes:**

1. This Domestic Debt Data is generated from the signed-off submissions received from the 36 States of the Federation and the FCT
2. Domestic Debt Stock for Twenty Eight (28) States: Abia, Adamawa, Akwa Ibom, Bauchi, Bayelsa, Benue, Cross River, Delta, Ebonyi, Edo, Ekiti, Enugu, Gombe, Imo, Jigawa, Kaduna, Kogi, Kwara, Nasarawa, Niger, Ogun, Ondo, Osun, Oyo, Plateau, Sokoto, Taraba, Yobe and the FCT as at March 31, 2020.
3. Domestic Debt Stock Figures for 6 States: Anambra, Borno, Kano, Kebbi, Lagos and Zamfara were as at December 31, 2019
4. Domestic Debt Stock Figures for Katsina State were as at June 30, 2019
5. Domestic Debt Stock Figures for Rivers State were as at December 30, 2018



Land Area: 2,136 sq mi

Population: 2,791,167

Total FAAC Allocation 2019

**N44,627,158,742.33**

Total IGR As At Full Year 2019

**N7,455,294,676.59**

### DOMESTIC DEBT DATA FOR THE 36 STATES OF THE FEDERATION AND THE FEDERAL CAPITAL TERRITORY AS AT MARCH 31, 2020

DEBT STOCK AS AT Q1, 2020



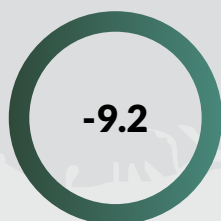
**N42,418,253,950.80**

DEBT STOCK AS AT Q4, 2019



**N46,737,752,789.83**

% CHANGE IN DEBT STOCK/ STATE, Q1,2020 & Q4,2019

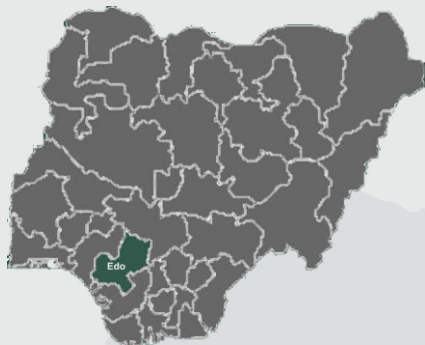


% SHARE OF EACH STATE TO TOTAL DEBT STOCK, Q1 2020



**Important Notes:**

1. This Domestic Debt Data is generated from the signed-off submissions received from the 36 States of the Federation and the FCT
2. Domestic Debt Stock for Twenty Eight (28) States: Abia, Adamawa, Akwa Ibom, Bauchi, Bayelsa, Benue, Cross River, Delta, Ebonyi, Edo, Ekiti, Enugu, Gombe, Imo, Jigawa, Kaduna, Kogi, Kwara, Nasarawa, Niger, Ogun, Ondo, Osun, Oyo, Plateau, Sokoto, Taraba, Yobe and the FCT as at March 31, 2020.
3. Domestic Debt Stock Figures for 6 States: Anambra, Borno, Kano, Kebbi, Lagos and Zamfara were as at December 31, 2019
4. Domestic Debt Stock Figures for Katsina State were as at June 30, 2019
5. Domestic Debt Stock Figures for Rivers State were as at December 30, 2018



Land Area: 6,873 sq mi

Population: 4,109,499

Total FAAC Allocation 2019

**N64,679,690,145.36**

Total IGR As At Full Year 2019

**N29,478,406,024.31**

### DOMESTIC DEBT DATA FOR THE 36 STATES OF THE FEDERATION AND THE FEDERAL CAPITAL TERRITORY AS AT MARCH 31, 2020

DEBT STOCK AS AT Q1, 2020



**N84,763,453,988.79**

DEBT STOCK AS AT Q4, 2019



**N95,690,771,242.47**

% CHANGE IN DEBT STOCK/ STATE, Q1,2020 & Q4,2019

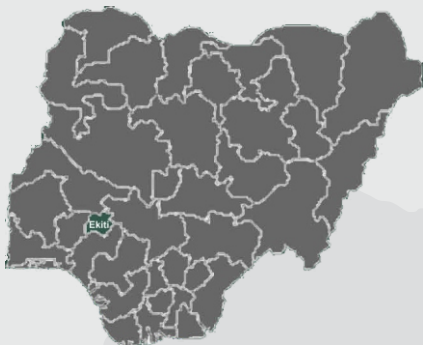


% SHARE OF EACH STATE TO TOTAL DEBT STOCK, Q1 2020



**Important Notes:**

1. This Domestic Debt Data is generated from the signed-off submissions received from the 36 States of the Federation and the FCT
2. Domestic Debt Stock for Twenty Eight (28) States: Abia, Adamawa, Akwa Ibom, Bauchi, Bayelsa, Benue, Cross River, Delta, Ebonyi, Edo, Ekiti, Enugu, Gombe, Imo, Jigawa, Kaduna, Kogi, Kwara, Nasarawa, Niger, Ogun, Ondo, Osun, Oyo, Plateau, Sokoto, Taraba, Yobe and the FCT as at March 31, 2020.
3. Domestic Debt Stock Figures for 6 States: Anambra, Borno, Kano, Kebbi, Lagos and Zamfara were as at December 31, 2019
4. Domestic Debt Stock Figures for Katsina State were as at June 30, 2019
5. Domestic Debt Stock Figures for Rivers State were as at December 30, 2018



Land Area: 2,453 sq mi

Population: 3,157,552

Total FAAC Allocation 2019

**N41,286,185,929.89**

Total IGR As At Full Year 2019

**N8,546,875,648.24**

### DOMESTIC DEBT DATA FOR THE 36 STATES OF THE FEDERATION AND THE FEDERAL CAPITAL TERRITORY AS AT MARCH 31, 2020

DEBT STOCK AS AT Q1, 2020



**N77,879,220,526.63**

DEBT STOCK AS AT Q4, 2019



**N86,911,500,995.42**

% CHANGE IN DEBT STOCK/ STATE, Q1,2020 & Q4,2019



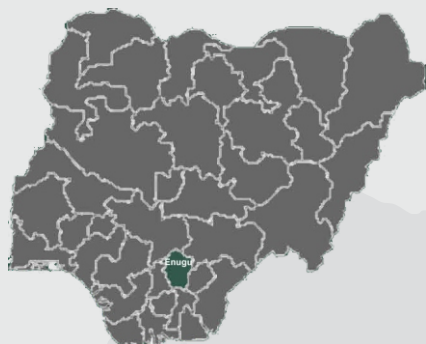
% SHARE OF EACH STATE TO TOTAL DEBT STOCK, Q1 2020



**Important Notes:**

1. This Domestic Debt Data is generated from the signed-off submissions received from the 36 States of the Federation and the FCT
2. Domestic Debt Stock for Twenty Eight (28) States: Abia, Adamawa, Akwa Ibom, Bauchi, Bayelsa, Benue, Cross River, Delta, Ebonyi, Edo, Ekiti, Enugu, Gombe, Imo, Jigawa, Kaduna, Kogi, Kwara, Nasarawa, Niger, Ogun, Ondo, Osun, Oyo, Plateau, Sokoto, Taraba, Yobe and the FCT as at March 31, 2020.
3. Domestic Debt Stock Figures for 6 States: Anambra, Borno, Kano, Kebbi, Lagos and Zamfara were as at December 31, 2019
4. Domestic Debt Stock Figures for Katsina State were as at June 30, 2019
5. Domestic Debt Stock Figures for Rivers State were as at December 30, 2018





Land Area: 2,765 sq mi

Population: 4,263,786

Total FAAC Allocation 2019

**N51,984,942,970.06**

Total IGR As At Full Year 2019

**N31,069,466,913.00**

### DOMESTIC DEBT DATA FOR THE 36 STATES OF THE FEDERATION AND THE FEDERAL CAPITAL TERRITORY AS AT MARCH 31, 2020

DEBT STOCK AS AT Q1, 2020



**N62,981,314,822.66**

DEBT STOCK AS AT Q4, 2019



**N61,025,443,963.29**

% CHANGE IN DEBT STOCK/ STATE, Q1,2020 & Q4,2019

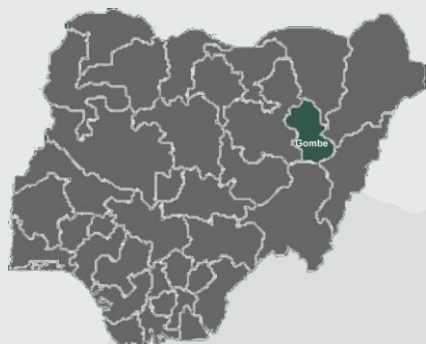


% SHARE OF EACH STATE TO TOTAL DEBT STOCK, Q1 2020



**Important Notes:**

1. This Domestic Debt Data is generated from the signed-off submissions received from the 36 States of the Federation and the FCT
2. Domestic Debt Stock for Twenty Eight (28) States: Abia, Adamawa, Akwa Ibom, Bauchi, Bayelsa, Benue, Cross River, Delta, Ebonyi, Edo, Ekiti, Enugu, Gombe, Imo, Jigawa, Kaduna, Kogi, Kwara, Nasarawa, Niger, Ogun, Ondo, Osun, Oyo, Plateau, Sokoto, Taraba, Yobe and the FCT as at March 31, 2020.
3. Domestic Debt Stock Figures for 6 States: Anambra, Borno, Kano, Kebbi, Lagos and Zamfara were as at December 31, 2019
4. Domestic Debt Stock Figures for Katsina State were as at June 30, 2019
5. Domestic Debt Stock Figures for Rivers State were as at December 30, 2018



Land Area: 7, 246 sq mi

Population: 3,140,189

Total FAAC Allocation 2019

**N41,019,881,265.47**

Total IGR As At Full Year 2019

**N6,803,064,814.10**

### DOMESTIC DEBT DATA FOR THE 36 STATES OF THE FEDERATION AND THE FEDERAL CAPITAL TERRITORY AS AT MARCH 31, 2020

DEBT STOCK AS AT Q1, 2020



**N82,509,992,299.90**

DEBT STOCK AS AT Q4, 2019



**N84,010,339,110.86**

% CHANGE IN DEBT STOCK/ STATE, Q1,2020 & Q4,2019

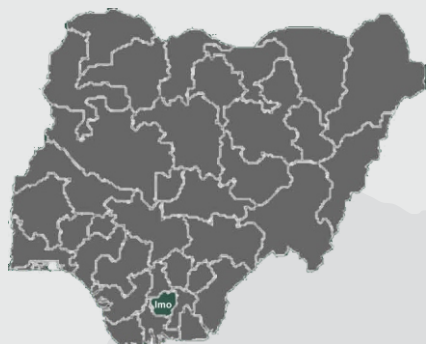


% SHARE OF EACH STATE TO TOTAL DEBT STOCK, Q1 2020



**Important Notes:**

1. This Domestic Debt Data is generated from the signed-off submissions received from the 36 States of the Federation and the FCT
2. Domestic Debt Stock for Twenty Eight (28) States: Abia, Adamawa, Akwa Ibom, Bauchi, Bayelsa, Benue, Cross River, Delta, Ebonyi, Edo, Ekiti, Enugu, Gombe, Imo, Jigawa, Kaduna, Kogi, Kwara, Nasarawa, Niger, Ogun, Ondo, Osun, Oyo, Plateau, Sokoto, Taraba, Yobe and the FCT as at March 31, 2020.
3. Domestic Debt Stock Figures for 6 States: Anambra, Borno, Kano, Kebbi, Lagos and Zamfara were as at December 31, 2019
4. Domestic Debt Stock Figures for Katsina State were as at June 30, 2019
5. Domestic Debt Stock Figures for Rivers State were as at December 30, 2018



Land Area: 2,140 sq mi

Population: 5,214,833

Total FAAC Allocation 2019

**N56,086,098,287.13**

Total IGR As At Full Year 2019

**N16,095,299,620.59**

### DOMESTIC DEBT DATA FOR THE 36 STATES OF THE FEDERATION AND THE FEDERAL CAPITAL TERRITORY AS AT MARCH 31, 2020

DEBT STOCK AS AT Q1, 2020



**N163,995,242,446.03**

DEBT STOCK AS AT Q4, 2019



**N164,435,823,451.61**

% CHANGE IN DEBT STOCK/ STATE, Q1,2020 & Q4,2019

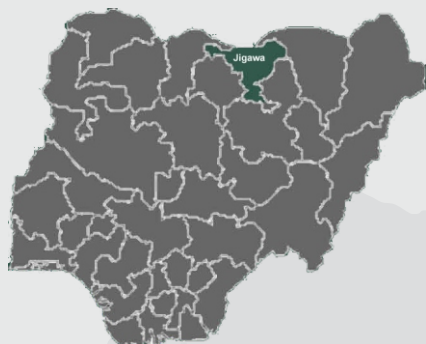


% SHARE OF EACH STATE TO TOTAL DEBT STOCK, Q1 2020



**Important Notes:**

1. This Domestic Debt Data is generated from the signed-off submissions received from the 36 States of the Federation and the FCT
2. Domestic Debt Stock for Twenty Eight (28) States: Abia, Adamawa, Akwa Ibom, Bauchi, Bayelsa, Benue, Cross River, Delta, Ebonyi, Edo, Ekiti, Enugu, Gombe, Imo, Jigawa, Kaduna, Kogi, Kwara, Nasarawa, Niger, Ogun, Ondo, Osun, Oyo, Plateau, Sokoto, Taraba, Yobe and the FCT as at March 31, 2020.
3. Domestic Debt Stock Figures for 6 States: Anambra, Borno, Kano, Kebbi, Lagos and Zamfara were as at December 31, 2019
4. Domestic Debt Stock Figures for Katsina State were as at June 30, 2019
5. Domestic Debt Stock Figures for Rivers State were as at December 30, 2018



Land Area: 8,940 sq mi

Population: 5,640,592

Total FAAC Allocation 2019


**N58,858,181,316.18**

Total IGR As At Full Year 2019

**N12,926,658,146.29**

### DOMESTIC DEBT DATA FOR THE 36 STATES OF THE FEDERATION AND THE FEDERAL CAPITAL TERRITORY AS AT MARCH 31, 2020

DEBT STOCK AS AT Q1, 2020



**N36,020,470,211.81**

DEBT STOCK AS AT Q4, 2019



**N34,610,526,951.73**

% CHANGE IN DEBT STOCK/ STATE, Q1,2020 & Q4,2019

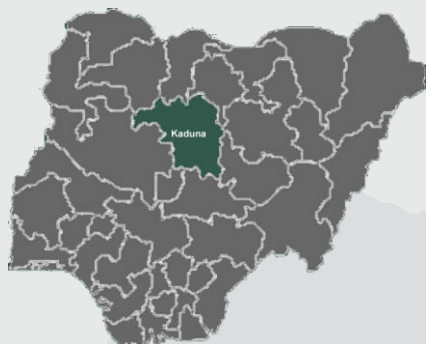


% SHARE OF EACH STATE TO TOTAL DEBT STOCK, Q1 2020



**Important Notes:**

1. This Domestic Debt Data is generated from the signed-off submissions received from the 36 States of the Federation and the FCT
2. Domestic Debt Stock for Twenty Eight (28) States: Abia, Adamawa, Akwa Ibom, Bauchi, Bayelsa, Benue, Cross River, Delta, Ebonyi, Edo, Ekiti, Enugu, Gombe, Imo, Jigawa, Kaduna, Kogi, Kwara, Nasarawa, Niger, Ogun, Ondo, Osun, Oyo, Plateau, Sokoto, Taraba, Yobe and the FCT as at March 31, 2020.
3. Domestic Debt Stock Figures for 6 States: Anambra, Borno, Kano, Kebbi, Lagos and Zamfara were as at December 31, 2019
4. Domestic Debt Stock Figures for Katsina State were as at June 30, 2019
5. Domestic Debt Stock Figures for Rivers State were as at December 30, 2018



Land Area: 17,781 sq mi

Population: 7,976,735

Total FAAC Allocation 2019

**N67,100,907,303.95**

Total IGR As At Full Year 2019

**N44,956,576,583.38**

### DOMESTIC DEBT DATA FOR THE 36 STATES OF THE FEDERATION AND THE FEDERAL CAPITAL TERRITORY AS AT MARCH 31, 2020

DEBT STOCK AS AT Q1, 2020



**N78,693,577,244.62**

DEBT STOCK AS AT Q4, 2019



**N78,898,311,155.72**

% CHANGE IN DEBT STOCK/ STATE, Q1,2020 & Q4,2019

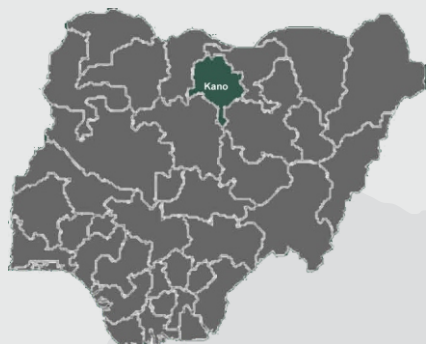


% SHARE OF EACH STATE TO TOTAL DEBT STOCK, Q1 2020



**Important Notes:**

1. This Domestic Debt Data is generated from the signed-off submissions received from the 36 States of the Federation and the FCT
2. Domestic Debt Stock for Twenty Eight (28) States: Abia, Adamawa, Akwa Ibom, Bauchi, Bayelsa, Benue, Cross River, Delta, Ebonyi, Edo, Ekiti, Enugu, Gombe, Imo, Jigawa, Kaduna, Kogi, Kwara, Nasarawa, Niger, Ogun, Ondo, Osun, Oyo, Plateau, Sokoto, Taraba, Yobe and the FCT as at March 31, 2020.
3. Domestic Debt Stock Figures for 6 States: Anambra, Borno, Kano, Kebbi, Lagos and Zamfara were as at December 31, 2019
4. Domestic Debt Stock Figures for Katsina State were as at June 30, 2019
5. Domestic Debt Stock Figures for Rivers State were as at December 30, 2018



Land Area: 7,773 sq mi

Population: 12,591,871

Total FAAC Allocation 2019

**N82,485,067,955.07**

Total IGR As At Full Year 2019

**N40,593,701,332.48**

### DOMESTIC DEBT DATA FOR THE 36 STATES OF THE FEDERATION AND THE FEDERAL CAPITAL TERRITORY AS AT MARCH 31, 2020

DEBT STOCK AS AT Q1, 2020



**N107,753,774,512.23**

DEBT STOCK AS AT Q4, 2019



**N107,753,774,512.23**

% CHANGE IN DEBT STOCK/ STATE, Q1,2020 & Q4,2019

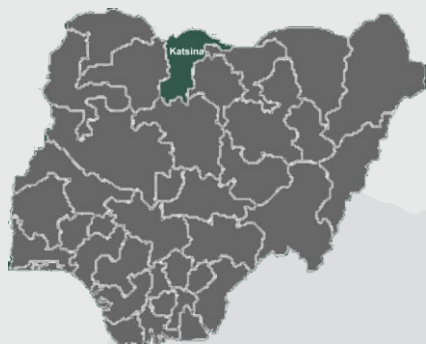


% SHARE OF EACH STATE TO TOTAL DEBT STOCK, Q1 2020



**Important Notes:**

1. This Domestic Debt Data is generated from the signed-off submissions received from the 36 States of the Federation and the FCT
2. Domestic Debt Stock for Twenty Eight (28) States: Abia, Adamawa, Akwa Ibom, Bauchi, Bayelsa, Benue, Cross River, Delta, Ebonyi, Edo, Ekiti, Enugu, Gombe, Imo, Jigawa, Kaduna, Kogi, Kwara, Nasarawa, Niger, Ogun, Ondo, Osun, Oyo, Plateau, Sokoto, Taraba, Yobe and the FCT as at March 31, 2020.
3. Domestic Debt Stock Figures for 6 States: Anambra, Borno, Kano, Kebbi, Lagos and Zamfara were as at December 31, 2019
4. Domestic Debt Stock Figures for Katsina State were as at June 30, 2019
5. Domestic Debt Stock Figures for Rivers State were as at December 30, 2018



Land Area: 9,341 sq mi

Population: 7,569,751

Total FAAC Allocation 2019

**N63,256,905,564.21**

Total IGR As At Full Year 2019

**N8,496,742,119.00**

### DOMESTIC DEBT DATA FOR THE 36 STATES OF THE FEDERATION AND THE FEDERAL CAPITAL TERRITORY AS AT MARCH 31, 2020

DEBT STOCK AS AT Q1, 2020



**N66,164,163,901.64**

DEBT STOCK AS AT Q4, 2019



**N66,164,163,901.64**

% CHANGE IN DEBT STOCK/ STATE, Q1,2020 & Q4,2019

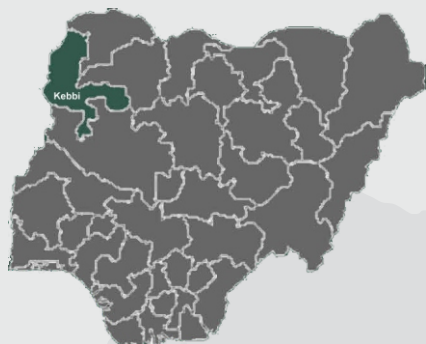


% SHARE OF EACH STATE TO TOTAL DEBT STOCK, Q1 2020



**Important Notes:**

1. This Domestic Debt Data is generated from the signed-off submissions received from the 36 States of the Federation and the FCT
2. Domestic Debt Stock for Twenty Eight (28) States: Abia, Adamawa, Akwa Ibom, Bauchi, Bayelsa, Benue, Cross River, Delta, Ebonyi, Edo, Ekiti, Enugu, Gombe, Imo, Jigawa, Kaduna, Kogi, Kwara, Nasarawa, Niger, Ogun, Ondo, Osun, Oyo, Plateau, Sokoto, Taraba, Yobe and the FCT as at March 31, 2020.
3. Domestic Debt Stock Figures for 6 States: Anambra, Borno, Kano, Kebbi, Lagos and Zamfara were as at December 31, 2019
4. Domestic Debt Stock Figures for Katsina State were as at June 30, 2019
5. Domestic Debt Stock Figures for Rivers State were as at December 30, 2018



Land Area: 14,200 sq mi

Population: 4,286,319

Total FAAC Allocation 2019

**N52,903,252,905.60**

Total IGR As At Full Year 2019

**N7,367,334,837.13**

### DOMESTIC DEBT DATA FOR THE 36 STATES OF THE FEDERATION AND THE FEDERAL CAPITAL TERRITORY AS AT MARCH 31, 2020

DEBT STOCK AS AT Q1, 2020



**N69,265,493,403.43**

DEBT STOCK AS AT Q4, 2019



**N69,265,493,403.43**

% CHANGE IN DEBT STOCK/ STATE, Q1,2020 & Q4,2019



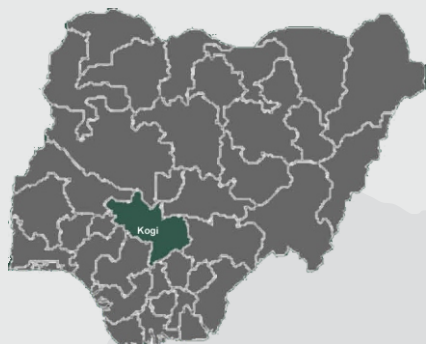
% SHARE OF EACH STATE TO TOTAL DEBT STOCK, Q1 2020



**Important Notes:**

1. This Domestic Debt Data is generated from the signed-off submissions received from the 36 States of the Federation and the FCT
2. Domestic Debt Stock for Twenty Eight (28) States: Abia, Adamawa, Akwa Ibom, Bauchi, Bayelsa, Benue, Cross River, Delta, Ebonyi, Edo, Ekiti, Enugu, Gombe, Imo, Jigawa, Kaduna, Kogi, Kwara, Nasarawa, Niger, Ogun, Ondo, Osun, Oyo, Plateau, Sokoto, Taraba, Yobe and the FCT as at March 31, 2020.
3. Domestic Debt Stock Figures for 6 States: Anambra, Borno, Kano, Kebbi, Lagos and Zamfara were as at December 31, 2019
4. Domestic Debt Stock Figures for Katsina State were as at June 30, 2019
5. Domestic Debt Stock Figures for Rivers State were as at December 30, 2018





Land Area: 11,519 sq mi

Population: 4,324,074

Total FAAC Allocation 2019

**N52,336,274,793.13**

Total IGR As At Full Year 2019

**N16,389,026,388.86**

### DOMESTIC DEBT DATA FOR THE 36 STATES OF THE FEDERATION AND THE FEDERAL CAPITAL TERRITORY AS AT MARCH 31, 2020

DEBT STOCK AS AT Q1, 2020



**N128,917,613,295.97**

DEBT STOCK AS AT Q4, 2019



**N132,464,662,160.12**

% CHANGE IN DEBT STOCK/ STATE, Q1,2020 & Q4,2019

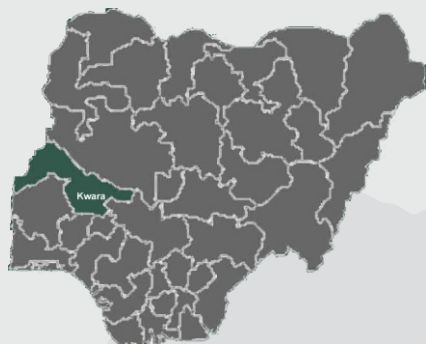


% SHARE OF EACH STATE TO TOTAL DEBT STOCK, Q1 2020



**Important Notes:**

1. This Domestic Debt Data is generated from the signed-off submissions received from the 36 States of the Federation and the FCT
2. Domestic Debt Stock for Twenty Eight (28) States: Abia, Adamawa, Akwa Ibom, Bauchi, Bayelsa, Benue, Cross River, Delta, Ebonyi, Edo, Ekiti, Enugu, Gombe, Imo, Jigawa, Kaduna, Kogi, Kwara, Nasarawa, Niger, Ogun, Ondo, Osun, Oyo, Plateau, Sokoto, Taraba, Yobe and the FCT as at March 31, 2020.
3. Domestic Debt Stock Figures for 6 States: Anambra, Borno, Kano, Kebbi, Lagos and Zamfara were as at December 31, 2019
4. Domestic Debt Stock Figures for Katsina State were as at June 30, 2019
5. Domestic Debt Stock Figures for Rivers State were as at December 30, 2018



Land Area: 14, 218 sq mi

Population: 3,086,249

Total FAAC Allocation 2019

**N42,432,526,858.74**

Total IGR As At Full Year 2019

**N30,646,731,408.92**

### DOMESTIC DEBT DATA FOR THE 36 STATES OF THE FEDERATION AND THE FEDERAL CAPITAL TERRITORY AS AT MARCH 31, 2020

DEBT STOCK AS AT Q1, 2020



**N62,895,645,473.39**

DEBT STOCK AS AT Q4, 2019



**N63,045,912,989.77**

% CHANGE IN DEBT STOCK/ STATE, Q1,2020 & Q4,2019

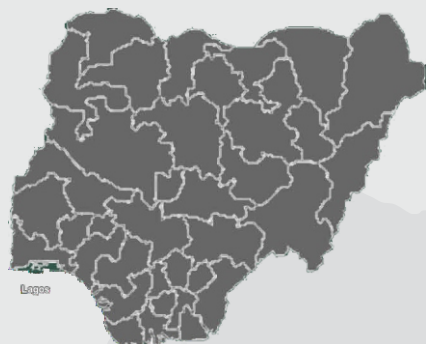


% SHARE OF EACH STATE TO TOTAL DEBT STOCK, Q1 2020



**Important Notes:**

1. This Domestic Debt Data is generated from the signed-off submissions received from the 36 States of the Federation and the FCT
2. Domestic Debt Stock for Twenty Eight (28) States: Abia, Adamawa, Akwa Ibom, Bauchi, Bayelsa, Benue, Cross River, Delta, Ebonyi, Edo, Ekiti, Enugu, Gombe, Imo, Jigawa, Kaduna, Kogi, Kwara, Nasarawa, Niger, Ogun, Ondo, Osun, Oyo, Plateau, Sokoto, Taraba, Yobe and the FCT as at March 31, 2020.
3. Domestic Debt Stock Figures for 6 States: Anambra, Borno, Kano, Kebbi, Lagos and Zamfara were as at December 31, 2019
4. Domestic Debt Stock Figures for Katsina State were as at June 30, 2019
5. Domestic Debt Stock Figures for Rivers State were as at December 30, 2018



Land Area: 1,381 sq mi

Population: 12,100,616

Total FAAC Allocation 2019

**N117,883,619,963.70**

Total IGR As At Full Year 2019

**N398,732,246,493.38**

### DOMESTIC DEBT DATA FOR THE 36 STATES OF THE FEDERATION AND THE FEDERAL CAPITAL TERRITORY AS AT MARCH 31, 2020

DEBT STOCK AS AT Q1, 2020



**N444,227,001,473.16**

DEBT STOCK AS AT Q4, 2019



**N444,227,001,473.16**

% CHANGE IN DEBT STOCK/ STATE, Q1,2020 & Q4,2019

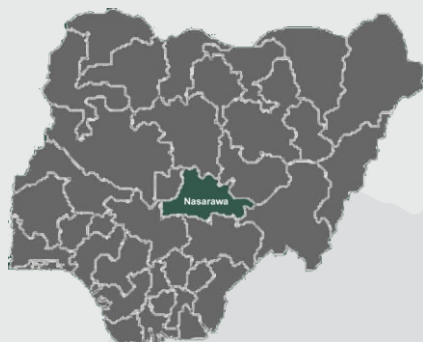


% SHARE OF EACH STATE TO TOTAL DEBT STOCK, Q1 2020



**Important Notes:**

1. This Domestic Debt Data is generated from the signed-off submissions received from the 36 States of the Federation and the FCT
2. Domestic Debt Stock for Twenty Eight (28) States: Abia, Adamawa, Akwa Ibom, Bauchi, Bayelsa, Benue, Cross River, Delta, Ebonyi, Edo, Ekiti, Enugu, Gombe, Imo, Jigawa, Kaduna, Kogi, Kwara, Nasarawa, Niger, Ogun, Ondo, Osun, Oyo, Plateau, Sokoto, Taraba, Yobe and the FCT as at March 31, 2020.
3. Domestic Debt Stock Figures for 6 States: Anambra, Borno, Kano, Kebbi, Lagos and Zamfara were as at December 31, 2019
4. Domestic Debt Stock Figures for Katsina State were as at June 30, 2019
5. Domestic Debt Stock Figures for Rivers State were as at December 30, 2018



Land Area: 10, 470 sq mi

Population: 2,439,113

Total FAAC Allocation 2019


**N44,865,859,450.71**

Total IGR As At Full Year 2019

**N10,858,822,422.98**

### DOMESTIC DEBT DATA FOR THE 36 STATES OF THE FEDERATION AND THE FEDERAL CAPITAL TERRITORY AS AT MARCH 31, 2020

DEBT STOCK AS AT Q1, 2020



**N60,991,643,229.42**

DEBT STOCK AS AT Q4, 2019



**N56,511,568,599.28**

% CHANGE IN DEBT STOCK/ STATE, Q1,2020 & Q4,2019

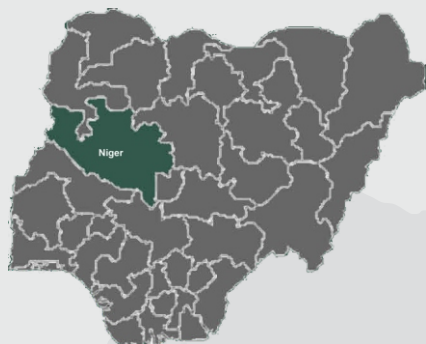


% SHARE OF EACH STATE TO TOTAL DEBT STOCK, Q1 2020



**Important Notes:**

1. This Domestic Debt Data is generated from the signed-off submissions received from the 36 States of the Federation and the FCT
2. Domestic Debt Stock for Twenty Eight (28) States: Abia, Adamawa, Akwa Ibom, Bauchi, Bayelsa, Benue, Cross River, Delta, Ebonyi, Edo, Ekiti, Enugu, Gombe, Imo, Jigawa, Kaduna, Kogi, Kwara, Nasarawa, Niger, Ogun, Ondo, Osun, Oyo, Plateau, Sokoto, Taraba, Yobe and the FCT as at March 31, 2020.
3. Domestic Debt Stock Figures for 6 States: Anambra, Borno, Kano, Kebbi, Lagos and Zamfara were as at December 31, 2019
4. Domestic Debt Stock Figures for Katsina State were as at June 30, 2019
5. Domestic Debt Stock Figures for Rivers State were as at December 30, 2018



Land Area: 10, 470 sq mi

Population: 5,343,260

Total FAAC Allocation 2019


**N56,447,911,750.79**

Total IGR As At Full Year 2019

**N12,765,034,972.30**

### DOMESTIC DEBT DATA FOR THE 36 STATES OF THE FEDERATION AND THE FEDERAL CAPITAL TERRITORY AS AT MARCH 31, 2020

DEBT STOCK AS AT Q1, 2020



**N59,831,608,197.74**

DEBT STOCK AS AT Q4, 2019



**N60,614,429,101.92**

% CHANGE IN DEBT STOCK/ STATE, Q1,2020 & Q4,2019

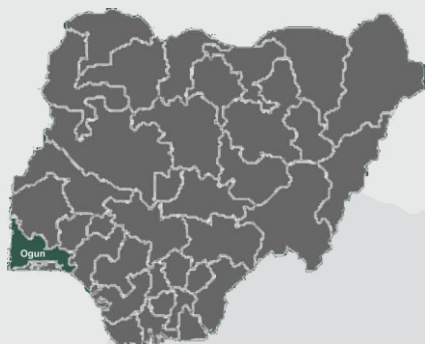


% SHARE OF EACH STATE TO TOTAL DEBT STOCK, Q1 2020



**Important Notes:**

1. This Domestic Debt Data is generated from the signed-off submissions received from the 36 States of the Federation and the FCT
2. Domestic Debt Stock for Twenty Eight (28) States: Abia, Adamawa, Akwa Ibom, Bauchi, Bayelsa, Benue, Cross River, Delta, Ebonyi, Edo, Ekiti, Enugu, Gombe, Imo, Jigawa, Kaduna, Kogi, Kwara, Nasarawa, Niger, Ogun, Ondo, Osun, Oyo, Plateau, Sokoto, Taraba, Yobe and the FCT as at March 31, 2020.
3. Domestic Debt Stock Figures for 6 States: Anambra, Borno, Kano, Kebbi, Lagos and Zamfara were as at December 31, 2019
4. Domestic Debt Stock Figures for Katsina State were as at June 30, 2019
5. Domestic Debt Stock Figures for Rivers State were as at December 30, 2018



Land Area: 6,556.23 sq mi

Population: 5,024,191

Total FAAC Allocation 2019

**N38,710,634,518.43**

Total IGR As At Full Year 2019

**N70,922,590,495.89**

### DOMESTIC DEBT DATA FOR THE 36 STATES OF THE FEDERATION AND THE FEDERAL CAPITAL TERRITORY AS AT MARCH 31, 2020

DEBT STOCK AS AT Q1, 2020



**N143,530,694,475.07**

DEBT STOCK AS AT Q4, 2019



**N142,289,204,760.78**

% CHANGE IN DEBT STOCK/ STATE, Q1,2020 & Q4,2019

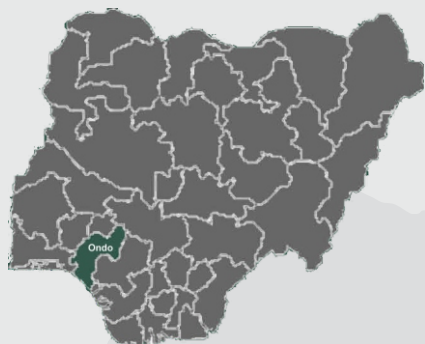


% SHARE OF EACH STATE TO TOTAL DEBT STOCK, Q1 2020



#### Important Notes:

1. This Domestic Debt Data is generated from the signed-off submissions received from the 36 States of the Federation and the FCT
2. Domestic Debt Stock for Twenty Eight (28) States: Abia, Adamawa, Akwa Ibom, Bauchi, Bayelsa, Benue, Cross River, Delta, Ebonyi, Edo, Ekiti, Enugu, Gombe, Imo, Jigawa, Kaduna, Kogi, Kwara, Nasarawa, Niger, Ogun, Ondo, Osun, Oyo, Plateau, Sokoto, Taraba, Yobe and the FCT as at March 31, 2020.
3. Domestic Debt Stock Figures for 6 States: Anambra, Borno, Kano, Kebbi, Lagos and Zamfara were as at December 31, 2019
4. Domestic Debt Stock Figures for Katsina State were as at June 30, 2019
5. Domestic Debt Stock Figures for Rivers State were as at December 30, 2018



Land Area: 6,000 sq mi

Population: 4,515,660

Total FAAC Allocation 2019

**N57,927,048,890.29**

Total IGR As At Full Year 2019

**N30,135,881,918.26**

### DOMESTIC DEBT DATA FOR THE 36 STATES OF THE FEDERATION AND THE FEDERAL CAPITAL TERRITORY AS AT MARCH 31, 2020

DEBT STOCK AS AT Q1, 2020



**N65,295,186,224.27**

DEBT STOCK AS AT Q4, 2019



**N67,502,414,614.20**

% CHANGE IN DEBT STOCK/ STATE, Q1,2020 & Q4,2019

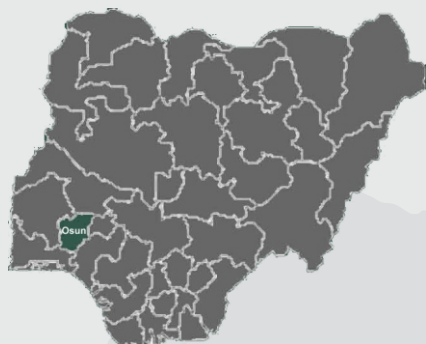


% SHARE OF EACH STATE TO TOTAL DEBT STOCK, Q1 2020



**Important Notes:**

1. This Domestic Debt Data is generated from the signed-off submissions received from the 36 States of the Federation and the FCT
2. Domestic Debt Stock for Twenty Eight (28) States: Abia, Adamawa, Akwa Ibom, Bauchi, Bayelsa, Benue, Cross River, Delta, Ebonyi, Edo, Ekiti, Enugu, Gombe, Imo, Jigawa, Kaduna, Kogi, Kwara, Nasarawa, Niger, Ogun, Ondo, Osun, Oyo, Plateau, Sokoto, Taraba, Yobe and the FCT as at March 31, 2020.
3. Domestic Debt Stock Figures for 6 States: Anambra, Borno, Kano, Kebbi, Lagos and Zamfara were as at December 31, 2019
4. Domestic Debt Stock Figures for Katsina State were as at June 30, 2019
5. Domestic Debt Stock Figures for Rivers State were as at December 30, 2018



Land Area: 3,572 sq mi

Population: 4,536,877

Total FAAC Allocation 2019

**N24,222,272,968.41**

Total IGR As At Full Year 2019

**N17,922,394,523.43**

### DOMESTIC DEBT DATA FOR THE 36 STATES OF THE FEDERATION AND THE FEDERAL CAPITAL TERRITORY AS AT MARCH 31, 2020

DEBT STOCK AS AT Q1, 2020



**N137,309,082,945.63**

DEBT STOCK AS AT Q4, 2019



**N138,654,383,316.79**

% CHANGE IN DEBT STOCK/ STATE, Q1,2020 & Q4,2019



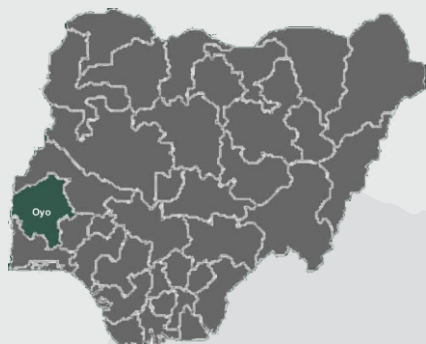
% SHARE OF EACH STATE TO TOTAL DEBT STOCK, Q1 2020



**Important Notes:**

1. This Domestic Debt Data is generated from the signed-off submissions received from the 36 States of the Federation and the FCT
2. Domestic Debt Stock for Twenty Eight (28) States: Abia, Adamawa, Akwa Ibom, Bauchi, Bayelsa, Benue, Cross River, Delta, Ebonyi, Edo, Ekiti, Enugu, Gombe, Imo, Jigawa, Kaduna, Kogi, Kwara, Nasarawa, Niger, Ogun, Ondo, Osun, Oyo, Plateau, Sokoto, Taraba, Yobe and the FCT as at March 31, 2020.
3. Domestic Debt Stock Figures for 6 States: Anambra, Borno, Kano, Kebbi, Lagos and Zamfara were as at December 31, 2019
4. Domestic Debt Stock Figures for Katsina State were as at June 30, 2019
5. Domestic Debt Stock Figures for Rivers State were as at December 30, 2018





Land Area: 10,986 sq mi

Population: 7,540,300

Total FAAC Allocation 2019

**N55,800,604,161.25**

Total IGR As At Full Year 2019

**N26,746,460,235.93**

### DOMESTIC DEBT DATA FOR THE 36 STATES OF THE FEDERATION AND THE FEDERAL CAPITAL TERRITORY AS AT MARCH 31, 2020

DEBT STOCK AS AT Q1, 2020



**N100,593,874,570.63**

DEBT STOCK AS AT Q4, 2019



**N91,567,943,904.22**

% CHANGE IN DEBT STOCK/ STATE, Q1,2020 & Q4,2019

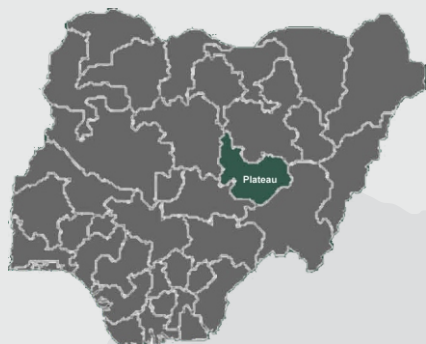


% SHARE OF EACH STATE TO TOTAL DEBT STOCK, Q1 2020



**Important Notes:**

1. This Domestic Debt Data is generated from the signed-off submissions received from the 36 States of the Federation and the FCT
2. Domestic Debt Stock for Twenty Eight (28) States: Abia, Adamawa, Akwa Ibom, Bauchi, Bayelsa, Benue, Cross River, Delta, Ebonyi, Edo, Ekiti, Enugu, Gombe, Imo, Jigawa, Kaduna, Kogi, Kwara, Nasarawa, Niger, Ogun, Ondo, Osun, Oyo, Plateau, Sokoto, Taraba, Yobe and the FCT as at March 31, 2020.
3. Domestic Debt Stock Figures for 6 States: Anambra, Borno, Kano, Kebbi, Lagos and Zamfara were as at December 31, 2019
4. Domestic Debt Stock Figures for Katsina State were as at June 30, 2019
5. Domestic Debt Stock Figures for Rivers State were as at December 30, 2018



Land Area: 11, 936 sq mi

Population: 4,075,392

Total FAAC Allocation 2019

**N42,224,236,190.96**

Total IGR As At Full Year 2019

**N16,480,111,593.83**

### DOMESTIC DEBT DATA FOR THE 36 STATES OF THE FEDERATION AND THE FEDERAL CAPITAL TERRITORY AS AT MARCH 31, 2020

DEBT STOCK AS AT Q1, 2020



**N130,732,065,712.34**

DEBT STOCK AS AT Q4, 2019



**N134,013,693,544.66**

% CHANGE IN DEBT STOCK/ STATE, Q1,2020 & Q4,2019

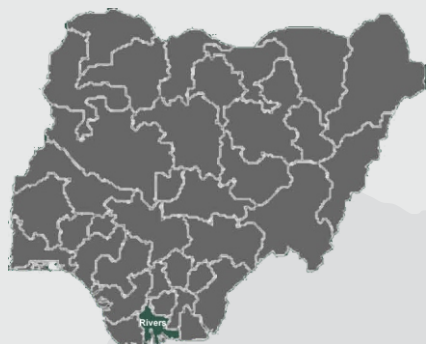


% SHARE OF EACH STATE TO TOTAL DEBT STOCK, Q1 2020



**Important Notes:**

1. This Domestic Debt Data is generated from the signed-off submissions received from the 36 States of the Federation and the FCT
2. Domestic Debt Stock for Twenty Eight (28) States: Abia, Adamawa, Akwa Ibom, Bauchi, Bayelsa, Benue, Cross River, Delta, Ebonyi, Edo, Ekiti, Enugu, Gombe, Imo, Jigawa, Kaduna, Kogi, Kwara, Nasarawa, Niger, Ogun, Ondo, Osun, Oyo, Plateau, Sokoto, Taraba, Yobe and the FCT as at March 31, 2020.
3. Domestic Debt Stock Figures for 6 States: Anambra, Borno, Kano, Kebbi, Lagos and Zamfara were as at December 31, 2019
4. Domestic Debt Stock Figures for Katsina State were as at June 30, 2019
5. Domestic Debt Stock Figures for Rivers State were as at December 30, 2018



Land Area: 4,277 sq mi

Population: 7,023,942

Total FAAC Allocation 2019


**N158,449,294,787.50**

Total IGR As At Full Year 2019

**N140,398,744,302.70**

### DOMESTIC DEBT DATA FOR THE 36 STATES OF THE FEDERATION AND THE FEDERAL CAPITAL TERRITORY AS AT MARCH 31, 2020

DEBT STOCK AS AT Q1, 2020



**N266,936,225,793.65**

DEBT STOCK AS AT Q4, 2019



**N266,936,225,793.65**

% CHANGE IN DEBT STOCK/ STATE, Q1,2020 & Q4,2019

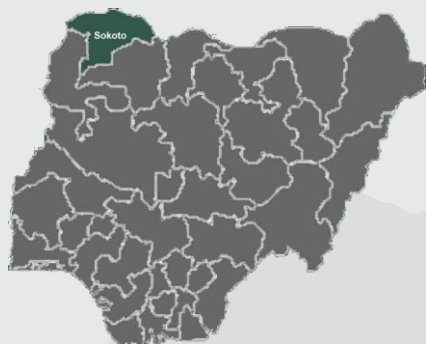


% SHARE OF EACH STATE TO TOTAL DEBT STOCK, Q1 2020



**Important Notes:**

1. This Domestic Debt Data is generated from the signed-off submissions received from the 36 States of the Federation and the FCT
2. Domestic Debt Stock for Twenty Eight (28) States: Abia, Adamawa, Akwa Ibom, Bauchi, Bayelsa, Benue, Cross River, Delta, Ebonyi, Edo, Ekiti, Enugu, Gombe, Imo, Jigawa, Kaduna, Kogi, Kwara, Nasarawa, Niger, Ogun, Ondo, Osun, Oyo, Plateau, Sokoto, Taraba, Yobe and the FCT as at March 31, 2020.
3. Domestic Debt Stock Figures for 6 States: Anambra, Borno, Kano, Kebbi, Lagos and Zamfara were as at December 31, 2019
4. Domestic Debt Stock Figures for Katsina State were as at June 30, 2019
5. Domestic Debt Stock Figures for Rivers State were as at December 30, 2018



Land Area: 10,028 sq mi

Population: 4,831,152

Total FAAC Allocation 2019


**N55,476,385,825.97**

Total IGR As At Full Year 2019

**N19,005,093,541.11**

### DOMESTIC DEBT DATA FOR THE 36 STATES OF THE FEDERATION AND THE FEDERAL CAPITAL TERRITORY AS AT MARCH 31, 2020

DEBT STOCK AS AT Q1, 2020



**N47,745,884,844.80**

DEBT STOCK AS AT Q4, 2019



**N47,710,497,795.61**

% CHANGE IN DEBT STOCK/ STATE, Q1,2020 & Q4,2019



% SHARE OF EACH STATE TO TOTAL DEBT STOCK, Q1 2020



**Important Notes:**

1. This Domestic Debt Data is generated from the signed-off submissions received from the 36 States of the Federation and the FCT
2. Domestic Debt Stock for Twenty Eight (28) States: Abia, Adamawa, Akwa Ibom, Bauchi, Bayelsa, Benue, Cross River, Delta, Ebonyi, Edo, Ekiti, Enugu, Gombe, Imo, Jigawa, Kaduna, Kogi, Kwara, Nasarawa, Niger, Ogun, Ondo, Osun, Oyo, Plateau, Sokoto, Taraba, Yobe and the FCT as at March 31, 2020.
3. Domestic Debt Stock Figures for 6 States: Anambra, Borno, Kano, Kebbi, Lagos and Zamfara were as at December 31, 2019
4. Domestic Debt Stock Figures for Katsina State were as at June 30, 2019
5. Domestic Debt Stock Figures for Rivers State were as at December 30, 2018



Land Area: 21, 032 sq mi

Population: 2,968,132

Total FAAC Allocation 2019

**N46,515,352,151.03**

Total IGR As At Full Year 2019

**N6,533,106,447.27**

### DOMESTIC DEBT DATA FOR THE 36 STATES OF THE FEDERATION AND THE FEDERAL CAPITAL TERRITORY AS AT MARCH 31, 2020

DEBT STOCK AS AT Q1, 2020



**N81,269,122,715.60**

DEBT STOCK AS AT Q4, 2019



**N82,321,127,723.11**

% CHANGE IN DEBT STOCK/ STATE, Q1,2020 & Q4,2019



% SHARE OF EACH STATE TO TOTAL DEBT STOCK, Q1 2020



**Important Notes:**

1. This Domestic Debt Data is generated from the signed-off submissions received from the 36 States of the Federation and the FCT
2. Domestic Debt Stock for Twenty Eight (28) States: Abia, Adamawa, Akwa Ibom, Bauchi, Bayelsa, Benue, Cross River, Delta, Ebonyi, Edo, Ekiti, Enugu, Gombe, Imo, Jigawa, Kaduna, Kogi, Kwara, Nasarawa, Niger, Ogun, Ondo, Osun, Oyo, Plateau, Sokoto, Taraba, Yobe and the FCT as at March 31, 2020.
3. Domestic Debt Stock Figures for 6 States: Anambra, Borno, Kano, Kebbi, Lagos and Zamfara were as at December 31, 2019
4. Domestic Debt Stock Figures for Katsina State were as at June 30, 2019
5. Domestic Debt Stock Figures for Rivers State were as at December 30, 2018



Land Area: 17, 568 sq mi

Population: 3,163,747

Total FAAC Allocation 2019

**N51,606,083,679.10**

Total IGR As At Full Year 2019

**N8,444,634,099.09**

### DOMESTIC DEBT DATA FOR THE 36 STATES OF THE FEDERATION AND THE FEDERAL CAPITAL TERRITORY AS AT MARCH 31, 2020

DEBT STOCK AS AT Q1, 2020



**N29,294,892,028.57**

DEBT STOCK AS AT Q4, 2019



**N28,977,026,987.90**

% CHANGE IN DEBT STOCK/ STATE, Q1,2020 & Q4,2019

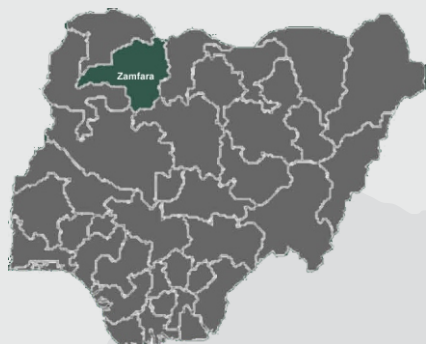


% SHARE OF EACH STATE TO TOTAL DEBT STOCK, Q1 2020



**Important Notes:**

1. This Domestic Debt Data is generated from the signed-off submissions received from the 36 States of the Federation and the FCT
2. Domestic Debt Stock for Twenty Eight (28) States: Abia, Adamawa, Akwa Ibom, Bauchi, Bayelsa, Benue, Cross River, Delta, Ebonyi, Edo, Ekiti, Enugu, Gombe, Imo, Jigawa, Kaduna, Kogi, Kwara, Nasarawa, Niger, Ogun, Ondo, Osun, Oyo, Plateau, Sokoto, Taraba, Yobe and the FCT as at March 31, 2020.
3. Domestic Debt Stock Figures for 6 States: Anambra, Borno, Kano, Kebbi, Lagos and Zamfara were as at December 31, 2019
4. Domestic Debt Stock Figures for Katsina State were as at June 30, 2019
5. Domestic Debt Stock Figures for Rivers State were as at December 30, 2018



Land Area: 15,352 sq mi

Population: 4,353,533

Total FAAC Allocation 2019

**N41,762,298,726.55**

Total IGR As At Full Year 2019

**N15,416,043,399.76**

### DOMESTIC DEBT DATA FOR THE 36 STATES OF THE FEDERATION AND THE FEDERAL CAPITAL TERRITORY AS AT MARCH 31, 2020

DEBT STOCK AS AT Q1, 2020



**N70,841,492,738.26**

DEBT STOCK AS AT Q4, 2019



**N70,841,492,738.26**

% CHANGE IN DEBT STOCK/ STATE, Q1,2020 & Q4,2019



% SHARE OF EACH STATE TO TOTAL DEBT STOCK, Q1 2020



**Important Notes:**

1. This Domestic Debt Data is generated from the signed-off submissions received from the 36 States of the Federation and the FCT
2. Domestic Debt Stock for Twenty Eight (28) States: Abia, Adamawa, Akwa Ibom, Bauchi, Bayelsa, Benue, Cross River, Delta, Ebonyi, Edo, Ekiti, Enugu, Gombe, Imo, Jigawa, Kaduna, Kogi, Kwara, Nasarawa, Niger, Ogun, Ondo, Osun, Oyo, Plateau, Sokoto, Taraba, Yobe and the FCT as at March 31, 2020.
3. Domestic Debt Stock Figures for 6 States: Anambra, Borno, Kano, Kebbi, Lagos and Zamfara were as at December 31, 2019
4. Domestic Debt Stock Figures for Katsina State were as at June 30, 2019
5. Domestic Debt Stock Figures for Rivers State were as at December 30, 2018



Land Area: 15,352 sq mi

Population: 4,353,533

Total FAAC Allocation 2019

**N71,905,269,001.29**

Total IGR As At Full Year 2019

**N74,564,180,835.31**

### DOMESTIC DEBT DATA FOR THE 36 STATES OF THE FEDERATION AND THE FEDERAL CAPITAL TERRITORY AS AT MARCH 31, 2020

DEBT STOCK AS AT Q1, 2020



**N106,800,716,861.16**

DEBT STOCK AS AT Q4, 2019



**N108,169,510,528.50**

% CHANGE IN DEBT STOCK/ STATE, Q1,2020 & Q4,2019



% SHARE OF EACH STATE TO TOTAL DEBT STOCK, Q1 2020



#### Important Notes:

1. This Domestic Debt Data is generated from the signed-off submissions received from the 36 States of the Federation and the FCT
2. Domestic Debt Stock for Twenty Eight (28) States: Abia, Adamawa, Akwa Ibom, Bauchi, Bayelsa, Benue, Cross River, Delta, Ebonyi, Edo, Ekiti, Enugu, Gombe, Imo, Jigawa, Kaduna, Kogi, Kwara, Nasarawa, Niger, Ogun, Ondo, Osun, Oyo, Plateau, Sokoto, Taraba, Yobe and the FCT as at March 31, 2020.
3. Domestic Debt Stock Figures for 6 States: Anambra, Borno, Kano, Kebbi, Lagos and Zamfara were as at December 31, 2019
4. Domestic Debt Stock Figures for Katsina State were as at June 30, 2019
5. Domestic Debt Stock Figures for Rivers State were as at December 30, 2018





Total FAAC Allocation 2019

**N2,473,237,965,275.64**

Total IGR As At Full Year 2019

**N1,333,753,755,729.47**

### DOMESTIC DEBT DATA FOR THE 36 STATES OF THE FEDERATION AND THE FEDERAL CAPITAL TERRITORY AS AT MARCH 31, 2020

DEBT STOCK AS AT Q1, 2020



**N4,106,443,525,643.42**

DEBT STOCK AS AT Q4, 2019

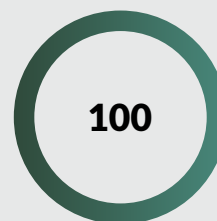


**N4,106,314,863,297.49**

% CHANGE IN DEBT STOCK/ STATE, Q1,2020 & Q4,2019



% SHARE OF EACH STATE TO TOTAL DEBT STOCK, Q1 2020




**Important Notes:**

1. This Domestic Debt Data is generated from the signed-off submissions received from the 36 States of the Federation and the FCT
2. Domestic Debt Stock for Twenty Eight (28) States: Abia, Adamawa, Akwa Ibom, Bauchi, Bayelsa, Benue, Cross River, Delta, Ebonyi, Edo, Ekiti, Enugu, Gombe, Imo, Jigawa, Kaduna, Kogi, Kwara, Nasarawa, Niger, Ogun, Ondo, Osun, Oyo, Plateau, Sokoto, Taraba, Yobe and the FCT as at March 31, 2020.
3. Domestic Debt Stock Figures for 6 States: Anambra, Borno, Kano, Kebbi, Lagos and Zamfara were as at December 31, 2019
4. Domestic Debt Stock Figures for Katsina State were as at June 30, 2019
5. Domestic Debt Stock Figures for Rivers State were as at December 30, 2018

# NIGERIAN DOMESTIC AND FOREIGN DEBT - Q1 2020

## FEDERAL GOVERNMENT DOMESTIC DEBT STOCK BY INSTRUMENT AS AT MARCH 31, 2020



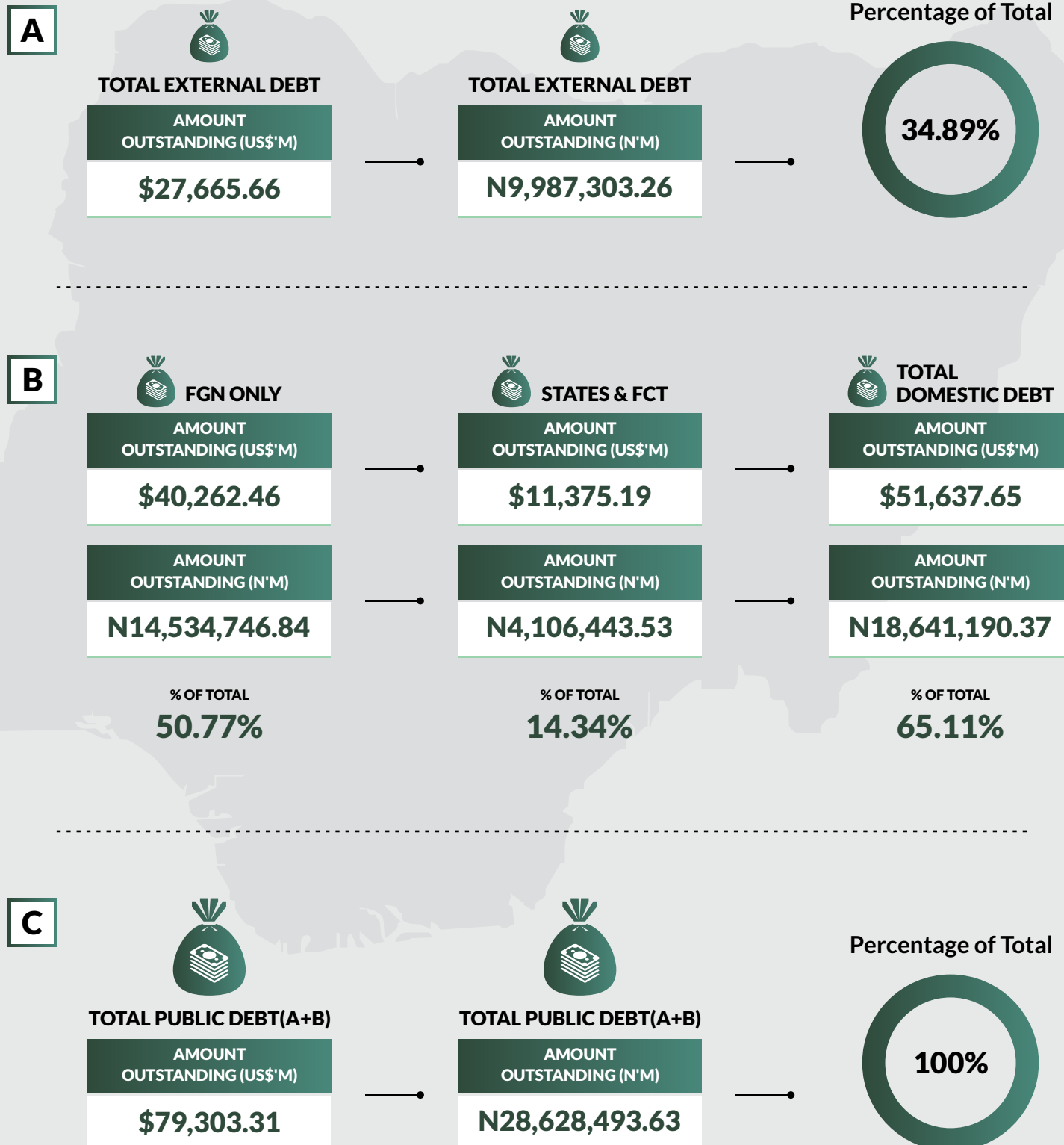
**N.B: FIGURES ARE PROVISIONAL SUBJECT TO RECONCILIATION**

# NIGERIAN DOMESTIC AND FOREIGN DEBT - Q1 2020

## NIGERIA'S TOTAL PUBLIC DEBT PORTFOLIO AS AT MARCH 31, 2020



### PUBLIC DEBT STOCK - EXTERNAL AND DOMESTIC DEBT OF THE FGN, STATES AND FCT AS AT MARCH 31, 2020

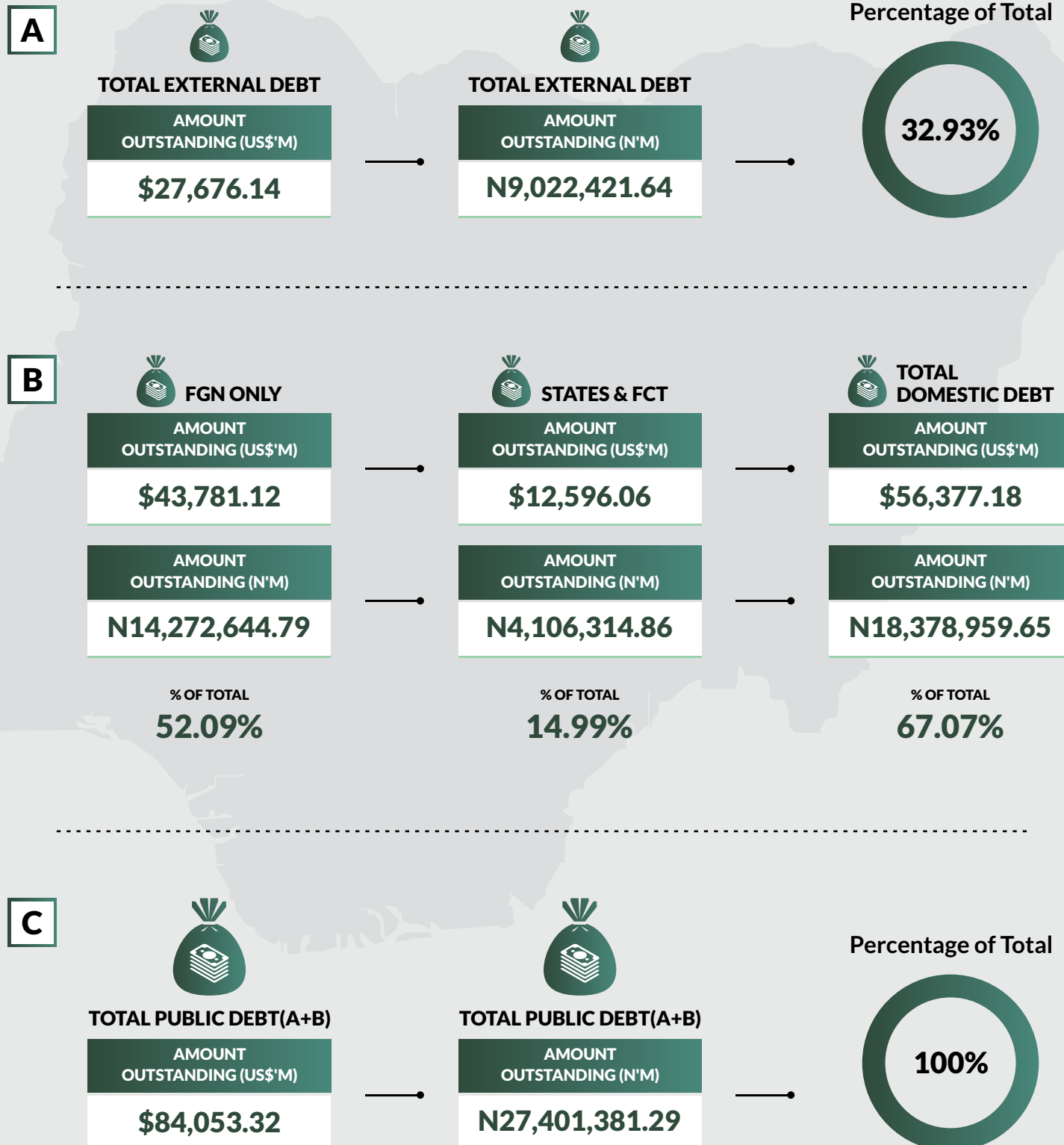


# NIGERIAN DOMESTIC AND FOREIGN DEBT - Q1 2020

## NIGERIA'S TOTAL PUBLIC DEBT PORTFOLIO AS AT MARCH 31, 2020



### PUBLIC DEBT STOCK - EXTERNAL AND DOMESTIC DEBT OF THE FGN, STATES AND FCT AS AT DECEMBER 31, 2019



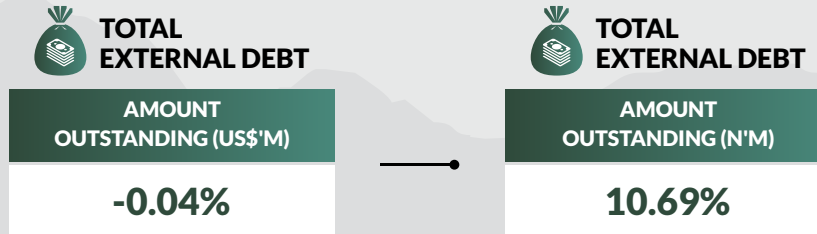
# NIGERIAN DOMESTIC AND FOREIGN DEBT - Q1 2020

## NIGERIA'S TOTAL PUBLIC DEBT PORTFOLIO AS AT MARCH 31, 2020

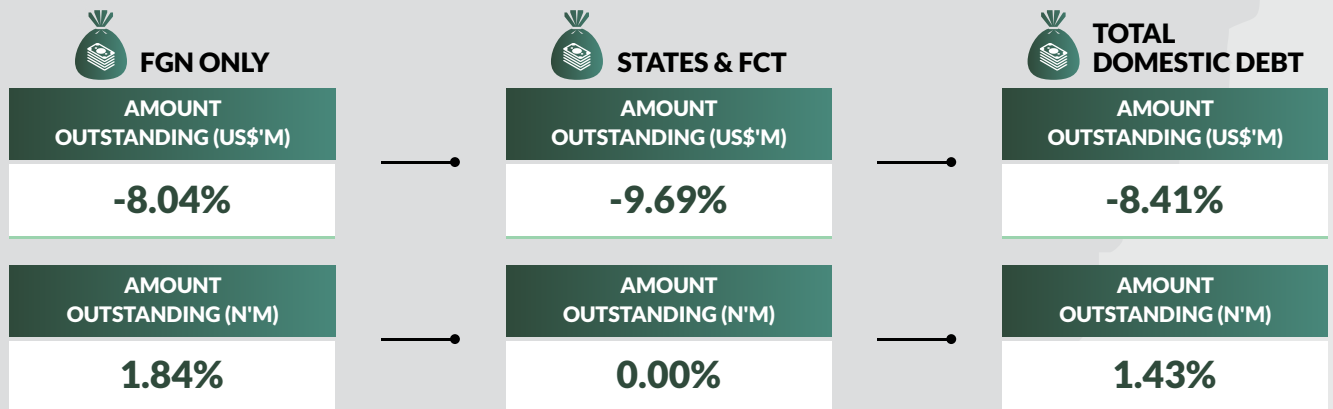


### GROWTH RATE %

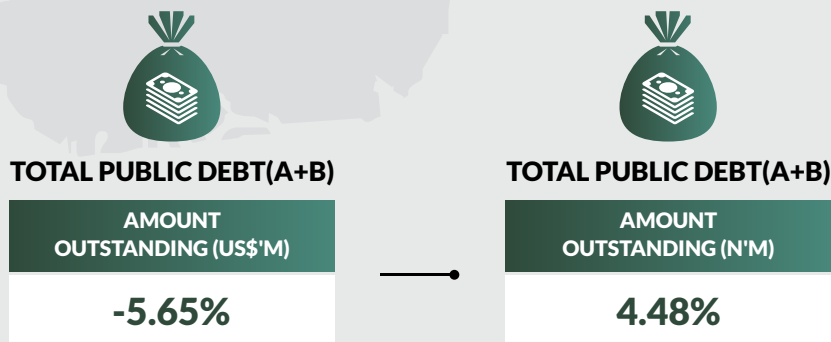
**A**



**B**



**C**





### FEDERAL GOVERNMENT ACTUAL DOMESTIC DEBT SERVICE FOR FIRST QUARTER, 2020

	Jan	Feb	Mar	Total
<b>NTBs</b>				
	 <b>Jan</b>	 <b>Feb</b>	 <b>Mar</b>	 <b>Total</b>
	<i>Interest</i>	<i>Interest</i>	<i>Interest</i>	<i>Interest</i>
	<b>N65,766,681,347.53</b>	<b>N31,027,886,690.24</b>	<b>N14,810,464,448.69</b>	<b>N111,605,032,486.46</b>
<b>FGN Bonds</b>				
	 <b>Jan</b>	 <b>Feb</b>	 <b>Mar</b>	 <b>Total</b>
	<i>Interest</i>	<i>Interest</i>	<i>Interest</i>	<i>Interest</i>
	<b>N185,445,736,195.36</b>	<b>N126,970,834,067.52</b>	<b>N176,518,570,365.66</b>	<b>N488,935,140,628.54</b>
<b>Treasury Bonds</b>				
	 <b>Jan</b>	 <b>Feb</b>	 <b>Mar</b>	 <b>Total</b>
	<i>Interest</i>	<i>Interest</i>	<i>Interest</i>	<i>Interest</i>
	-----	-----	-----	<b>N0.00</b>
	<i>Principal</i>	<i>Principal</i>	<i>Principal</i>	<i>Principal</i>
	-----	-----	-----	-----
<b>FGN Savings Bond</b>				
	 <b>Jan</b>	 <b>Feb</b>	 <b>Mar</b>	 <b>Total</b>
	<i>Interest</i>	<i>Interest</i>	<i>Interest</i>	<i>Interest</i>
	<b>N140,256,361.85</b>	<b>N124,617,072.62</b>	<b>N127,920,585.85</b>	<b>N392,794,020.32</b>
<b>FGN SUKUK</b>				
	 <b>Jan</b>	 <b>Feb</b>	 <b>Mar</b>	 <b>Total</b>
	<i>Rentals</i>	<i>Rentals</i>	<i>Rentals</i>	<i>Rentals</i>
	-----	-----	<b>N8,201,958,904.11</b>	<b>N8,201,958,904.11</b>
	<i>Interest</i>	<i>Interest</i>	<i>Interest</i>	<i>Interest</i>
	-----	-----	-----	<b>N0.00</b>
<b>FGN Green Bond</b>				
	 <b>Jan</b>	 <b>Feb</b>	 <b>Mar</b>	 <b>Total</b>
	<i>Interest</i>	<i>Interest</i>	<i>Interest</i>	<i>Interest</i>
	-----	-----	-----	<b>N0.00</b>
<b>TOTAL INTEREST</b>				
	 <b>Jan</b>	 <b>Feb</b>	 <b>Mar</b>	 <b>Total</b>
	<i>Interest</i>	<i>Interest</i>	<i>Interest</i>	<i>Interest</i>
	<b>N251,352,673,904.74</b>	<b>N158,123,337,830.38</b>	<b>N199,658,914,304.30</b>	<b>N609,134,926,039.42</b>

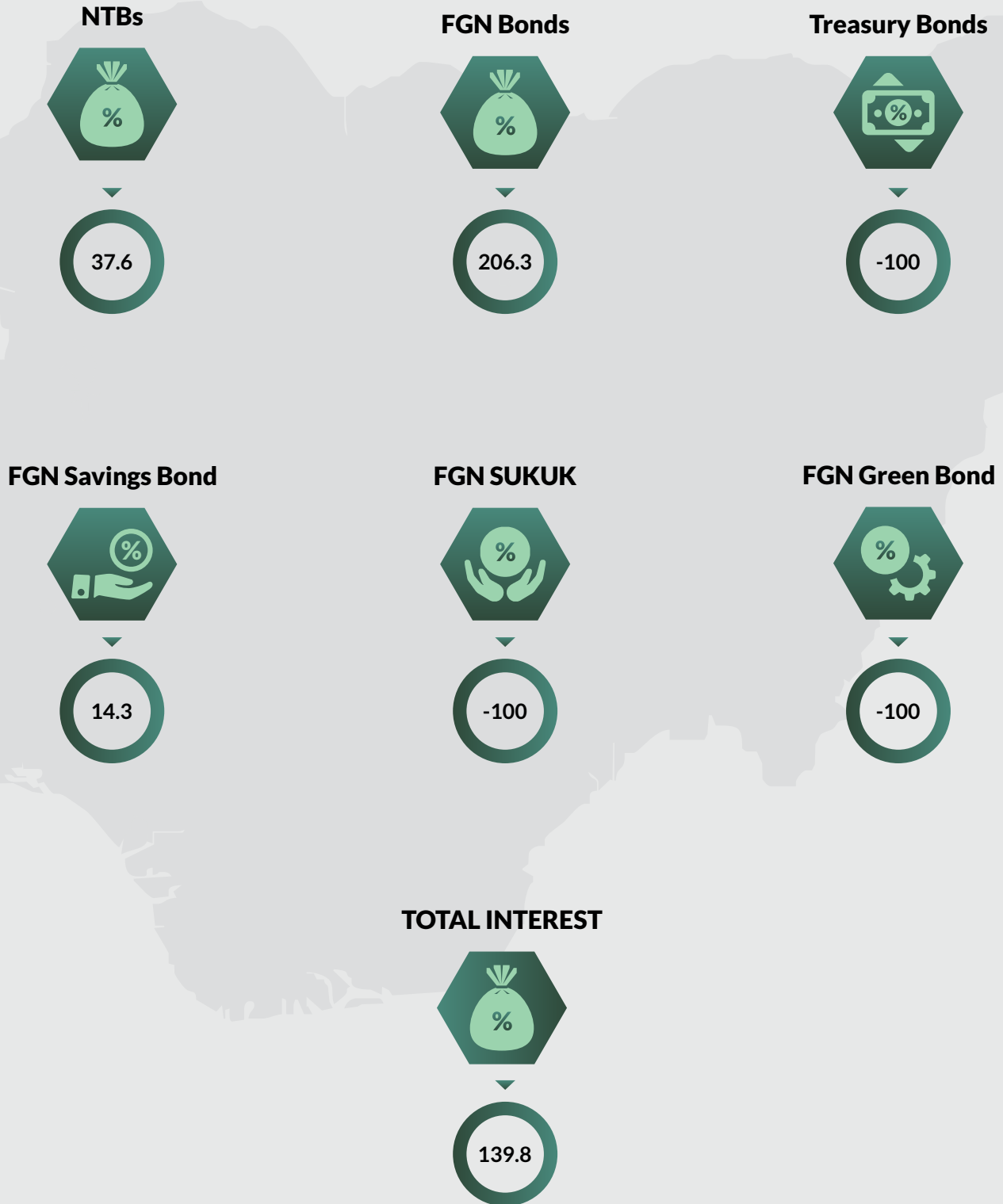


### FEDERAL GOVERNMENT ACTUAL DOMESTIC DEBT SERVICE FOR FOURTH QUARTER, 2019

	Oct	Nov	Dec	Total
<b>NTBs</b>				
	 <b>Oct</b>	 <b>Nov</b>	 <b>Dec</b>	 <b>Total</b>
	<i>Interest</i>	<i>Interest</i>	<i>Interest</i>	<i>Interest</i>
	<b>N45,410,341,037.67</b>	<b>N33,209,185,621.54</b>	<b>N2,499,106,049.02</b>	<b>N81,118,632,708.23</b>
<b>FGN Bonds</b>				
	 <b>Oct</b>	 <b>Nov</b>	 <b>Dec</b>	 <b>Total</b>
	<i>Interest</i>	<i>Interest</i>	<i>Interest</i>	<i>Interest</i>
	<b>N127,320,088,150.94</b>	<b>N32,305,863,089.30</b>	<b>-----</b>	<b>N159,625,951,240.24</b>
<b>Treasury Bonds</b>				
	 <b>Oct</b>	 <b>Nov</b>	 <b>Dec</b>	 <b>Total</b>
	<i>Interest</i>	<i>Interest</i>	<i>Interest</i>	<i>Interest</i>
	<b>N3,248,500,000.00</b>	<b>-----</b>	<b>-----</b>	<b>N3,248,500,000.00</b>
	<i>Principal</i>	<i>Principal</i>	<i>Principal</i>	<i>Principal</i>
	<b>-----</b>	<b>-----</b>	<b>-----</b>	<b>-----</b>
<b>FGN Savings Bond</b>				
	 <b>Oct</b>	 <b>Nov</b>	 <b>Dec</b>	 <b>Total</b>
	<i>Interest</i>	<i>Interest</i>	<i>Interest</i>	<i>Interest</i>
	<b>N127,284,388.91</b>	<b>N111,845,164.53</b>	<b>N104,552,241.88</b>	<b>N343,681,795.32</b>
<b>FGN SUKUK</b>				
	 <b>Oct</b>	 <b>Nov</b>	 <b>Dec</b>	 <b>Total</b>
	<i>Rentals</i>	<i>Rentals</i>	<i>Rentals</i>	<i>Rentals</i>
	<b>-----</b>	<b>-----</b>	<b>-----</b>	<b>N0.00</b>
	<i>Interest</i>	<i>Interest</i>	<i>Interest</i>	<i>Interest</i>
	<b>-----</b>	<b>-----</b>	<b>N7,893,065,753.42</b>	<b>N7,893,065,753.42</b>
<b>FGN Green Bond</b>				
	 <b>Oct</b>	 <b>Nov</b>	 <b>Dec</b>	 <b>Total</b>
	<i>Interest</i>	<i>Interest</i>	<i>Interest</i>	<i>Interest</i>
	<b>-----</b>	<b>-----</b>	<b>N1,812,959,441.09</b>	<b>N1,812,959,441.09</b>
<b>TOTAL INTEREST</b>				
	 <b>Oct</b>	 <b>Nov</b>	 <b>Dec</b>	 <b>Total</b>
	<i>Interest</i>	<i>Interest</i>	<i>Interest</i>	<i>Interest</i>
	<b>N176,106,213,577.52</b>	<b>N65,626,893,875.37</b>	<b>N12,309,683,485.41</b>	<b>N254,042,790,938.30</b>



### PERCENTAGE CHANGE OF INTEREST PAYMENT IN DOMESTIC DEBT SERVICE Q1, 2020 & Q4, 2019







### ACTUAL EXTERNAL DEBT SERVICE PAYMENTS JANUARY - MARCH, 2020



Principal	Interest Fee	Service Fee	Deferred Principal	Deferred Interest	Deferred Service Charge	Penalty Interest	Waiver/Credit	Commitment Charges	Other Charges
\$61,649.23	\$30,428.65	\$21,558.85	0.00	\$567.89	\$314.58	0.00	\$(569.42)	\$572.45	\$0.19

#### IBRD



Principal	Interest Fee	Service Fee	Deferred Principal	Deferred Interest	Deferred Service Charge	Penalty Interest	Waiver/Credit	Commitment Charges	Other Charges
0.00	0.00	0.00	0.00	0.00	0.00	0.00	0.00	0.00	0.00

#### A.D.B



Principal	Interest Fee	Service Fee	Deferred Principal	Deferred Interest	Deferred Service Charge	Penalty Interest	Waiver/Credit	Commitment Charges	Other Charges
\$10,129.11	\$13,202.22	0.00	0.00	0.00	0.00	0.00	0.00	0.00	0.00

#### IFAD



Principal	Interest Fee	Service Fee	Deferred Principal	Deferred Interest	Deferred Service Charge	Penalty Interest	Waiver/Credit	Commitment Charges	Other Charges
\$1,670.86	\$617.36	0.00	0.00	0.00	0.00	0.00	0.00	0.00	0.00



### A.D.F

Total  **\$8,885.06** | Percentage of Total **-----**

Principal	Interest Fee	Service Fee	Deferred Principal	Deferred Interest	Deferred Service Charge	Penalty Interest	Waiver/Credit	Commitment Charges	Other Charges
\$4,664.76	\$3,721.24	\$25.82	0.00	0.00	0.00	0.00	0.00	\$473.24	0.00

### AGTF

Total  **0.00** | Percentage of Total **-----**

Principal	Interest Fee	Service Fee	Deferred Principal	Deferred Interest	Deferred Service Charge	Penalty Interest	Waiver/Credit	Commitment Charges	Other Charges
0.00	0.00	0.00	0.00	0.00	0.00	0.00	0.00	0.00	0.00

### IDA

Total  **\$78,931.53** | Percentage of Total **-----**

Principal	Interest Fee	Service Fee	Deferred Principal	Deferred Interest	Deferred Service Charge	Penalty Interest	Waiver/Credit	Commitment Charges	Other Charges
\$44,206.50	\$12,779.74	\$21,533.03	0.00	\$567.89	\$314.58	0.00	\$(569.42)	\$99.21	0.00

### EDF

Total  **\$1,086.28** | Percentage of Total **-----**

Principal	Interest Fee	Service Fee	Deferred Principal	Deferred Interest	Deferred Service Charge	Penalty Interest	Waiver/Credit	Commitment Charges	Other Charges
\$978.00	\$108.09	0.00	0.00	0.00	0.00	0.00	0.00	0.00	\$0.19



### BADEA

Total  **0.00** | Percentage of Total **-----**

Principal	Interest Fee	Service Fee	Deferred Principal	Deferred Interest	Deferred Service Charge	Penalty Interest	Waiver/Credit	Commitment Charges	Other Charges
0.00	0.00	0.00	0.00	0.00	0.00	0.00	0.00	0.00	0.00

### IDB

Total  **0.00** | Percentage of Total **-----**

Principal	Interest Fee	Service Fee	Deferred Principal	Deferred Interest	Deferred Service Charge	Penalty Interest	Waiver/Credit	Commitment Charges	Other Charges
0.00	0.00	0.00	0.00	0.00	0.00	0.00	0.00	0.00	0.00

Total  **\$94,991.71** | Percentage of Total  **20%**

### BILATERAL

Principal	Interest Fee	Service Fee	Deferred Principal	Deferred Interest	Deferred Service Charge	Penalty Interest	Waiver/Credit	Commitment Charges	Other Charges
\$53,826.93	\$38,975.42	0.00	0.00	0.00	0.00	0.00	0.00	\$2,189.36	0.00

### EXIM BANK OF CHINA

Total  **\$94,609.40** | Percentage of Total **-----**

Principal	Interest Fee	Service Fee	Deferred Principal	Deferred Interest	Deferred Service Charge	Penalty Interest	Waiver/Credit	Commitment Charges	Other Charges
\$53,826.93	\$38,652.59	0.00	0.00	0.00	0.00	0.00	0.00	\$2,129.89	0.00



### NIGERIA COMMUNICATION SATELLITE

Total  **0.00** | Percentage of Total **-----**

Principal	Interest Fee	Service Fee	Deferred Principal	Deferred Interest	Deferred Service Charge	Penalty Interest	Waiver/Credit	Commitment Charges	Other Charges
0.00	0.00	0.00	0.00	0.00	0.00	0.00	0.00	0.00	0.00

### NIGERIA NATIONAL PUBLIC SECURITY COMM. SYS. PROJECT

Total  **\$19,637.82** | Percentage of Total **-----**

Principal	Interest Fee	Service Fee	Deferred Principal	Deferred Interest	Deferred Service Charge	Penalty Interest	Waiver/Credit	Commitment Charges	Other Charges
\$15,365.39	\$4,272.43	0.00	0.00	0.00	0.00	0.00	0.00	0.00	0.00

### NIGERIA RAILWAY MODERNISATION PROJECT ( IDU KADUNA SECTION)

Total  **\$24,577.99** | Percentage of Total **-----**

Principal	Interest Fee	Service Fee	Deferred Principal	Deferred Interest	Deferred Service Charge	Penalty Interest	Waiver/Credit	Commitment Charges	Other Charges
\$19,230.77	\$5,347.22	0.00	0.00	0.00	0.00	0.00	0.00	0.00	0.00

### NIGERIA RAILWAY MODERNISATION PROJECT (LAGOS - IBADAN SECTION)

Total  **\$9,918.64** | Percentage of Total **-----**

Principal	Interest Fee	Service Fee	Deferred Principal	Deferred Interest	Deferred Service Charge	Penalty Interest	Waiver/Credit	Commitment Charges	Other Charges
0.00	\$9,086.98	0.00	0.00	0.00	0.00	0.00	0.00	\$831.66	0.00



### NIGERIA ABUJA LIGHT RAIL PROJECT

Total  **\$25,376.28** | Percentage of Total **-----**

Principal	Interest Fee	Service Fee	Deferred Principal	Deferred Interest	Deferred Service Charge	Penalty Interest	Waiver/Credit	Commitment Charges	Other Charges
\$19,230.77	6,130.39	0.00	0.00	0.00	0.00	0.00	0.00	\$15.12	0.00

### NIGERIA ICT INFRASTRUCTURE BACKBONE PROJECT

Total  **\$1,263.98** | Percentage of Total **-----**

Principal	Interest Fee	Service Fee	Deferred Principal	Deferred Interest	Deferred Service Charge	Penalty Interest	Waiver/Credit	Commitment Charges	Other Charges
0.00	\$1,263.89	0.00	0.00	0.00	0.00	0.00	0.00	\$0.09	0.00

### NIGERIA FOUR AIRPORT TERMINALS EXPANSION PROJECT

Total  **\$5,515.68** | Percentage of Total **-----**

Principal	Interest Fee	Service Fee	Deferred Principal	Deferred Interest	Deferred Service Charge	Penalty Interest	Waiver/Credit	Commitment Charges	Other Charges
0.00	\$5,445.79	0.00	0.00	0.00	0.00	0.00	0.00	\$69.89	0.00

### NIGERIAN ZUNGERU HYDROELECTRIC PROJECT

Total  **\$6,771.79** | Percentage of Total **-----**

Principal	Interest Fee	Service Fee	Deferred Principal	Deferred Interest	Deferred Service Charge	Penalty Interest	Waiver/Credit	Commitment Charges	Other Charges
0.00	\$6,141.90	0.00	0.00	0.00	0.00	0.00	0.00	\$629.88	0.00



### NIGERIAN REHABILITATION AND UPGRADING OF ABUJA-KEFFI-MAKURDI ROAD PROJECT

Total  **\$1,547.22** | Percentage of Total **-----**

Principal	Interest Fee	Service Fee	Deferred Principal	Deferred Interest	Deferred Service Charge	Penalty Interest	Waiver/Credit	Commitment Charges	Other Charges
0.00	\$963.98	0.00	0.00	0.00	0.00	0.00	0.00	\$583.24	0.00

### EXIM BANK OF INDIA

Total  **\$382.31** | Percentage of Total **-----**

Principal	Interest Fee	Service Fee	Deferred Principal	Deferred Interest	Deferred Service Charge	Penalty Interest	Waiver/Credit	Commitment Charges	Other Charges
0.00	\$322.83	0.00	0.00	0.00	0.00	0.00	0.00	\$59.48	0.00

### FRENCH DEVELOPMENT AGENCY

Total  **0.00** | Percentage of Total **-----**

Principal	Interest Fee	Service Fee	Deferred Principal	Deferred Interest	Deferred Service Charge	Penalty Interest	Waiver/Credit	Commitment Charges	Other Charges
0.00	0.00	0.00	0.00	0.00	0.00	0.00	0.00	0.00	0.00

### JICA

Total  **0.00** | Percentage of Total **-----**

Principal	Interest Fee	Service Fee	Deferred Principal	Deferred Interest	Deferred Service Charge	Penalty Interest	Waiver/Credit	Commitment Charges	Other Charges
0.00	0.00	0.00	0.00	0.00	0.00	0.00	0.00	0.00	0.00



### KFW

Total  **0.00** | Percentage of Total **-----**

Principal	Interest Fee	Service Fee	Deferred Principal	Deferred Interest	Deferred Service Charge	Penalty Interest	Waiver/Credit	Commitment Charges	Other Charges
0.00	0.00	0.00	0.00	0.00	0.00	0.00	0.00	0.00	0.00

Total

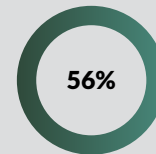


**\$263,036.25**



COMMERCIAL

Percentage of Total



Principal	Interest Fee	Service Fee	Deferred Principal	Deferred Interest	Deferred Service Charge	Penalty Interest	Waiver/Credit	Commitment Charges	Other Charges
0.00	\$263,036.25	0.00	0.00	0.00	0.00	0.00	0.00	0.00	0.00

Total



**\$263,036.25**



EUROBONDS

Percentage of Total



Principal	Interest Fee	Service Fee	Deferred Principal	Deferred Interest	Deferred Service Charge	Penalty Interest	Waiver/Credit	Commitment Charges	Other Charges
0.00	\$263,036.25	0.00	0.00	0.00	0.00	0.00	0.00	0.00	0.00

### 5.125% EUROBOND 2018

Total  **0.00** | Percentage of Total **-----**

Principal	Interest Fee	Service Fee	Deferred Principal	Deferred Interest	Deferred Service Charge	Penalty Interest	Waiver/Credit	Commitment Charges	Other Charges
0.00	0.00	0.00	0.00	0.00	0.00	0.00	0.00	0.00	0.00



### 6.75% EUROBOND 2021

Total  **\$16,875.00** | Percentage of Total **-----**

Principal	Interest Fee	Service Fee	Deferred Principal	Deferred Interest	Deferred Service Charge	Penalty Interest	Waiver/Credit	Commitment Charges	Other Charges
0.00	\$16,875.00	0.00	0.00	0.00	0.00	0.00	0.00	0.00	0.00

### 6.375% EUROBOND 2023

Total  **\$15,940.00** | Percentage of Total **-----**


Principal	Interest Fee	Service Fee	Deferred Principal	Deferred Interest	Deferred Service Charge	Penalty Interest	Waiver/Credit	Commitment Charges	Other Charges
0.00	\$15,940.00	0.00	0.00	0.00	0.00	0.00	0.00	0.00	0.00

### 7.875% EUROBOND 2032

Total  **\$59,062.50** | Percentage of Total **-----**

Principal	Interest Fee	Service Fee	Deferred Principal	Deferred Interest	Deferred Service Charge	Penalty Interest	Waiver/Credit	Commitment Charges	Other Charges
0.00	\$59,062.50	0.00	0.00	0.00	0.00	0.00	0.00	0.00	0.00

### 7.625% EUROBOND 2025

Total  **0.00** | Percentage of Total **-----**

Principal	Interest Fee	Service Fee	Deferred Principal	Deferred Interest	Deferred Service Charge	Penalty Interest	Waiver/Credit	Commitment Charges	Other Charges
0.00	0.00	0.00	0.00	0.00	0.00	0.00	0.00	0.00	0.00





### 7.625% EUROBOND 2047

Total  **0.00** | Percentage of Total **-----**

Principal	Interest Fee	Service Fee	Deferred Principal	Deferred Interest	Deferred Service Charge	Penalty Interest	Waiver/Credit	Commitment Charges	Other Charges
0.00	0.00	0.00	0.00	0.00	0.00	0.00	0.00	0.00	0.00

### 6.5% EUROBOND 2027

Total  **0.00** | Percentage of Total **-----**

Principal	Interest Fee	Service Fee	Deferred Principal	Deferred Interest	Deferred Service Charge	Penalty Interest	Waiver/Credit	Commitment Charges	Other Charges
0.00	0.00	0.00	0.00	0.00	0.00	0.00	0.00	0.00	0.00

### 9.248% EUROBOND 2049

Total  **\$34,680.00** | Percentage of Total **-----**

Principal	Interest Fee	Service Fee	Deferred Principal	Deferred Interest	Deferred Service Charge	Penalty Interest	Waiver/Credit	Commitment Charges	Other Charges
0.00	\$34,680.00	0.00	0.00	0.00	0.00	0.00	0.00	0.00	0.00

### 7.696% EUROBOND 2038

Total  **\$48,100.00** | Percentage of Total **-----**

Principal	Interest Fee	Service Fee	Deferred Principal	Deferred Interest	Deferred Service Charge	Penalty Interest	Waiver/Credit	Commitment Charges	Other Charges
0.00	\$48,100.00	0.00	0.00	0.00	0.00	0.00	0.00	0.00	0.00



### 7.143% EUROBOND 2030

Total  **\$44,643.75** | Percentage of Total **-----**

Principal	Interest Fee	Service Fee	Deferred Principal	Deferred Interest	Deferred Service Charge	Penalty Interest	Waiver/Credit	Commitment Charges	Other Charges
0.00	\$44,643.75	0.00	0.00	0.00	0.00	0.00	0.00	0.00	0.00

### 8.747% EUROBOND 2049

Total  **\$43,735.00** | Percentage of Total **-----**

Principal	Interest Fee	Service Fee	Deferred Principal	Deferred Interest	Deferred Service Charge	Penalty Interest	Waiver/Credit	Commitment Charges	Other Charges
0.00	\$43,735.00	0.00	0.00	0.00	0.00	0.00	0.00	0.00	0.00

Total



-----



**DIASPORA BOND**

Percentage of Total



Principal	Interest Fee	Service Fee	Deferred Principal	Deferred Interest	Deferred Service Charge	Penalty Interest	Waiver/Credit	Commitment Charges	Other Charges
-----	-----	-----	-----	-----	-----	-----	-----	-----	-----

### 5.625% EUROBOND 2022

Total  **0.00** | Percentage of Total **-----**

Principal	Interest Fee	Service Fee	Deferred Principal	Deferred Interest	Deferred Service Charge	Penalty Interest	Waiver/Credit	Commitment Charges	Other Charges
0.00	0.00	0.00	0.00	0.00	0.00	0.00	0.00	0.00	0.00



Total

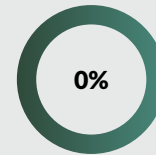


\$15.27



OTHERS

Percentage of Total



Principal	Interest Fee	Service Fee	Deferred Principal	Deferred Interest	Deferred Service Charge	Penalty Interest	Waiver/Credit	Commitment Charges	Other Charges
0.00	\$15.27	0.00	0.00	0.00	0.00	0.00	0.00	0.00	0.00

### AGENCY FEES

Total



\$15.27

Percentage of Total

-----

Principal	Interest Fee	Service Fee	Deferred Principal	Deferred Interest	Deferred Service Charge	Penalty Interest	Waiver/Credit	Commitment Charges	Other Charges
0.00	\$15.27	0.00	0.00	0.00	0.00	0.00	0.00	0.00	0.00

### OIL WARRANT

Total



0.00

Percentage of Total

-----

Principal	Interest Fee	Service Fee	Deferred Principal	Deferred Interest	Deferred Service Charge	Penalty Interest	Waiver/Credit	Commitment Charges	Other Charges
0.00	0.00	0.00	0.00	0.00	0.00	0.00	0.00	0.00	0.00



Total



**\$472,565.66**



**TOTAL**

Percentage of Total




Principal	Interest Fee	Service Fee	Deferred Principal	Deferred Interest
<b>\$115,476.16</b>	<b>\$332,455.58</b>	<b>\$21,558.85</b>	<b>0.00</b>	<b>\$567.89</b>
Deferred Service Charge	Penalty Interest	Waiver/Credit	Commitment Charges	Other Charges
<b>\$314.58</b>	<b>0.00</b>	<b>\$(569.42)</b>	<b>\$2,761.81</b>	<b>\$0.19</b>



### NIGERIA'S EXTERNAL DEBT STOCK AS AT MARCH 31, 2020

('million)



#### MULTILATERAL

##### World Bank Group

IDA	IBRD
\$9,689.39	\$409.51
35.02%	1.48%

##### African Development Bank Group

ADB	AGTF	ADF	BADEA	EDF	IDB	IFAD
\$1,348.27	\$0.10	\$924.90	\$5.88	\$52.87	\$26.96	\$197.85
4.87%	0.00%	3.34%	0.02%	0.19%	0.10%	0.72%

Sub-Total


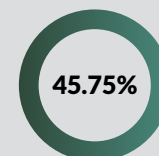


\$12,655.72



SUB - TOTAL

Percentage of Total



#### BILATERAL

China (Exim Bank of China)

\$3,121.29
11.28%

France (AFD)

\$408.32
1.48%

Japan (JICA)

\$76.15
0.28%

India (Exim Bank of India)

\$33.84
0.12%

Germany (KfW)

\$201.98
0.73%

Sub-Total

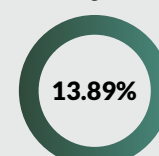


\$3,841.59



SUB - TOTAL

Percentage of Total





('million)



### COMMERCIAL

#### EUROBONDS

\$10,868.35

39.28%

#### DIASPORA BOND

\$300.00

1.08%

#### Sub-Total

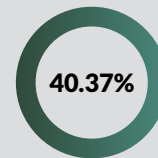


\$11,168.35



### SUB - TOTAL

#### Percentage of Total



### GRAND TOTAL



\$27,665.66

#### Percentage of Total



## METHODOLOGY

Data is supplied administratively by the Debt Management Office, Nigeria and verified and validated by the National Bureau of Statistics, Nigeria.

## NIGERIA'S TOTAL PUBLIC DEBT PORTFOLIO AS AT MARCH 31, 2020

Public Debt Stock - External and Domestic Debt of the FGN, States and FCT as at March 31, 2020					Public Debt Stock - External and Domestic Debt of the FGN, States and FCT as at December 31, 2019					Analysis of Percentage Increase of Nigeria's Public Debt Q4, 2019 & Q1, 2020	
Debt Category	Amount Outstanding (US\$'M)	Amount Outstanding (N'M)	% of Total		Debt Category	Amount Outstanding (US\$'M)	Amount Outstanding (N'M)	% of Total	USD	NGN	
A.	Total External Debt	27,665.66	9,987,303.26	34.89%	A.	Total External Debt	27,676.14	9,022,421.64	-0.04%	10.69%	
B.	Total Domestic Debt	51,637.65	18,641,190.37	65.11%	B.	Total Domestic Debt	56,377.18	18,378,959.65	-8.41%	1.43%	
	FGN Only	40,262.46	14,534,746.84	50.77%		FGN Only	43,781.12	14,272,644.79	-8.04%	1.84%	
	States & FCT	11,375.19	4,106,443.53	14.34%		States & FCT	12,596.06	4,106,314.86	-9.69%	0.00%	
C.	Total Public Debt(A+B)	79,303.31	28,628,493.63	100%	C.	Total Public Debt(A+B)	84,053.32	27,401,381.29	-5.65%	4.48%	

**Notes:**

i. Domestic Debt Stock for Twenty-Eight (28) States, (Abia, Adamawa, Akwa Ibom, Bauchi, Bayelsa, Benue, Cross River, Delta, Ebonyi, Edo, Ekiti, Enugu, Gombe, Imo, Jigawa, Kaduna, Kogi, Kwara, Nassarawa, Niger, Ogun, Ondo, Osun, Oyo, Plateau, Sokoto, Taraba, Yobe, and FCT) were as at March 31, 2020, while Domestic Debt Stock for Anambra, Borno, Kano, Kebbi and Zamfara State was as at December 31, 2019, Domestic Debt Stock of Katsina State was as at June 30, 2019, and Rivers State was as at December 31, 2018.

ii. CBN Official Exchange Rate of US\$1 to NGN361 as at March 31, 2020 was used in converting External Debt to Naira.



**FEDERAL GOVERNMENT DOMESTIC DEBT STOCK BY INSTRUMENT  
AS AT MARCH 31, 2020**

<b>Instruments</b>	<b>Amounts in Naira</b>	<b>% Share of each Debt Instrument</b>
FGN Bonds	10,559,549,139,592.00	72.65%
FGN Savings Bond	14,809,353,000.00	0.10%
FGN Sukuk	200,000,000,000.00	1.38%
Green Bond	25,690,000,000.00	0.18%
Nigerian Treasury Bills	2,651,514,042,000.00	18.24%
Nigerian Treasury Bonds	125,988,000,000.00	0.87%
Promissory Notes	957,196,310,292.00	6.59%
<b>TOTAL</b>	<b>14,534,746,844,884.00</b>	<b>100.00%</b>

N.B: FIGURES ARE PROVISIONAL SUBJECT TO RECONCILIATION

## NIGERIA DOMESTIC DEBT DATA FOR THE 36 STATES OF THE FEDERATION AND THE FEDERAL CAPITAL TERRITORY AS AT MARCH 31, 2020

SN	STATE	DEBT STOCK AS AT Q1, 2020	DEBT STOCK AS AT Q4, 2019		% CHANGE IN DEBT STOCK/ STATE, Q1,2020 & Q4,2019	% Share of each State to Total Debt Stock, Q1 2020
1	ABIA	69,634,039,326.56	68,762,374,753.95		1.3%	1.7%
2	ADAMAWA	101,585,003,141.05	102,412,601,107.74		-0.8%	2.5%
3	AKWA IBOM	240,030,073,468.00	237,341,078,707.15		1.1%	5.8%
4	ANAMBRA	33,917,442,019.21	33,917,442,019.21		0.0%	0.8%
5	BAUCHI	100,409,185,575.21	101,423,864,754.87		-1.0%	2.4%
6	BAYELSA	154,951,999,955.49	147,929,524,665.93		4.7%	3.8%
7	BENUE	116,199,896,419.54	98,730,928,301.97		17.7%	2.8%
8	BORNO	83,386,455,106.94	83,599,771,781.15		-0.3%	2.0%
9	CROSS-RIVER	165,919,327,215.69	166,953,584,919.28		-0.6%	4.0%
10	DELTA	230,752,395,527.53	233,892,694,776.08		-1.3%	5.6%
11	EBONYI	42,418,253,950.80	46,737,752,789.83		-9.2%	1.0%
12	EDO	84,763,453,988.79	95,690,771,242.47		-11.4%	2.1%
13	EKITI	77,879,220,526.63	86,911,500,995.42		-10.4%	1.9%
14	ENUGU	62,981,314,822.66	61,025,443,963.29		3.2%	1.5%
15	GOMBE	82,509,992,299.90	84,010,339,110.86		-1.8%	2.0%
16	IMO	163,995,242,446.03	164,435,823,451.61		-0.3%	4.0%
17	JIGAWA	36,020,470,211.81	34,610,526,951.73		4.1%	0.9%
18	KADUNA	78,693,577,244.62	78,898,311,155.72		-0.3%	1.9%
19	KANO	107,753,774,512.23	107,753,774,512.23		0.0%	2.6%
20	KATSINA	66,164,163,901.64	66,164,163,901.64		0.0%	1.6%
21	KEBBI	69,265,493,403.43	69,265,493,403.43		0.0%	1.7%
22	KOGI	128,917,613,295.97	132,464,662,160.12		-2.7%	3.1%
23	KWARA	62,895,645,473.39	63,045,912,989.77		-0.2%	1.5%
24	LAGOS	444,227,001,473.16	444,227,001,473.16		0.0%	10.8%
25	NASARAWA	60,991,643,229.42	56,511,568,599.28		7.9%	1.5%
26	NIGER	59,831,608,197.74	60,614,429,101.92		-1.3%	1.5%
27	OGUN	143,530,694,475.07	142,289,204,760.78		0.9%	3.5%
28	ONDO	65,295,186,224.27	67,502,414,614.20		-3.3%	1.6%
29	OSUN	137,309,082,945.63	138,654,383,316.79		-1.0%	3.3%
30	OYO	100,593,874,570.63	91,567,943,904.22		9.9%	2.4%
31	PLATEAU	130,732,065,712.34	134,013,693,544.66		-2.4%	3.2%
32	RIVERS	266,936,225,793.65	266,936,225,793.65		0.0%	6.5%
33	SOKOTO	47,745,884,844.80	47,710,497,795.61		0.1%	1.2%
34	TARABA	81,269,122,715.60	82,321,127,723.11		-1.3%	2.0%
35	YOBE	29,294,892,028.57	28,977,026,987.90		1.1%	0.7%
36	ZAMFARA	70,841,492,738.26	70,841,492,738.26		0.0%	1.7%
37	FCT	106,800,716,861.16	108,169,510,528.50		-1.3%	2.6%
<b>Total</b>		<b>4,106,443,525,643.42</b>	<b>4,106,314,863,297.49</b>		<b>0.0%</b>	<b>100%</b>

### Important Notes

- 1 This Domestic Debt Data is generated from the signed-off submissions received from
- 2 Domestic Debt Stock for Twenty Eight (28) States: Abia, Adamawa, Akwa Ibom,
- 3 Domestic Debt Stock Figures for 6 States: Anambra, Borno, Kano, Kebbi, Lagos and
- 4 Domestic Debt Stock Figures for Katsina State were as at June 30, 2019
- 5 Domestic Debt Stock Figures for Rivers State were as at December 30, 2018

**FEDERAL GOVERNMENT ACTUAL DOMESTIC DEBT SERVICE  
FOR FIRST QUARTER, 2020 (AMOUNT IN NAIRA)**

Instruments	January	February	March	Total
<b>NTBs</b>				
Interest	65,766,681,347.53	31,027,886,690.24	14,810,464,448.69	111,605,032,486.46
<b>Federal Govt. Bonds</b>				-
Interest	185,445,736,195.36	126,970,834,067.52	176,518,570,365.66	488,935,140,628.54
<b>Treasury Bonds</b>				-
Interest	-	-	-	0.00
Principal	-	-	-	-
<b>FGNSB</b>				-
Interest	140,256,361.85	124,617,072.62	127,920,585.85	392,794,020.32
<b>FGN Sukuk</b>				-
Rentals			8,201,958,904.11	8,201,958,904.11
Interest				0.00
<b>FGN Green Bond</b>				-
Interest	-	-	-	0.00
<b>TOTAL INTEREST</b>	<b>251,352,673,904.74</b>	<b>158,123,337,830.38</b>	<b>199,658,914,304.30</b>	<b>609,134,926,039.42</b>

**Federal Government Actual Domestic Debt Service for Fourth Quarter,  
2019 (Amount in Naira)**

Instruments	October	November	December	Total	% Change of Interest Payment in Domestic Debt Service Q1, 2020 & Q4, 2019
<b>NTBs</b>					
Interest	45,410,341,037.67	33,209,185,621.54	2,499,106,049.02	81,118,632,708.23	37.6%
<b>Federal Govt. Bonds</b>				-	-
Interest	127,320,088,150.94	32,305,863,089.30	-	159,625,951,240.24	206.3%
<b>Treasury Bonds</b>				-	-
Interest	3,248,500,000.00		-	3,248,500,000.00	-100%
Principal	-	-	-	-	-
<b>FGNSB</b>				-	-
Interest	127,284,388.91	111,845,164.53	104,552,241.88	343,681,795.32	14.3%
<b>FGN SUKUK</b>				-	-
Rentals				0.00	-
Interest	-	-	7,893,065,753.42	7,893,065,753.42	-100%
<b>FGN Green Bond</b>				-	-
Interest	-	-	1,812,959,441.09	1,812,959,441.09	-100%
<b>TOTAL INTEREST</b>	<b>176,106,213,577.52</b>	<b>65,626,893,875.37</b>	<b>12,309,683,485.41</b>	<b>254,042,790,938.30</b>	<b>139.8%</b>

**NIGERIA'S EXTERNAL DEBT STOCK AS AT MARCH 31, 2020  
(USD'MILLIONS)**

Category	Outstanding Debt	Percentage Share of each Category to Total
<b>MULTILATERAL</b>		
<b>World Bank Group</b>		
IDA	9,689.39	35.02%
IBRD	409.51	1.48%
<b>African Development Bank Group</b>		
ADB	1,348.27	4.87%
AGTF	0.10	0.00%
ADF	924.90	3.34%
BADEA	5.88	0.02%
EDF	52.87	0.19%
IDB	26.96	0.10%
IFAD	197.85	0.72%
<b>SUB-TOTAL</b>	<b>12,655.72</b>	<b>45.75%</b>
<b>BILATERAL</b>		
<b>China (Exim Bank of China)</b>	<b>3,121.29</b>	<b>11.28%</b>
<b>France (AFD)</b>	<b>408.32</b>	<b>1.48%</b>
<b>Japan (JICA)</b>	<b>76.15</b>	<b>0.28%</b>
<b>India (Exim Bank of India)</b>	<b>33.84</b>	<b>0.12%</b>
<b>Germany (KFW)</b>	<b>201.98</b>	<b>0.73%</b>
<b>SUB-TOTAL</b>	<b>3,841.59</b>	<b>13.89%</b>
<b>COMMERCIAL</b>		
EUROBONDS	10,868.35	39.28%
DIASPORA BOND	300.00	1.08%
<b>SUB-TOTAL</b>	<b>11,168.35</b>	<b>40.37%</b>
<b>GRAND TOTAL</b>	<b>27,665.66</b>	<b>100.00%</b>

## ACTUAL EXTERNAL DEBT SERVICE PAYMENTS JANUARY - MARCH, 2020 (USD'MILLION)

CATEGORY		Interest	Service	Deferred	Deferred	Deferred	Penalty	Waiver/	Commitment	Other		Percentage
	Principal	Fee	Fee	Principal	Interest	Service	Interest	Credit	Charges	Charges	Total	of Total
<b>MULTILATERAL</b>	<b>61,649.23</b>	<b>30,428.65</b>	<b>21,558.85</b>	<b>0.00</b>	<b>567.89</b>	<b>314.58</b>	<b>0.00</b>	<b>(569.42)</b>	<b>572.45</b>	<b>0.19</b>	<b>114,522.43</b>	<b>24%</b>
I.B.R.D.	0.00	0.00	0.00	0.00	0.00	0.00	0.00	0.00	0.00	0.00	0.00	
A.D.B	10,129.11	13,202.22	0.00	0.00	0.00	0.00	0.00	0.00	0.00	0.00	23,331.33	
IFAD	1,670.86	617.36	0.00	0.00	0.00	0.00	0.00	0.00	0.00	0.00	2,288.22	
A.D.F	4,664.76	3,721.24	25.82	0.00	0.00	0.00	0.00	0.00	473.24	0.00	8,885.06	
AGTF	0.00	0.00	0.00	0.00	0.00	0.00	0.00	0.00	0.00	0.00	0.00	
IDA	44,206.50	12,779.74	21,533.03	0.00	567.89	314.58	0.00	(569.42)	99.21	0.00	78,931.53	
EDF	978.00	108.09	0.00	0.00	0.00	0.00	0.00	0.00	0.00	0.19	1,086.28	
BADEA	0.00	0.00	0.00	0.00	0.00	0.00	0.00	0.00	0.00	0.00	0.00	
IDB	0.00	0.00	0.00	0.00	0.00	0.00	0.00	0.00	0.00	0.00	0.00	
<b>BILATERAL</b>	<b>53,826.93</b>	<b>38,975.42</b>	<b>0.00</b>	<b>0.00</b>	<b>0.00</b>	<b>0.00</b>	<b>0.00</b>	<b>0.00</b>	<b>2,189.36</b>	<b>0.00</b>	<b>94,991.71</b>	<b>20%</b>
EXIM BANK OF CHINA	53,826.93	38,652.59	0.00	0.00	0.00	0.00	0.00	0.00	2,129.89	0.00	94,609.40	
Nigeria Communication Sattellite	0.00	0.00	0.00	0.00	0.00	0.00	0.00	0.00	0.00	0.00	0.00	
Nigeria National Public Security Comm. Sys. Project	15,365.39	4,272.43	0.00	0.00	0.00	0.00	0.00	0.00	0.00	0.00	19,637.82	
Nigeria Railway Modernisation Project (Idu- Kaduna)	19,230.77	5,347.22	0.00	0.00	0.00	0.00	0.00	0.00	0.00	0.00	24,577.99	
Nigeria Railway Modernisation Project (Lagos-Ibadan)	0.00	9,086.98	0.00	0.00	0.00	0.00	0.00	0.00	831.66	0.00	9,918.64	
Nigeria Abuja Light Rail Project	19,230.77	6,130.39	0.00	0.00	0.00	0.00	0.00	0.00	15.12	0.00	25,376.28	
Nigeria ICT Infrastructure Backbone Project	0.00	1,263.89	0.00	0.00	0.00	0.00	0.00	0.00	0.09	0.00	1,263.98	
Nigeria Four Airport Terminals Expansion Proj	0.00	5,445.79	0.00	0.00	0.00	0.00	0.00	0.00	69.89	0.00	5,515.68	
Nigerian Zungeru Hydroelectric Project	0.00	6,141.90	0.00	0.00	0.00	0.00	0.00	0.00	629.88	0.00	6,771.79	
Nigerian Rehabilitation and Upgrading of Abuja-Keffi-Makurdi Road Project	0.00	963.98	0.00	0.00	0.00	0.00	0.00	0.00	583.24	0.00	1,547.22	
EXIM BANK OF INDIA	0.00	322.83	0.00	0.00	0.00	0.00	0.00	0.00	59.48	0.00	382.31	
<b>FRENCH DEVELOPMENT AGENCY (AFD)</b>	<b>0.00</b>	<b>0.00</b>	<b>0.00</b>	<b>0.00</b>	<b>0.00</b>	<b>0.00</b>	<b>0.00</b>	<b>0.00</b>	<b>0.00</b>	<b>0.00</b>	<b>0.00</b>	
JICA	0.00	0.00	0.00	0.00	0.00	0.00	0.00	0.00	0.00	0.00	0.00	
KFW	0.00	0.00	0.00	0.00	0.00	0.00	0.00	0.00	0.00	0.00	0.00	
<b>COMMERCIAL</b>	<b>0.00</b>	<b>263,036.25</b>	<b>0.00</b>	<b>0.00</b>	<b>0.00</b>	<b>0.00</b>	<b>0.00</b>	<b>0.00</b>	<b>0.00</b>	<b>0.00</b>	<b>263,036.25</b>	<b>56%</b>
<b>EURO BOND</b>	<b>0.00</b>	<b>263,036.25</b>	<b>0.00</b>	<b>0.00</b>	<b>0.00</b>	<b>0.00</b>	<b>0.00</b>	<b>0.00</b>	<b>0.00</b>	<b>0.00</b>	<b>263,036.25</b>	
5.125% Eurobond 2018	0.00	0.00	0.00	0.00	0.00	0.00	0.00	0.00	0.00	0.00	0.00	
6.75% Eurobond 2021	0.00	16,875.00	0.00	0.00	0.00	0.00	0.00	0.00	0.00	0.00	16,875.00	
6.375% Eurobond 2023	0.00	15,940.00	0.00	0.00	0.00	0.00	0.00	0.00	0.00	0.00	15,940.00	
7.875% Eurobond 2032	0.00	59,062.50	0.00	0.00	0.00	0.00	0.00	0.00	0.00	0.00	59,062.50	
7.625% Eurobond 2025	0.00	0.00	0.00	0.00	0.00	0.00	0.00	0.00	0.00	0.00	0.00	
7.625% Eurobond 2047	0.00	0.00	0.00	0.00	0.00	0.00	0.00	0.00	0.00	0.00	0.00	
6.5% Eurobond 2027	0.00	0.00	0.00	0.00	0.00	0.00	0.00	0.00	0.00	0.00	0.00	
9.248% Eurobond 2049	0.00	34,680.00	0.00	0.00	0.00	0.00	0.00	0.00	0.00	0.00	34,680.00	
7.696% Eurobond 2038	0.00	48,100.00	0.00	0.00	0.00	0.00	0.00	0.00	0.00	0.00	48,100.00	
7.143% Eurobond 2030	0.00	44,643.75	0.00	0.00	0.00	0.00	0.00	0.00	0.00	0.00	44,643.75	
8.747% Eurobond 2049	0.00	43,735.00	0.00	0.00	0.00	0.00	0.00	0.00	0.00	0.00	43,735.00	
DIASPORA BOND												
5.625% Eurobond 2022	0.00	0.00	0.00	0.00	0.00	0.00	0.00	0.00	0.00	0.00	0.00	
<b>OTHERS</b>	<b>0.00</b>	<b>15.27</b>	<b>0.00</b>	<b>0.00</b>	<b>0.00</b>	<b>0.00</b>	<b>0.00</b>	<b>0.00</b>	<b>0.00</b>	<b>0.00</b>	<b>15.27</b>	<b>0%</b>
Agency Fees	0.00	15.27	0.00	0.00	0.00	0.00	0.00	0.00	0.00	0.00	15.27	
Oil Warrant	0.00	0.00	0.00	0.00	0.00	0.00	0.00	0.00	0.00	0.00	0.00	
<b>TOTAL</b>	<b>115,476.16</b>	<b>332,455.58</b>	<b>21,558.85</b>	<b>0.00</b>	<b>567.89</b>	<b>314.58</b>	<b>0.00</b>	<b>(569.42)</b>	<b>2,761.81</b>	<b>0.19</b>	<b>472,565.66</b>	

# ACKNOWLEDGEMENTS/CONTACTS

## Acknowledgements

We acknowledge the contributions of our strategic partner Debt Management Office, Nigeria and our technical partner, Proshare in the design, concept and production of this publication.





## Contact Us

 @nigerianstat

 NBSNigeria

 [www.nigerianstat.gov.ng](http://www.nigerianstat.gov.ng)

 **Head Office Address**  
Plot 762, Independence Avenue, Central  
Business District, FCT, Abuja Nigeria.

 +234 803 386 5388

 [feedback@nigerianstat.gov.ng](mailto:feedback@nigerianstat.gov.ng)