



NATIONAL BUREAU OF STATISTICS

Automotive Gas Oil (Diesel) Price Watch

(MAY 2020)

Report Date: June 2020

Data Source: National Bureau of Statistics (NBS)

Contents

Executive Summary	1
Average Diesel Prices Across States	2
Average Diesel Prices Across Zones	3
12 Months Average Prices	4
Appendix - Tables	5
Methodology	6
Acknowledgment and Contact	7

Executive Summary

Average price paid by consumers for Automotive Gas Oil (Diesel) decreased by -2.22% month-on-month and by -3.90% year-on-year to N219.13 in May 2020 from to N224.11 in April 2020.

States with the highest average price of diesel were Sokoto (N239.17), Taraba (N239.03) and Kaduna (N231.72).

States with the lowest average price of diesel were Ekiti (N202.86), Jigawa (N205.50) and Kebbi (N205.83).

AUTOMOTIVE GAS OIL (DIESEL) PRICE WATCH

- MAY 2020

Average Diesel Prices Across States



YoY = -3.90%

N228.02

May 2019 Average



AVERAGE

N219.13



MoM = -2.22%

N224.11

April 2020 Average

STATES WITH THE HIGHEST AVERAGE PRICES IN MAY 2020



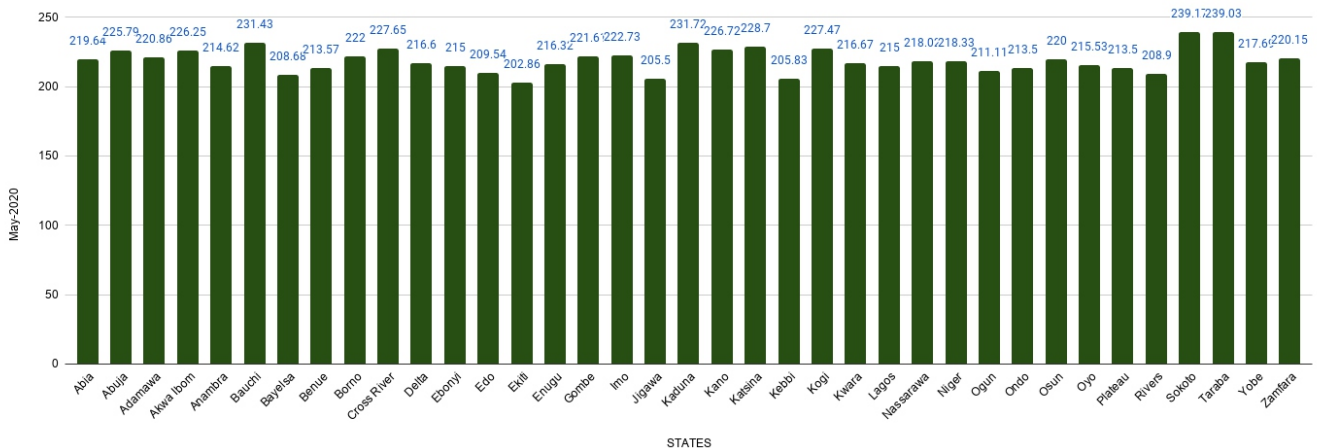
	May-20	YoY %	MoM %
SOKOTO	239.17	1.46	-4.06
TARABA	239.03	5.24	-1.77
KADUNA	231.72	-0.34	-0.12

STATES WITH THE LOWEST AVERAGE PRICES IN MAY 2020



	May-20	YoY %	MoM %
EKITI	202.86	-1.84	-9.51
JIGAWA	205.50	-9.67	-6.41
KEBBI	205.83	-10.94	-10.83

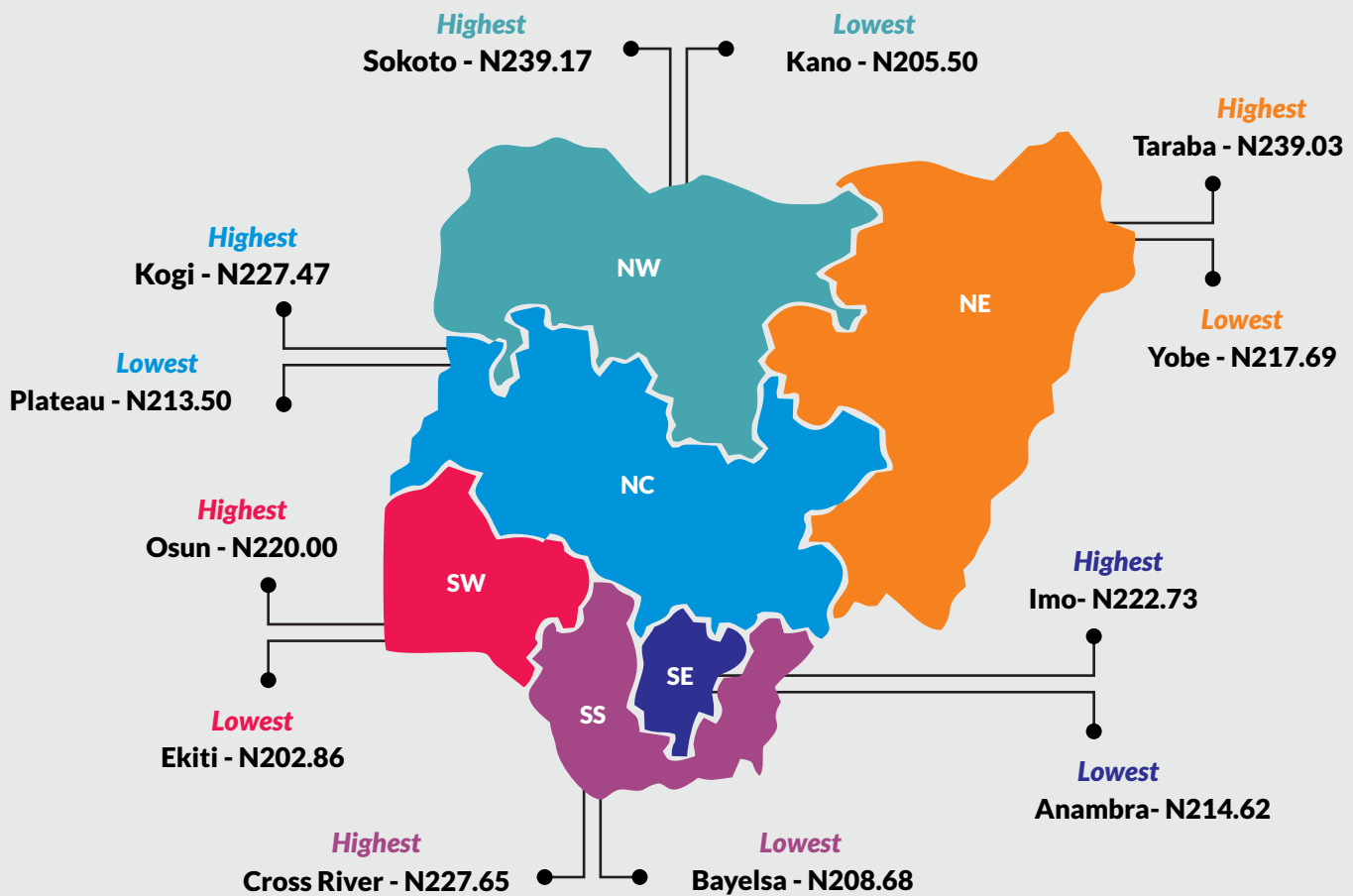

AVERAGE DIESEL PRICES ACROSS STATES



AUTOMOTIVE GAS OIL (DIESEL) PRICE WATCH

- MAY 2020

Average Diesel Prices Across States



AUTOMOTIVE GAS OIL (DIESEL) PRICE WATCH

- MAY 2020

Average Diesel Prices Across States



June-19	
Average	224.69
YoY	9.62
MoM	-1.46


July-19	
Average	224.96
YoY	10.10
MoM	0.12

August-19	
Average	224.96
YoY	10.14
MoM	1.83

September-19	
Average	227.92
YoY	7.69
MoM	-0.50

May-19	
Average	228.02
YoY	10.87
MoM	-1.15

October-19	
Average	226.19
YoY	3.13
MoM	-0.76



April 2020	
Average	224.11
YoY	-2.84
MoM	-1.18

May 2020	
Average	219.13
YoY	-3.90
MoM	-2.22

November-19	
Average	225.08
YoY	2.52
MoM	-0.49

March 2020	
Average	226.78
YoY	-1.04
MoM	0.24

February 2020	
Average	226.25
YoY	0.28
MoM	-1.54

January 2020	
Average	229.78
YoY	2.09
MoM	-0.01

December 2019	
Average	229.81
YoY	3.72
MoM	2.10

Methodology

Field work is done solely by over 700 NBS Staff in all States of the federation supported by supervisors who are monitored by internal and external observers.

Fuel Prices are collected across all the 774 local governments across all States and the FCT from over 10,000 respondents and locations and reflect actual prices households state they actually bought those fuels together with the prices reportedly sold by the fuel suppliers.

The average of all these prices is then reported for each state and the average for the country is the average for the state.

NBS audit team subsequently conducts randomly selected verification of prices recorded.

Acknowledgements/Contacts

Acknowledgements

We acknowledge our technical partners, Proshare in the design, concept and production of this publication.





Contact Us

 @nigerianstat

 NBSNigeria

 www.nigerianstat.gov.ng

 **Head Office Address**
Plot 762, Independence Avenue, Central
Business District, FCT, Abuja Nigeria.

 +234 803 386 5388

 feedback@nigerianstat.gov.ng