



NATIONAL BUREAU OF STATISTICS

Premium Motor Spirit (Petrol) Price Watch

(MAY 2020)

Report Date: June 2020

Data Source: National Bureau of Statistics (NBS)



CONTENTS

Executive Summary	1
Average PMS Prices Across States	2
Average PMS Prices Across Zones	3
12 Months Average Prices	4
Appendix - Tables	5
Methodology	6
Acknowledgment and Contact	7

EXECUTIVE SUMMARY

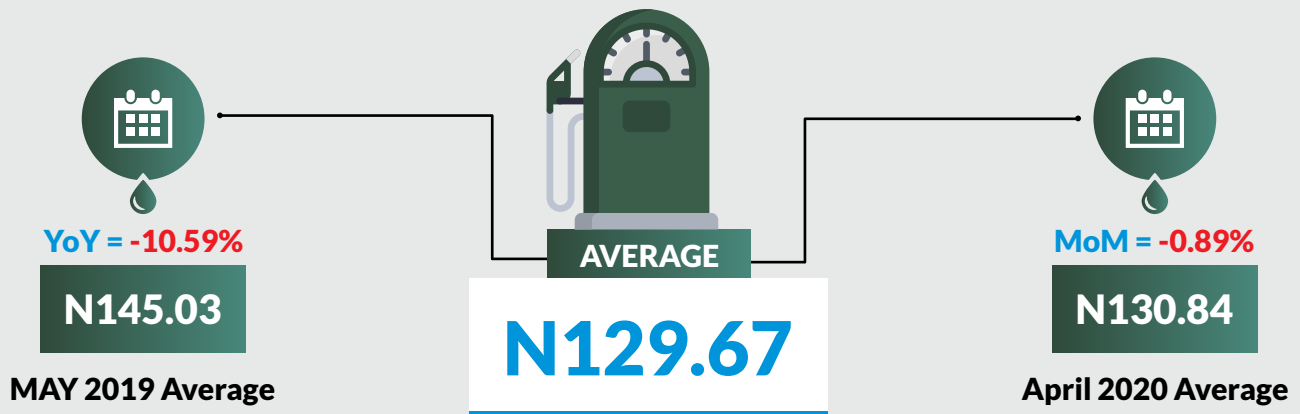
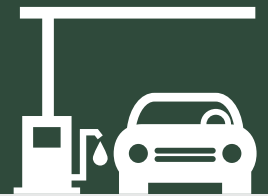
Average price paid by consumers for Premium Motor Spirit (petrol) decreased by -10.59% year-on-year and month-on-month by -0.89% to N129.67 in May 2020 from N130.84 in April 2020.

States with the highest average price of Premium Motor Spirit (petrol) were Borno (N138.10), Taraba (N138.00) and Jigawa (N137.89).

States with the lowest average price of Premium Motor Spirit (petrol) were Abuja (N123.50), Anambra (N124.85) and Kwara (N124.88).

PREMIUM MOTOR SPIRIT (PETROL) PRICE WATCH - MAY 2020

Average PMS Prices Across States



STATES WITH THE HIGHEST AVERAGE PRICES IN MAY 2020



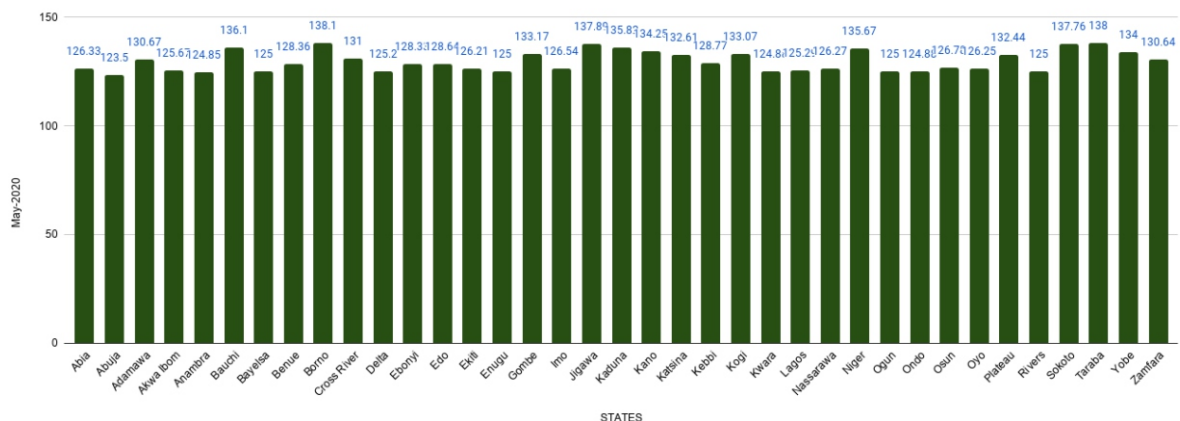
	May-20	YoY%	MoM%
BORNO	138.10	-4.34	-1.71
TARABA	138.00	-5.19	-1.74
JIGAWA	137.89	-4.90	-1.91

STATES WITH THE LOWEST AVERAGE PRICES IN MAY 2020



	May-20	YoY%	MoM%
ABUJA	123.50	-14.24	-1.20
ANAMBRA	124.85	-14.26	-1.53
KWARA	124.88	-14.55	-0.10

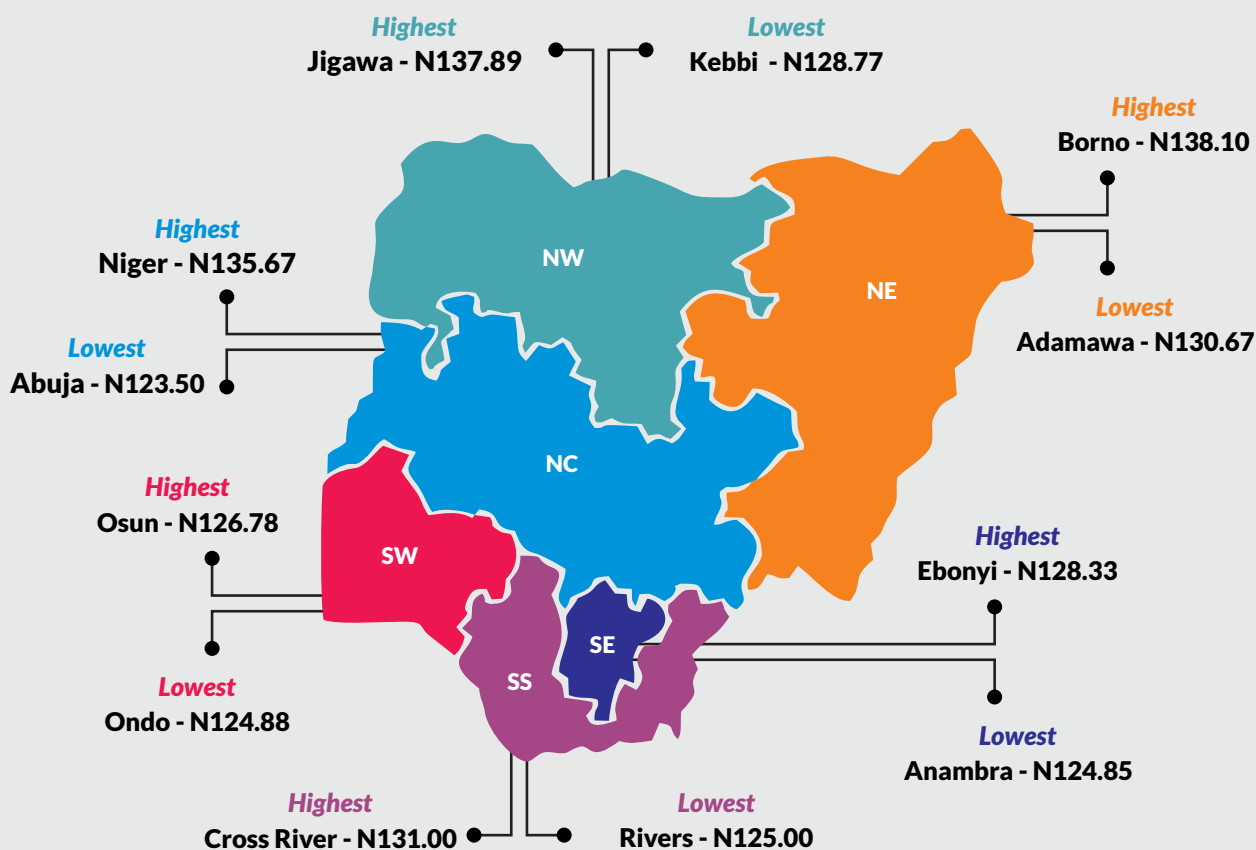
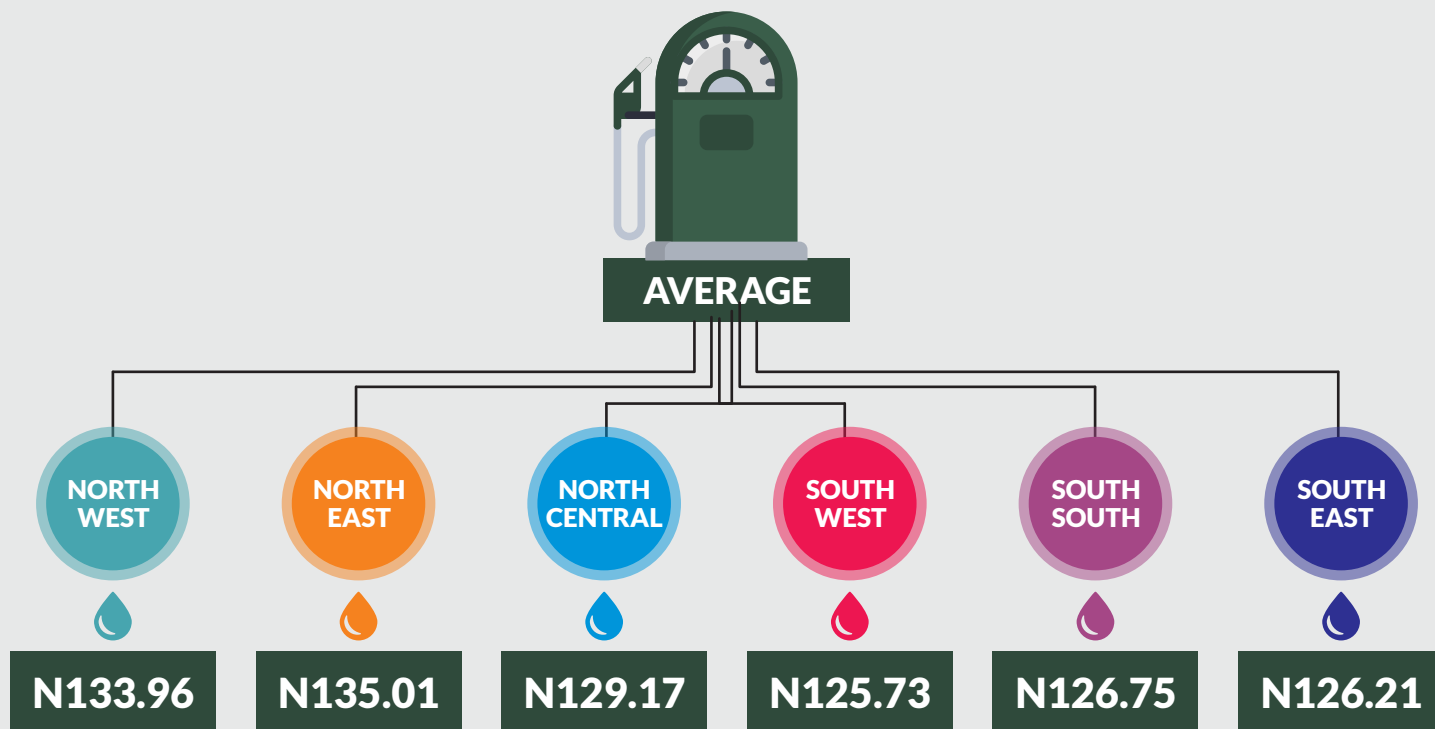
AVERAGE PMS PRICES ACROSS STATES



PREMIUM MOTOR SPIRIT (PETROL) PRICE WATCH

- MAY 2020

Average PMS Prices Across Zones



PREMIUM MOTOR SPIRIT (PETROL) PRICE WATCH

- MAY 2020

12 Months Average Prices



June 2019	
Average	145.36
YoY	-1.84
MoM	0.22


July 2019	
Average	145.03
YoY	-1.22
MoM	-0.23

August 2019	
Average	145.48
YoY	-0.96
MoM	0.31

September 2019	
Average	145.53
YoY	-1.22
MoM	0.03

May 2019	
Average	145.03
YoY	-3.42
MoM	-0.61

October 2019	
Average	145.48
YoY	-1.19
MoM	-0.04



April 2020	
Average	130.84
YoY	-10.34
MoM	-10.01

May 2020	
Average	129.67
YoY	-10.59
MoM	-0.89

November 2019	
Average	145.94
YoY	-1.03
MoM	0.32

March 2020	
Average	145.40
YoY	0.05
MoM	-0.01

February 2020	
Average	145.41
YoY	0.08
MoM	0.03

January 2020	
Average	145.37
YoY	-0.23
MoM	0.01

December 2019	
Average	145.35
YoY	-0.29
MoM	-0.41

AVERAGE PETROL/ PREMIUM MOTOR SPIRIT

State	Jan-16	Mar-17	Apr-17	May-17	Jun-17	Jul-17	Aug-17	Sep-17	Oct-17	Nov-17	Dec-17	Jan-18	Feb-18	Mar-18	Apr-18	May-18	Jun-18	Jul-18	Aug-18	Sep-18	Oct-18	Nov-18	Dec-18	Jan-19	Feb-19	Mar-19	Apr-19	May-19	Jun-19	Jul-19	Aug-19	Sep-19	Oct-19	Nov-19	Dec-19	Jan-20	Feb-20	Mar-20	Apr-20	May-20	Year on Year %	Month on Month %	
Abia	129.3	150.4	148.5	151.9	149.7	147.0	144.7	144.5	147.86	147.50	220.40	227.50	191.13	164.50	147.55	145.45	146.33	146.50	147.00	146.30	147.67	150.67	144.72	144.65	145.93	146.12	146.29	145.64	145.67	145.24	146.71	146.73	147.09	150.69	147.33	146.13	146.87	145.91	128.13	126.33	-13.26	-1.40	
Abuja	99.6	145.0	145.0	145.0	145.0	145.0	143.5	142.0	144.00	144.00	146.53	160.00	145.00	145.00	144.95	144.96	144.50	145.00	144.60	144.00	144.56	144.40	144.95	144.20	144.50	144.00	144.67	144.00	144.20	143.00	145.33	143.17	143.50	144.20	143.67	144.20	143.67	145.00	125.00	123.50	-14.24	-1.20	
Adamawa	93.5	153.3	156.7	160.0	162.5	160.0	144.0	143.0	146.67	145.00	170.00	170.00	150.00	173.00	160.33	150.11	145.00	145.29	148.33	150.00	150.83	149.33	145.00	145.00	143.78	145.14	146.60	145.44	145.80	143.25	146.37	145.00	144.70	149.85	145.94	146.80	146.67	146.00	133.75	130.67	-10.16	-2.31	
Akwa Ibom	120	149.3	147.5	149.4	149.6	145.0	144.6	143.3	146.00	150.33	166.50	201.25	183.89	164.00	154.00	159.44	145.00	145.58	145.42	145.50	145.00	144.55	145.00	145.00	144.78	145.00	145.91	145.50	145.00	145.42	145.00	145.00	144.82	143.83	144.82	145.00	145.77	145.00	127.00	125.67	-13.63	-1.05	
Anambra	119.8	148.0	147.7	147.9	148.3	147.1	144.6	144.1	145.71	145.86	210.00	211.67	183.67	166.88	151.33	150.87	151.43	145.85	145.14	144.88	145.00	145.00	145.42	144.90	144.87	144.57	146.90	145.62	145.35	146.15	145.41	146.54	146.15	145.00	144.86	144.87	144.79	145.00	126.79	124.85	-14.26	-1.53	
Bauchi	117.3	147.8	150.5	147.5	152.5	145.4	145.0	144.6	147.38	144.90	159.75	186.88	151.00	145.57	144.17	144.93	147.90	145.40	143.89	144.00	144.57	144.46	144.20	145.25	144.50	143.89	145.67	144.50	145.50	143.90	145.00	144.00	144.00	148.21	144.48	146.56	145.71	145.29	139.13	136.10	5.81	-2.17	
Bayelsa	96.1	161.3	159.1	153.5	160.4	145.0	144.8	147.1	147.08	150.50	172.69	187.14	206.82	178.00	158.00	154.62	152.92	151.67	151.00	150.00	148.00	147.08	150.00	145.78	145.25	145.25	148.64	146.00	146.25	145.55	146.78	146.75	146.69	146.45	146.91	146.91	145.43	145.36	125.38	125.00	-14.38	-0.31	
Benue	121.7	152.5	155.0	158.2	151.3	159.1	143.5	143.6	150.83	145.50	172.67	223.33	155.00	153.53	156.25	160.31	146.43	146.30	145.50	150.40	153.33	150.43	146.60	150.09	146.09	144.75	145.83	143.60	144.00	145.17	145.16	147.17	146.75	144.17	148.50	146.14	146.27	146.22	130.56	128.36	-10.61	-1.68	
Borno	96.4	151.0	160.5	160.0	152.9	148.3	144.5	144.4	145.23	147.00	159.44	185.48	200.29	169.55	160.00	166.08	162.17	155.00	157.00	147.00	152.17	152.92	149.50	145.63	145.89	146.27	146.82	144.36	145.18	145.82	146.50	145.10	145.56	141.50	145.35	146.50	146.25	146.50	140.50	138.10	-4.34	-1.71	
Cross River	115.2	148.1	147.8	149.6	148.4	145.0	143.4	144.0	148.40	145.00	207.14	175.38	187.63	174.50	154.50	151.58	145.75	145.56	147.92	150.00	149.22	147.55	145.00	144.69	145.07	146.50	147.41	145.78	146.07	145.92	146.76	147.50	146.94	150.41	146.07	146.20	146.50	146.63	131.88	131.00	-10.14	-0.66	
Delta	98.5	145.0	145.9	145.0	145.8	145.0	144.7	144.6	145.00	145.86	175.00	202.65	170.71	171.50	146.67	147.69	145.00	145.00	145.00	150.92	150.67	144.82	145.00	144.85	145.38	145.00	145.27	144.73	145.00	145.00	145.20	146.54	146.58	147.54	144.38	144.64	145.24	144.50	126.92	125.20	-13.49	-1.36	
Ebonyi	132.1	152.1	157.5	152.5	156.4	147.9	144.3	145.5	148.57	148.57	162.50	220.65	178.13	160.83	147.86	146.14	146.14	145.88	146.14	145.86	146.57	145.18	145.14	145.31	145.59	145.14	146.14	146.25	145.17	146.43	146.14	145.43	145.43	146.67	145.71	145.00	145.63	144.50	125.00	128.33	-12.25	2.67	
Edo	100.3	149.6	150.3	145.3	145.0	144.8	144.9	145.06	145.75	170.00	220.00	190.31	172.11	152.11	145.36	145.00	145.00	145.00	145.00	150.92	150.67	144.82	145.00	144.85	145.38	145.00	145.27	144.73	145.00	145.00	145.20	146.54	146.58	147.54	144.38	144.64	145.24	144.50	144.82	125.00	128.64	-11.28	2.91
Ekiti	106.1	145.0	145.0	145.0	145.0	145.0	144.7	143.1	143.73	146.17	146.00	160.24	181.18	173.89	145.00	147.71	145.32	145.00	144.23	145.94	144.65	145.47	145.29	144.00	143.47	145.00	145.00	144.45	145.00	144.80	145.00	144.94	145.60	144.79	145.00	145.00	145.00	145.00	125.00	126.21	-12.63	0.96	
Enugu	128.3	154.5	152.9	152.0	154.5	149.0	145.0	145.8	147.17	145.00	200.50	183.12	163.86	169.13	148.91	150.30	153.05	149.44	146.78	153.88	146.52	147.29	145.24	145.27	145.31	145.41	146.17	143.55	145.42	145.93	145.45	146.30	145.94	148.33	145.24	144.88	144.50	145.38	125.42	125.00	-12.92	-0.33	
Gombe	99.9	145.0	152.7	172.5	167.5	152.7	144.3	145.0	144.80	145.00	165.00	182.14	157.73	153.50	154.13	154.43	153.67	150.25	142.79	147.08	150.10	151.25	154.72	150.20	145.87	144.63	145.92	145.58	143.08	144.58	144.33	146.11	144.91	144.40	145.67	144.33	144.80	145.43	145.00	136.00	133.17	-5.61	-2.08
Imo	131	149.5	148.9	148.8	147.6	147.4	143.4	145.1	147.75	144.40	160.59	172.92	200.83	173.86	149.40	149.50	149.77	150.87	145.87	146.43	145.43	142.50	146.18	145.62	143.18	145.71	146.47	145.68	145.47	145.33	145.62	145.57	146.31	148.05	145.32	145.50	145.65	126.67	126.54	-13.14	-0.10		
Jigawa	104.7	148.3	145.6	147.3	145.8	145.7	143.9	145.2	143.80	145.50	165.00	200.26	150.14	180.93	160.46	154.00	146.29	146.29	145.25	150.00	144.29	144.29	144.21	145.69	145.29	144.94	145.00	145.00	145.00	145.00	145.45	145.36	145.45	144.29	144.14	144.77	145.00	145.07	140.57	137.89	-4.90	-1.91	
Kaduna	95.7	153.0	145.0	148.7	148.8	145.0	144.8	145.5	144.83	145.00	162.81	215.91	165.86	147.29	153.85	150.81	150.75	151.48	150.53	150.75	156.75	145.25	146.22	146.08	144.44	144.69	144.80	144.69	144.80	144.60	144.80	144.68	144.13	144.69	145.75	146.50	145.22	145.21	145.64	136.79	135.82	-6.20	-0.71
Kano	99.1	145.0	147.0	145.4	145.3	145.0	144.2	144.6	144.27	144.93	165.00	182.14	155.00	147.19	145.16	144.87	145.79	144.78	144.89	144.87	145.79	147.79	144.87	145.00	145.00	145.21	145.35	145.35	145.35	145.35	145.35	144.86	145.35	145.79	144.87	144.38	145.86	145.19	135.63	134.25	-7.64	-1.01	
Katsina	95.5	145.9	145.8	145.0	150.3	145.0	144.4	144.1	143.73	144.08	160.00	209.32	160.15	156.67	147.83	144.82	144.95	144.00	144.08	143.63	144.45	144.45	144.31	145.00	145.00	145.23	143.50	142.50	144.13	142.50	142.50	145.50	144.45	144.23	144.00	145.03	145.42	136.25	132.61	-6.94	-2.67		
Kebbi	117.1	153.8	160.5	157.9	157.1	145.0	145.0	145.6	148.55	145.00	210.08	181.33	200.25	177.65	163.71	152.22	158.24	148.42	152.94	150.00	155.24	158.24	146.15	146.00	145.56	146.75	147.07	146.00	146.43	145.00	145.21	146.63	146.21	148.24	147.69	145.78	145.73	145.00	129.12	128.77	-11.80	-0.27	
Kogi	127.1	154.0	146.5	148.9	148.9	146.7	144.6	144.6	146.67	145.00	200.00	152.83	194.81	163.33	160.79	159.17	150.91	148.89	150.13	147.15	148.33	147.86	146.67	145.82	145.50	146.09	147.88	146.00	147.91	143.00	146.75	145.00	145.44	145.18	147.08	145.91	145.19	145.22	135.22	133.07	-8.86	-1.59	
Kwara	112.6	145.0	148.8	153.0	148.5	145.9	145.0	144.1	145.75	145.00	170.00	206.18	156.25	160.00	145.00	145.73	145.83	147.22	152.86	145.71	150.89	145.33	146.11	145.62	145.38	144.78	146.86	146.14	146.00	146.00	146.66	146.67	146.14	146.00	145.25	145.67	144.83	145.25	125.00	124.88	-14.55	-1.10	
Lagos	91.1	147.5	147.9	145.0	145.7	145.3	143.3	143.2	144.33	144.33	149.87	161.43	145.00	155.25	148.10	145.81	144.91	145.81	145.00	147.38	145.00	145.05	145.00	144.87	144.88	145.00	145.00	144.90	145.25	144.61	145.00	145.05	145.00	145.78	145.00	145.23	144.73	144.87	125.87	125.29	-13.54	-0.46	
Nassarawa	120.5	145.9	149.7	148.1	146.1	149.4	143.0	145.0	145.67	144.00	180.00	168.13	150.17	165.53	145.92	145.25	145.14	145.71	146.23	147.14	145.79	147.87	145.36	145.00	145.26	146.33	146.																

METHODOLOGY

Field work is done solely by over 700 NBS Staff in all States of the federation supported by supervisors who are monitored by internal and external observers.

Fuel Prices are collected across all the 774 local governments across all States and the FCT from over 10,000 respondents and locations and reflect actual prices households state they actually bought those fuels together with the prices reportedly sold by the fuel suppliers.

The average of all these prices is then reported for each state and the average for the country is the average for the state.

NBS audit team subsequently conducts randomly selected verification of prices recorded.

Acknowledgements

We acknowledge our technical partners, Proshare in the design, concept and production of this publication.





Contact Us

 @nigerianstat

 NBSNigeria

 www.nigerianstat.gov.ng

 **Head Office Address**
Plot 762, Independence Avenue, Central
Business District, FCT, Abuja Nigeria.

 +234 803 386 5388

 feedback@nigerianstat.gov.ng