



NATIONAL BUREAU OF STATISTICS

# Federation Account Allocation Committee (FAAC)

(MARCH 2020 Disbursement)



**Report Date: May 2020**

***Data Source: National Bureau of Statistics / Office of The Accountant General of The Federation***

# CONTENTS

|   |     |
|---|-----|
| <b>Executive Summary</b> .....  | 1   |
| <b>Federation Account Allocation Committee (FAAC)<br/>March 2020 Disbursement</b>   |     |
| Summary of Gross Revenue Allocation by FAAC for the Month of February, 2020<br>Shared in March, 2020 .....  | 2   |
| Distribution of Revenue Allocation to FGN by Federation Account Allocation Committee<br>for the Month of February, 2020 Shared in March, 2020 ..... | 4   |
| <b>Distribution of Revenue Allocation to State and Local Governments by<br/>FAAC for the month of February, 2020 Shared in March, 2020</b>          |     |
| Abia .....  | 6   |
| Adamawa .....   | 8   |
| Akwa -ibom .....  | 11  |
| Anambra .....   | 14  |
| Bauchi .....  | 17  |
| Bayelsa .....   | 20  |
| Benue .....   | 22  |
| Borno .....   | 25  |
| Cross River .....   | 28  |
| Delta .....   | 30  |
| Ebonyi .....  | 33  |
| Edo .....   | 35  |
| Ekiti .....   | 37  |
| Enugu .....   | 39  |
| Gombe .....   | 41  |
| Imo .....   | 43  |
| Jigawa .....  | 46  |
| Kaduna .....  | 49  |
| Kano .....  | 52  |
| Katsina .....   | 56  |
| Kebbi .....   | 59  |
| Kogi .....  | 62  |
| Kwara .....   | 65  |
| Lagos .....   | 67  |
| Nasarawa .....  | 70  |
| Niger .....   | 72  |
| Ogun .....  | 75  |
| Ondo .....  | 78  |
| Osun .....  | 80  |
| Oyo .....   | 83  |
| Plateau .....   | 86  |
| Rivers .....  | 88  |
| Sokoto .....  | 91  |
| Taraba .....  | 94  |
| Yobe .....  | 96  |
| Zamfara .....   | 98  |
| <b>Appendix</b> .....   | 100 |
| <b>Methodology</b> .....  | 119 |
| <b>Acknowledgements and Contacts</b> .....  | 122 |

## EXECUTIVE SUMMARY

The Federation Account Allocation Committee (FAAC) disbursed the sum of N581.57bn to the three tiers of government in March 2020 from the revenue generated in February 2020.

The amount disbursed comprised of N466.06bn from the Statutory Account, N15.20bn from FOREX Equalisation Account, N99.55bn from Valued Added Tax (VAT) and N757.94m from Exchange Gain Differences.


Federal Government received a total of N236.12bn from the N581.57bn. States received a total of N159.01bn and Local Governments received N119.31bn. The sum of N45.31bn was shared among the oil producing states as 13% derivation fund.

Revenue generating agencies such as Nigeria Customs Service (NCS), Federal Inland Revenue Service (FIRS) and Department of Petroleum Resources (DPR) received N5.19bn, N5.85bn and N3.80bn respectively as cost of revenue collections.

Further breakdown of revenue allocation distribution to the Federal Government of Nigeria (FGN) revealed that the sum of N176.93bn was disbursed to the FGN consolidated revenue account; N4.22bn shared as share of derivation and ecology; N2.11bn as stabilization fund; N7.09bn for the development of natural resources; and N5.10bn to the Federal Capital Territory (FCT) Abuja.

# FEDERATION ACCOUNT ALLOCATION COMMITTEE (FAAC) MARCH 2020 DISBURSEMENT

Summary of Gross Revenue Allocation by FAAC  
for the month of February, 2020 Shared in March, 2020



Summary of Gross Revenue Allocation by FAAC for the month of February, 2020 Shared in March, 2020

## BENEFICIARIES

|                   |  |  |                            |
|-------------------|--|--|----------------------------|
| <p><b>FGN</b></p> | Statutory                              |  | N214,914,217,473.46        |
|                   | Exchange Gain Difference               |  | N350,527,018.66            |
|                   | Dist. of '=N= 15.198 from FOREX Equal. |  | N6,965,844,919.83          |
|                   | VAT                                    |  | N13,887,527,041.18         |
|                   | <b>Total</b>                           |  | <b>N236,118,116,453.12</b> |

|                     |  |  |                            |
|---------------------|--|--|----------------------------|
| <p><b>State</b></p> | Statutory                              |  | N109,007,363,152.82        |
|                     | Exchange Gain Difference               |  | N177,791,988.20            |
|                     | Dist. of '=N= 15.198 from FOREX Equal. |  | N3,533,169,632.84          |
|                     | VAT                                    |  | N46,291,756,803.92         |
|                     | <b>Total</b>                           |  | <b>N159,010,081,577.78</b> |

|                    |  |  |                            |
|--------------------|--|--|----------------------------|
| <p><b>LGCs</b></p> | Statutory                              |  | N84,040,107,819.92         |
|                    | Exchange Gain Difference               |  | N137,070,170.55            |
|                    | Dist. of '=N= 15.198 from FOREX Equal. |  | N2,723,925,689.99          |
|                    | VAT                                    |  | N32,404,229,762.74         |
|                    | <b>Total</b>                           |  | <b>N119,305,333,443.19</b> |

|                                   |  |  |                           |
|-----------------------------------|--|--|---------------------------|
| <p><b>13% Derivation Fund</b></p> | Statutory                              |  | N43,242,296,951.74        |
|                                   | Exchange Gain Difference               |  | N92,555,326.20            |
|                                   | Dist. of '=N= 15.198 from FOREX Equal. |  | N1,975,841,645.45         |
|                                   | VAT                                    |  | -----                     |
|                                   | <b>Total</b>                           |  | <b>N45,310,693,923.40</b> |

|  |  |  |                          |
|--|--|--|--------------------------|
| <p><b>Cost of Collection - NCS</b></p> | Statutory                              |  | N4,740,147,078.72        |
|  | Exchange Gain Difference               |  | -----                    |
|  | Dist. of '=N= 15.198 from FOREX Equal. |  | -----                    |
|  | VAT                                    |  | N445,494,574.23          |
|  | <b>Total</b>                           |  | <b>N5,185,641,652.95</b> |

|   |  |  |                          |
|---|--|--|--------------------------|
| <p><b>Cost of Collections - DPR</b></p> | Statutory                              |  | N3,795,982,209.18        |
|   | Exchange Gain Difference               |  | -----                    |
|   | Dist. of '=N= 15.198 from FOREX Equal. |  | -----                    |
|   | VAT                                    |  | -----                    |
|   | <b>Total</b>                           |  | <b>N3,795,982,209.18</b> |



# FEDERATION ACCOUNT ALLOCATION COMMITTEE (FAAC) MARCH 2020 DISBURSEMENT

Summary of Gross Revenue Allocation by FAAC  
for the month of February, 2020 Shared in March, 2020

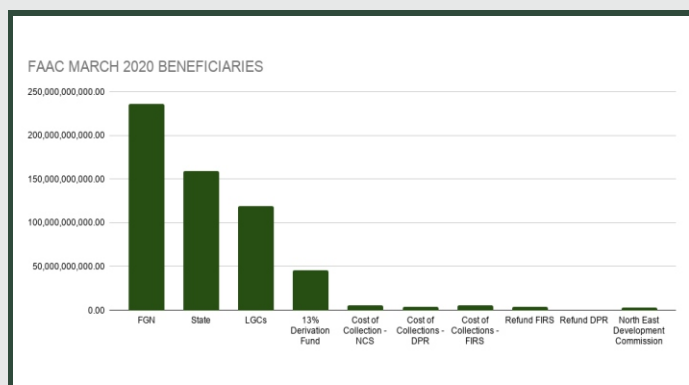


|                                       |  |  |                          |
|---------------------------------------|--|--|--------------------------|
| <br><b>Cost of Collections - FIRS</b> | Statutory                              |  | N2,318,361,359.12        |
|                                       | Exchange Gain Difference               |  | ----                     |
|                                       | Dist. of '=N= 15.198 from FOREX Equal. |  | ----                     |
|                                       | VAT                                    |  | N3,536,592,032.55        |
|                                       | <b>Total</b>                           |  | <b>N5,854,953,391.67</b> |

|                           |  |  |                          |
|---------------------------|--|--|--------------------------|
| <br><b>Refund to FIRS</b> | Statutory                              |  | N4,000,000,000.00        |
|                           | Exchange Gain Difference               |  | ----                     |
|                           | Dist. of '=N= 15.198 from FOREX Equal. |  | ----                     |
|                           | VAT                                    |  | ----                     |
|                           | <b>Total</b>                           |  | <b>N4,000,000,000.00</b> |

|                          |  |  |                    |
|--------------------------|--|--|--------------------|
| <br><b>Refund to DPR</b> | Statutory                              |  | N177,000.00        |
|                          | Exchange Gain Difference               |  | ----               |
|                          | Dist. of '=N= 15.198 from FOREX Equal. |  | ----               |
|                          | VAT                                    |  | ----               |
|                          | <b>Total</b>                           |  | <b>N177,000.00</b> |

|                                  |  |  |                          |
|----------------------------------|--|--|--------------------------|
| <br><b>North East Dev. Comm.</b> | Statutory                              |  | ----                     |
|                                  | Exchange Gain Difference               |  | ----                     |
|                                  | Dist. of '=N= 15.198 from FOREX Equal. |  | ----                     |
|                                  | VAT                                    |  | N2,986,564,955.09        |
|                                  | <b>Total</b>                           |  | <b>N2,986,564,955.09</b> |



| TOTAL(ALL BENEFICIARIES)               |  |                            |
|--|--|----------------------------|
| STATUTORY                              |  | N466,058,653,044.96        |
| EXCHANGE GAIN DIFFERENCE               |  | N757,944,503.61            |
| DIST. OF '=N= 15.198 FROM FOREX EQUAL. |  | N15,198,781,888.10         |
| VAT                                    |  | N99,552,165,169.71         |
| <b>TOTAL</b>                           |  | <b>N581,567,544,606.38</b> |

# FEDERATION ACCOUNT ALLOCATION COMMITTEE (FAAC) MARCH 2020 DISBURSEMENT

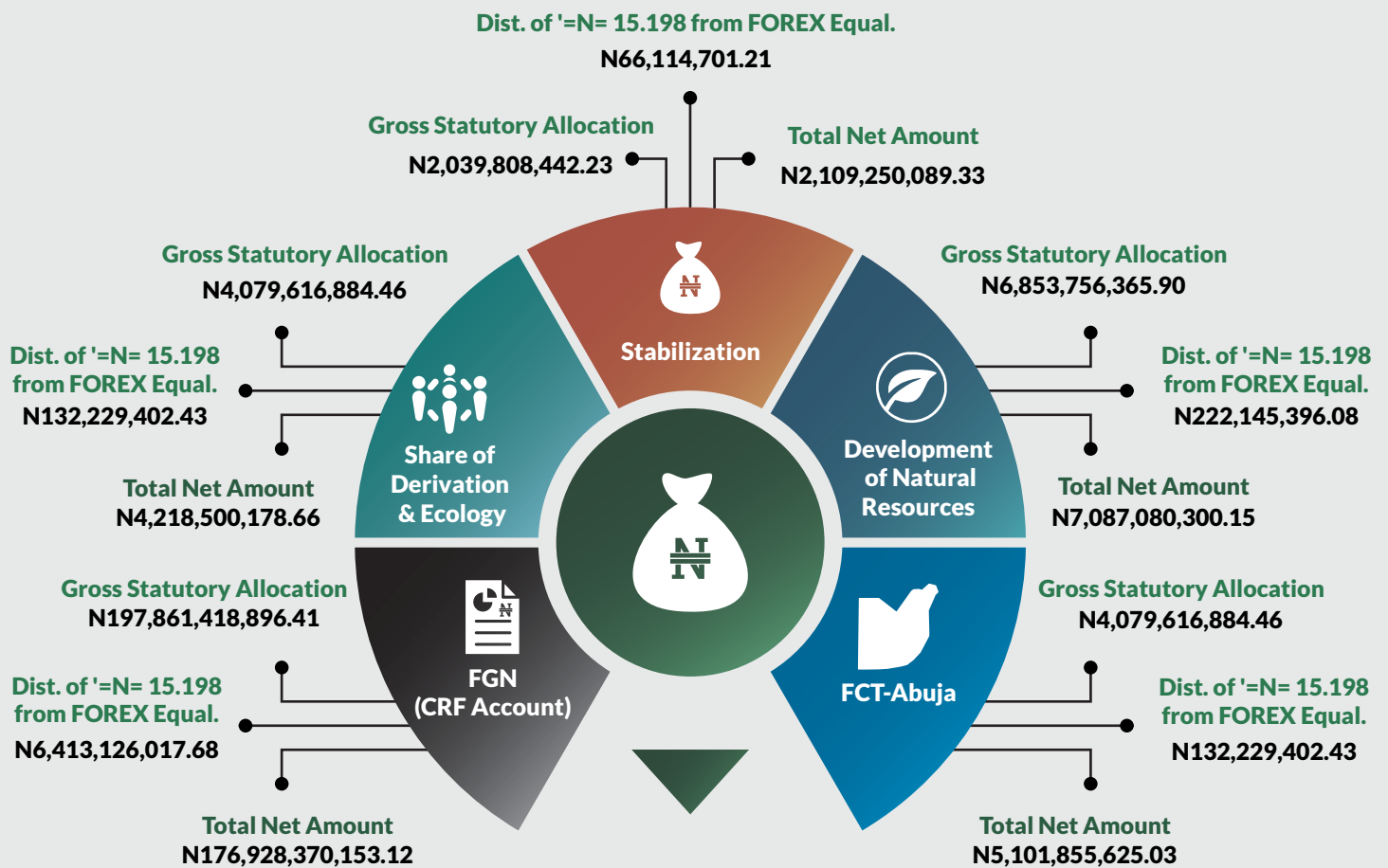
Summary of Gross Revenue Allocation by FAAC  
for the month of February, 2020 Shared in March, 2020



Distribution of Revenue Allocation to FGN by Federation Account Allocation Committee for the  
Month of February, 2020 Shared in March, 2020

**FG**

## BENEFICIARIES



| SUB-TOTAL | Gross Statutory Allocation | Exchange Gain Difference | Total Net Amount    |
|-----------|----------------------------|--------------------------|---------------------|
|           | N214,914,217,473.46        | N350,527,018.66          | N195,445,056,346.30 |

Distribution of 'N= 15.198 from FOREX Equalisation Account =N6,965,844,919.83

# FEDERATION ACCOUNT ALLOCATION COMMITTEE (FAAC) MARCH 2020 DISBURSEMENT

F.C.T ABUJA



## Local Government Councils

### Total Allocation

|                 |   |  |                        |
|-----------------|---|--|------------------------|
| ABAJI           | ▶ |  | <b>N287,633,851.53</b> |
| ABUJA MUNICIPAL | ▶ |  | <b>N480,239,261.45</b> |
| BWARI           | ▶ |  | <b>N339,568,296.59</b> |
| GWAGWALADA      | ▶ |  | <b>N315,864,615.97</b> |
| KUJE            | ▶ |  | <b>N306,030,632.37</b> |
| KWALI           | ▶ |  | <b>N308,309,157.36</b> |

Distribution of Revenue Allocation to FGN by Federation Account Allocation Committee for the Month of February, 2020 Shared in March, 2020

## FCT Abuja

|                            |   |  |                          |   |   |  |                       |
|----------------------------|---|--|--------------------------|---|---|--|-----------------------|
| Gross Statutory Allocation | ▶ |  | <b>N763,596,990.15</b>   | Exchange Gain Allocation                                      | ▶ |  | <b>N1,245,433.55</b>  |
| Deduction                  | ▶ |  | <b>N 0.00</b>            | Dist. of '=N= 15.198 from FOREX Equal. Account =N4,348,628.76 | ▶ |  | <b>N24,749,866.61</b> |
| Value Added Tax            | ▶ |  | <b>N1,248,053,524.97</b> |   |   |  |                       |



**Total Allocation**  
**N2,037,645,815.28**

# FEDERATION ACCOUNT ALLOCATION COMMITTEE (FAAC) MARCH 2020 DISBURSEMENT

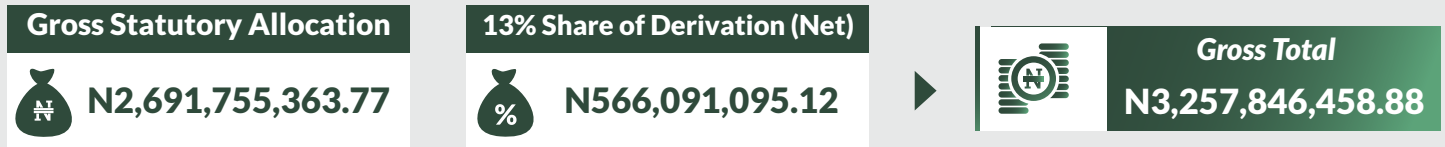
Distribution of Revenue Allocation to State Governments and Local Governments by FAAC for the month of February, 2020 Shared in March, 2020




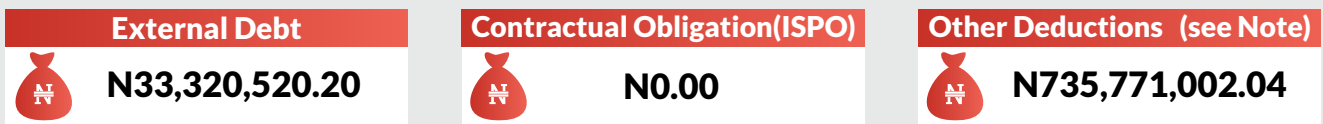
## ABIA STATE

**17**  
No. of LGCs


### BENEFICIARIES



### DEDUCTIONS

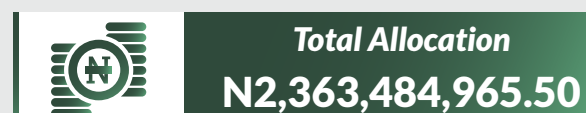


### LGAs



Exchange Gain Allocation =₦2,845,051.64

Dist. of 'N= 15.198 from FOREX Equal. Account =₦56,538,262.30





## Total Allocation


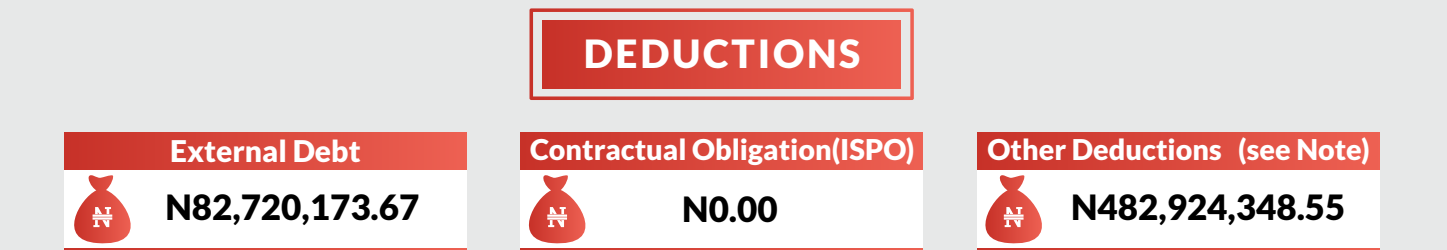
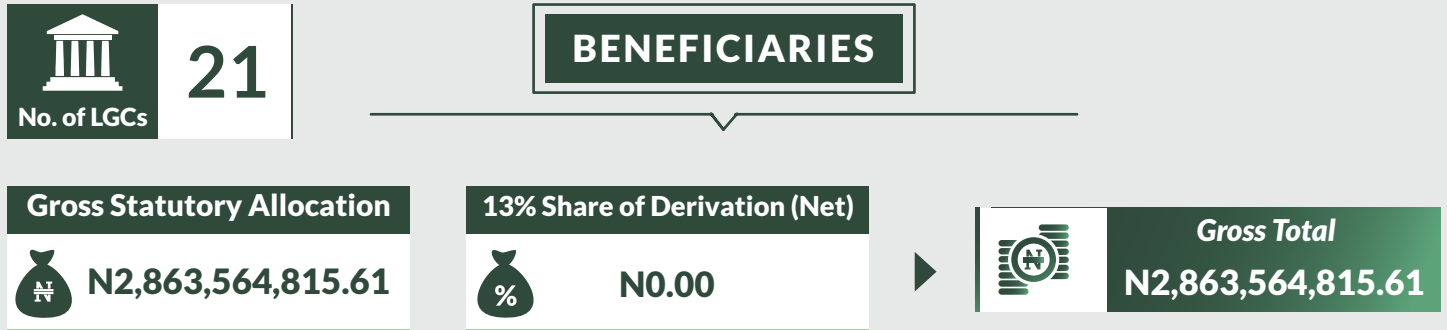
|                   |   |  |                        |
|-------------------|---|--|------------------------|
| ABA NORTH         | ▶ |  | <b>N121,220,573.27</b> |
| ABA SOUTH         | ▶ |  | <b>N204,954,180.84</b> |
| AROCHUKWU         | ▶ |  | <b>N141,644,240.63</b> |
| BENDE             | ▶ |  | <b>N145,214,828.95</b> |
| IKWUANO           | ▶ |  | <b>N131,530,788.55</b> |
| ISIALA NGWA NORTH | ▶ |  | <b>N135,917,757.16</b> |
| ISIALA NGWA SOUTH | ▶ |  | <b>N131,511,200.38</b> |
| ISUIKWUATO        | ▶ |  | <b>N127,586,166.70</b> |
| NNEOCHI           | ▶ |  | <b>N138,773,872.84</b> |
| OBIOMA NGWA       | ▶ |  | <b>N141,559,172.77</b> |
| OHAFIA            | ▶ |  | <b>N156,053,621.32</b> |
| OSISIOMA          | ▶ |  | <b>N149,906,732.19</b> |
| UGWUNAGBO         | ▶ |  | <b>N113,608,334.87</b> |
| UKWA EAST         | ▶ |  | <b>N107,188,155.51</b> |
| UKWA WEST         | ▶ |  | <b>N112,625,896.18</b> |
| UMUAHIA NORTH     | ▶ |  | <b>N163,570,596.00</b> |
| UMUAHIA SOUTH     | ▶ |  | <b>N140,618,847.34</b> |

# FEDERATION ACCOUNT ALLOCATION COMMITTEE (FAAC) MARCH 2020 DISBURSEMENT

Distribution of Revenue Allocation to State Governments and Local Governments by FAAC for the month of February, 2020 Shared in March, 2020



## ADAMAWA STATE



### LGAs

**Gross Statutory Allocation** **N2,200,248,041.44**

**Deduction** **N 0.00**

**Value Added Tax** **N676,044,997.40**

Exchange Gain Allocation =N3,588,624.31

Dist. of '=N= 15.198 from FOREX Equal. Account =N71,314,903.32

**Total Allocation**  
**N2,951,196,566.48**





## Total Allocation

|            |   |  |                 |
|------------|---|--|-----------------|
| DEMSA      | ▶ |  | N146,679,645.58 |
| FUFORE     | ▶ |  | N173,480,664.20 |
| GANYE      | ▶ |  | N150,081,092.21 |
| GIREI      | ▶ |  | N133,152,299.29 |
| GOMBI      | ▶ |  | N133,222,029.37 |
| GUYUK      | ▶ |  | N142,406,602.68 |
| HONG       | ▶ |  | N151,473,835.23 |
| JADA       | ▶ |  | N156,866,915.59 |
| YOLA-NORTH | ▶ |  | N142,818,219.17 |
| LAMURDE    | ▶ |  | N125,653,479.62 |
| MADAGALI   | ▶ |  | N128,742,217.32 |
| MAIHA      | ▶ |  | N125,057,705.19 |
| MAYO-BELWA | ▶ |  | N143,221,886.30 |
| MICHIKA    | ▶ |  | N139,984,646.13 |
| MUBI NORTH | ▶ |  | N134,772,482.49 |
| MUBI SOUTH | ▶ |  | N126,222,286.83 |
| NUMAN      | ▶ |  | N118,824,790.44 |
| SHELLENG   | ▶ |  | N134,939,594.31 |




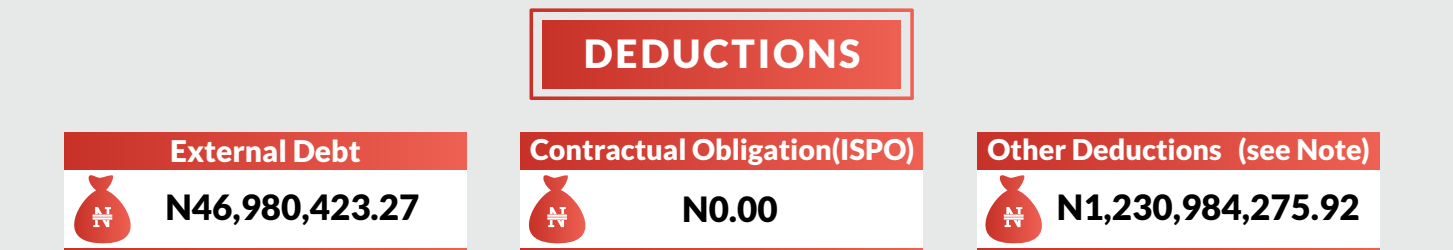
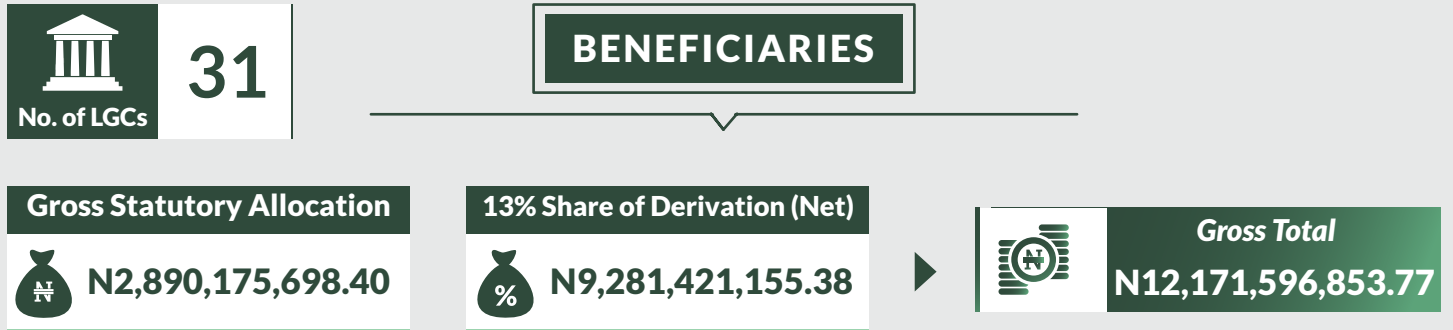
*Total Allocation*

|            |   |   |                        |
|------------|---|---|------------------------|
| SONG       | ▶ |  | <b>N164,584,290.61</b> |
| TOUNGO     | ▶ |  | <b>N136,270,653.72</b> |
| YOLA-SOUTH | ▶ |  | <b>N142,741,230.21</b> |

# FEDERATION ACCOUNT ALLOCATION COMMITTEE (FAAC) MARCH 2020 DISBURSEMENT

Distribution of Revenue Allocation to State Governments and Local Governments by FAAC for the month of February, 2020 Shared in March, 2020

## AKWA IBOM STATE



### LGAs

**Gross Statutory Allocation** **N2,930,601,098.57**

**Deduction** **N 0.00**

**Value Added Tax** **N944,720,483.13**

Exchange Gain Allocation =N4,779,836.71

Dist. of 'N= 15.198 from FOREX Equal. Account =N94,987,260.57

**Total Allocation**  
**N3,975,088,678.98**



## Total Allocation

|                 |   |  |                 |
|-----------------|---|--|-----------------|
| ABAK            | ▶ |  | N134,587,614.73 |
| EASTERN OBOLO   | ▶ |  | N106,503,091.49 |
| EKET            | ▶ |  | N140,099,338.45 |
| EKPE ATAI       | ▶ |  | N108,458,144.71 |
| ESSIEN UDIM     | ▶ |  | N144,710,329.35 |
| ETIM EKPO       | ▶ |  | N124,574,725.40 |
| ETINAN          | ▶ |  | N141,832,103.50 |
| IBENO           | ▶ |  | N113,769,181.28 |
| IBESIKPO ASUTAN | ▶ |  | N131,996,858.18 |
| IBIONO IBOM     | ▶ |  | N144,509,957.79 |
| IKA             | ▶ |  | N111,145,331.74 |
| IKONO           | ▶ |  | N130,668,232.57 |
| IKOT ABASI      | ▶ |  | N130,704,639.41 |
| IKOT EKPENE     | ▶ |  | N134,602,559.74 |
| INI             | ▶ |  | N122,657,872.24 |
| ITU             | ▶ |  | N126,571,516.78 |
| MBO             | ▶ |  | N118,579,207.03 |
| MKPAT ENIN      | ▶ |  | N145,455,018.37 |



## Total Allocation


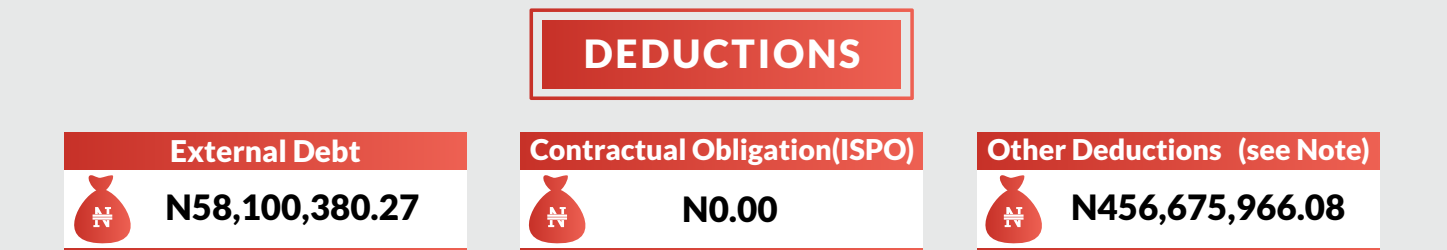
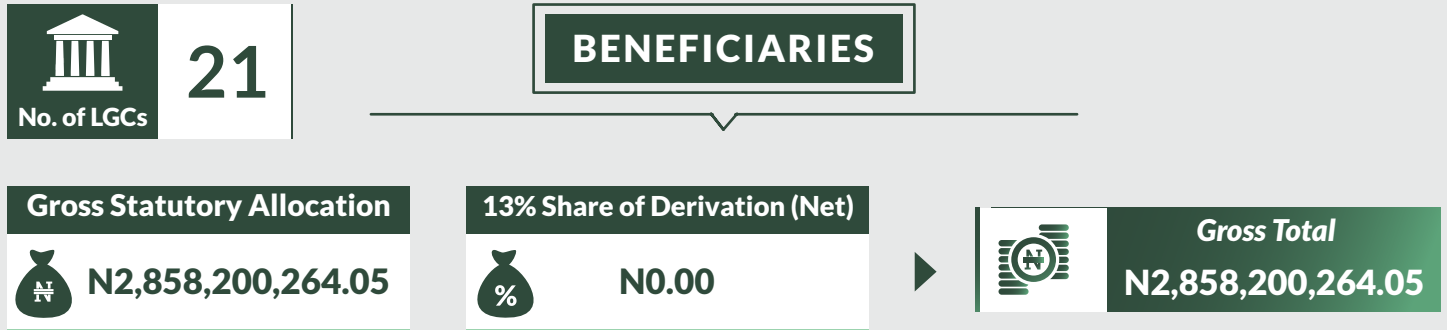
|                  |   |  |                 |
|------------------|---|--|-----------------|
| NSIT IBOM        | ▶ |  | N122,188,773.32 |
| NSIT UBIUM       | ▶ |  | N128,400,473.92 |
| OBAT AKARA       | ▶ |  | N133,719,267.12 |
| OKOBO            | ▶ |  | N116,357,641.27 |
| ONNA             | ▶ |  | N121,563,459.12 |
| ORON             | ▶ |  | N121,286,291.12 |
| ORUK ANAM        | ▶ |  | N143,870,256.67 |
| UDUNG UKO        | ▶ |  | N107,471,518.40 |
| UKANAFUN         | ▶ |  | N131,226,483.67 |
| UQUO             | ▶ |  | N108,224,633.05 |
| URUAN            | ▶ |  | N136,990,686.60 |
| URUE OFFONG/ORUK | ▶ |  | N115,239,716.88 |
| UYO              | ▶ |  | N177,123,755.08 |

# FEDERATION ACCOUNT ALLOCATION COMMITTEE (FAAC) MARCH 2020 DISBURSEMENT

Distribution of Revenue Allocation to State Governments and Local Governments by FAAC for the month of February, 2020 Shared in March, 2020



## ANAMBRA STATE



### LGAs

**Gross Statutory Allocation** **N2,212,138,415.13**

**Deduction** **N0.00**

**Value Added Tax** **N746,969,487.73**

Exchange Gain Allocation =N3,608,017.62

Dist. of '=N= 15.198 from FOREX Equal. Account =N71,700,296.62

**Total Allocation**  
**N3,034,416,217.10**





## Total Allocation

|               |   |   |                        |
|---------------|---|---|------------------------|
| AGUATA        | ▶ |    | <b>N198,091,080.88</b> |
| ANAMBRA EAST  | ▶ |    | <b>N131,459,682.41</b> |
| ANAMBRA WEST  | ▶ |    | <b>N135,282,952.70</b> |
| ANIOCHA       | ▶ |    | <b>N164,718,870.39</b> |
| AWKA NORTH    | ▶ |    | <b>N123,115,731.02</b> |
| AWKA SOUTH    | ▶ |    | <b>N142,572,400.13</b> |
| AYAMELUM      | ▶ |   | <b>N132,557,842.07</b> |
| DUNUKOFIA     | ▶ |  | <b>N117,681,761.49</b> |
| EKWUSIGWO     | ▶ |  | <b>N131,855,934.14</b> |
| IDEMILI NORTH | ▶ |  | <b>N208,480,611.93</b> |
| IDEMILI SOUTH | ▶ |  | <b>N145,155,273.45</b> |
| IHALA         | ▶ |  | <b>N175,978,360.24</b> |
| NJIKOKA       | ▶ |  | <b>N129,957,939.55</b> |
| NNEWI NORTH   | ▶ |  | <b>N129,758,586.54</b> |
| NNEWI SOUTH   | ▶ |  | <b>N154,479,492.85</b> |
| OGBARU        | ▶ |  | <b>N148,479,922.19</b> |
| ONISHA NORTH  | ▶ |  | <b>N123,681,198.86</b> |
| ONISHA SOUTH  | ▶ |  | <b>N127,869,674.88</b> |



*Total Allocation*

|                     |   |  |                        |
|---------------------|---|--|------------------------|
| <b>ORUMBA NORTH</b> | ▶ |  | <b>N138,074,979.79</b> |
| <b>ORUMBA SOUTH</b> | ▶ |  | <b>N140,352,071.01</b> |
| <b>OYI</b>          | ▶ |  | <b>N134,811,850.56</b> |

# FEDERATION ACCOUNT ALLOCATION COMMITTEE (FAAC) MARCH 2020 DISBURSEMENT

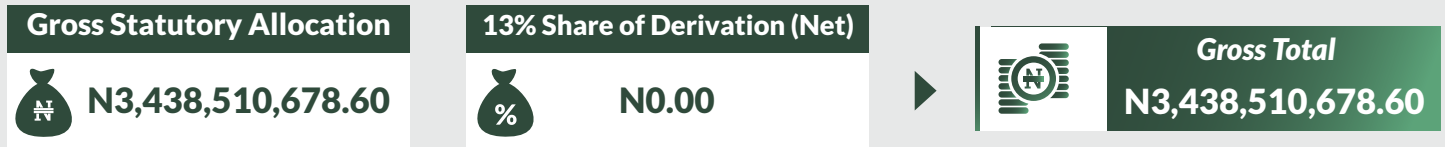
Distribution of Revenue Allocation to State Governments and Local Governments by FAAC for the month of February, 2020 Shared in March, 2020




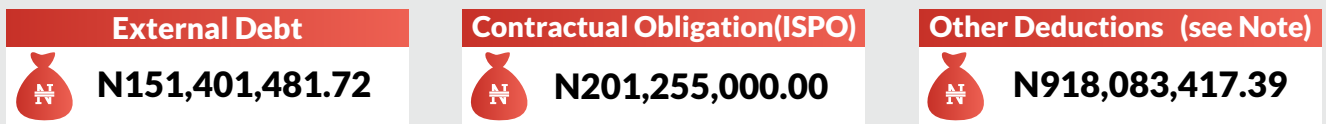
## BAUCHI STATE

 **20**  
No. of LGCs


### BENEFICIARIES



### DEDUCTIONS

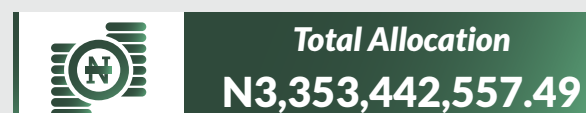


### LGAs



Exchange Gain Allocation =N4,095,813.98

Dist. of 'N= 15.198 from FOREX Equal. Account =N81,394,025.26





*Total Allocation*

|                      |   |  |                        |
|----------------------|---|--|------------------------|
| <b>ALKALERI</b>      | ▶ |  | <b>N215,556,801.75</b> |
| <b>BAUCHI</b>        | ▶ |  | <b>N262,469,100.84</b> |
| <b>BOGORO</b>        | ▶ |  | <b>N117,850,354.63</b> |
| <b>DAMBAN</b>        | ▶ |  | <b>N138,902,996.73</b> |
| <b>DARAZO</b>        | ▶ |  | <b>N174,553,528.05</b> |
| <b>DASS</b>          | ▶ |  | <b>N117,593,763.85</b> |
| <b>GAMAWA</b>        | ▶ |  | <b>N184,609,305.31</b> |
| <b>GANJUWA</b>       | ▶ |  | <b>N183,469,132.83</b> |
| <b>GIADE</b>         | ▶ |  | <b>N134,153,256.85</b> |
| <b>I/GADAU</b>       | ▶ |  | <b>N153,979,391.71</b> |
| <b>JAMA'ARE</b>      | ▶ |  | <b>N119,881,387.44</b> |
| <b>KATAGUM</b>       | ▶ |  | <b>N181,619,905.13</b> |
| <b>KIRFI</b>         | ▶ |  | <b>N146,573,216.35</b> |
| <b>MISAU</b>         | ▶ |  | <b>N173,840,386.27</b> |
| <b>NINGI</b>         | ▶ |  | <b>N220,104,552.21</b> |
| <b>SHIRA</b>         | ▶ |  | <b>N166,533,387.39</b> |
| <b>TAFAWA BALEWA</b> | ▶ |  | <b>N163,447,575.38</b> |
| <b>TORO</b>          | ▶ |  | <b>N223,889,989.15</b> |



*Total Allocation*

|              |   |   |                        |
|--------------|---|---|------------------------|
| <b>WARJI</b> | ▶ |  | <b>N128,654,375.39</b> |
| <b>ZAKI</b>  | ▶ |  | <b>N145,760,150.21</b> |

# FEDERATION ACCOUNT ALLOCATION COMMITTEE (FAAC) MARCH 2020 DISBURSEMENT




Distribution of Revenue Allocation to State Governments and Local Governments by FAAC for the month of February, 2020 Shared in March, 2020

## BAYELSA STATE







 **No. of LGCs** **8**

### BENEFICIARIES




|  |  |   |
|--|--|---|
| <b>Gross Statutory Allocation</b><br> <b>N2,543,520,566.55</b> | <b>13% Share of Derivation (Net)</b><br> <b>N8,297,783,235.41</b> | <b>Gross Total</b><br> <b>N10,841,303,801.96</b> |
|--|--|---|

### DEDUCTIONS

|   |  |  |
|---|--|--|
| <b>External Debt</b><br> <b>N42,171,744.99</b> | <b>Contractual Obligation (ISPO)</b><br> <b>N0.00</b> | <b>Other Deductions (see Note)</b><br> <b>N1,431,714,433.87</b> |
|---|--|--|


|  |   |   |
|--|---|---|
| <b>Net Statutory Allocation</b><br><b>N9,367,417,623.10</b>            |  | <b>Gross VAT Allocation</b><br><b>N866,742,636.21</b> |
| <b>Distribution of Exchange Gain</b><br>=N20,628,258.39                |   | <b>Deductions</b><br>-----                            |
| <b>Dist. of '=N= 15.198 from FOREX Equal. Account =N434,245,657.27</b> |   | <b>Net VAT Allocation</b><br><b>N866,742,636.21</b>   |
| <b>Total Gross Amount</b><br><b>N12,162,920,353.83</b>                 |   | <b>Total Net Amount</b><br><b>N10,689,034,174.97</b>  |

### LGAs

|                                   |   |                          |
|-----------------------------------|---|--------------------------|
| <b>Gross Statutory Allocation</b> |  | <b>N1,022,156,365.13</b> |
| <b>Deduction</b>                  |  | <b>N 0.00</b>            |
| <b>Value Added Tax</b>            |  | <b>N317,048,473.04</b>   |

Exchange Gain Allocation =N1,667,146.21

Dist. of '=N= 15.198 from FOREX Equal. Account =N33,130,347.57

 **Total Allocation**  
**N1,374,002,331.96**






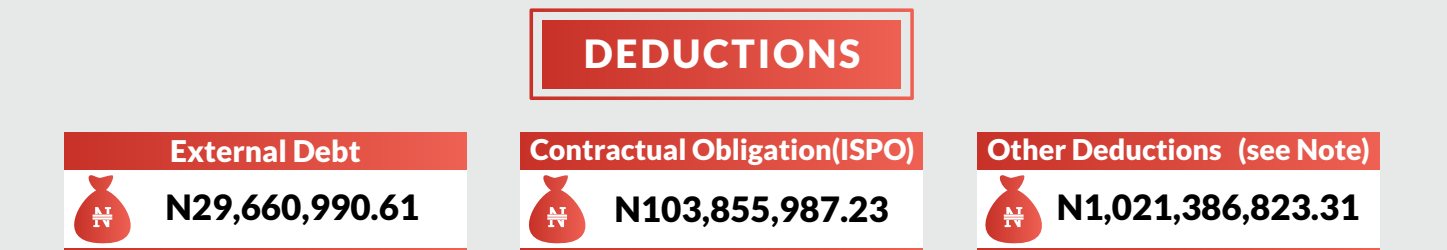
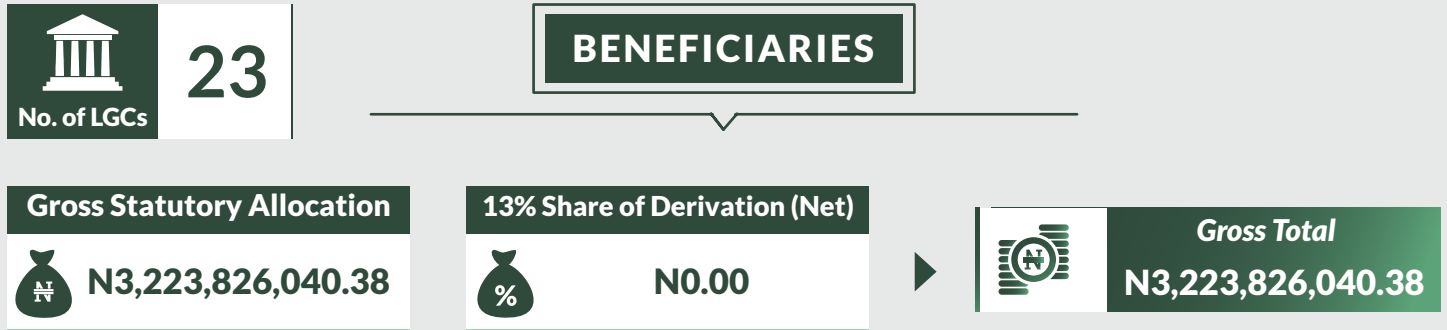
*Total Allocation*

|                         |   |  |                        |
|-------------------------|---|--|------------------------|
| <b>BRASS</b>            | ▶ |  | <b>N163,473,264.55</b> |
| <b>EKERMOR</b>          | ▶ |  | <b>N188,006,798.89</b> |
| <b>KOLOKUMA/OPOKUMA</b> | ▶ |  | <b>N126,305,719.01</b> |
| <b>NEMBE</b>            | ▶ |  | <b>N152,425,257.31</b> |
| <b>OGBIA</b>            | ▶ |  | <b>N161,860,574.35</b> |
| <b>SAGBAMA</b>          | ▶ |  | <b>N160,264,482.51</b> |
| <b>SOUTHERN IJAW</b>    | ▶ |  | <b>N216,163,438.80</b> |
| <b>YENAGOA</b>          | ▶ |  | <b>N205,502,796.55</b> |


# FEDERATION ACCOUNT ALLOCATION COMMITTEE (FAAC) MARCH 2020 DISBURSEMENT

Distribution of Revenue Allocation to State Governments and Local Governments by FAAC for the month of February, 2020 Shared in March, 2020

## BENUE STATE

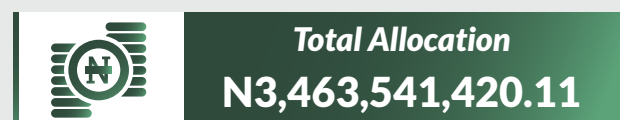


### LGAs



Exchange Gain Allocation =N4,456,879.52

Dist. of 'N= 15.198 from FOREX Equal. Account =N88,569,296.73





*Total Allocation*

|                    |   |  |                        |
|--------------------|---|--|------------------------|
| <b>ADO</b>         | ▶ |  | <b>N151,817,568.00</b> |
| <b>AGATU</b>       | ▶ |  | <b>N132,781,574.93</b> |
| <b>APA</b>         | ▶ |  | <b>N127,999,035.68</b> |
| <b>BURUKU</b>      | ▶ |  | <b>N155,141,354.24</b> |
| <b>GBOKO</b>       | ▶ |  | <b>N203,448,742.93</b> |
| <b>GUMA</b>        | ▶ |  | <b>N161,904,049.35</b> |
| <b>GWER EAST</b>   | ▶ |  | <b>N153,094,734.70</b> |
| <b>GWER WEST</b>   | ▶ |  | <b>N132,387,585.23</b> |
| <b>KATSINA ALA</b> | ▶ |  | <b>N168,182,536.36</b> |
| <b>KONSHISHA</b>   | ▶ |  | <b>N160,835,055.04</b> |
| <b>KWANDE</b>      | ▶ |  | <b>N181,299,617.38</b> |
| <b>LOGO</b>        | ▶ |  | <b>N141,184,777.65</b> |
| <b>MAKURDI</b>     | ▶ |  | <b>N173,128,645.67</b> |
| <b>OBI</b>         | ▶ |  | <b>N123,417,052.16</b> |
| <b>OGBADIBO</b>    | ▶ |  | <b>N130,621,026.05</b> |
| <b>OHIMINI</b>     | ▶ |  | <b>N117,271,279.80</b> |
| <b>OJU</b>         | ▶ |  | <b>N149,947,058.17</b> |
| <b>OKPOKWU</b>     | ▶ |  | <b>N142,647,717.07</b> |



*Total Allocation*

|                  |   |   |                        |
|------------------|---|---|------------------------|
| <b>OTUKPO</b>    | ▶ |  | <b>N168,304,255.77</b> |
| <b>TARKA</b>     | ▶ |  | <b>N114,176,053.39</b> |
| <b>UKUM</b>      | ▶ |  | <b>N158,124,479.72</b> |
| <b>USHONGO</b>   | ▶ |  | <b>N152,773,214.74</b> |
| <b>VANDEIKYA</b> | ▶ |  | <b>N163,054,006.07</b> |

# FEDERATION ACCOUNT ALLOCATION COMMITTEE (FAAC) MARCH 2020 DISBURSEMENT

Distribution of Revenue Allocation to State Governments and Local Governments by FAAC for the month of February, 2020 Shared in March, 2020




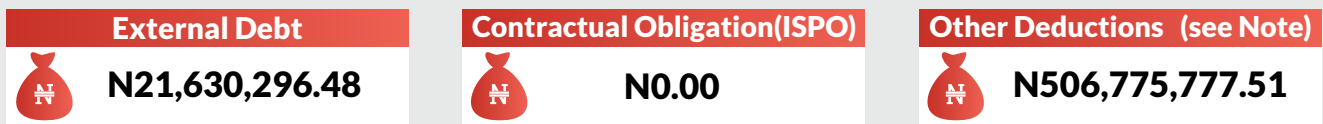
## BORNO STATE

 **27**  
No. of LGCs

### BENEFICIARIES



### DEDUCTIONS



### LGAs


**Gross Statutory Allocation**  **N2,966,774,304.77**

**Deduction**  **N 0.00**

**Value Added Tax**  **N871,155,734.23**

Exchange Gain Allocation =N4,838,835.53

Dist. of 'N= 15.198 from FOREX Equal. Account =N96,159,714.15

 **Total Allocation**  
**N3,938,928,588.68**



*Total Allocation*

|                    |   |  |                        |
|--------------------|---|--|------------------------|
| <b>ABADAN</b>      | ▶ |  | <b>N139,462,554.15</b> |
| <b>ASKIRA UBA</b>  | ▶ |  | <b>N138,431,160.59</b> |
| <b>BAMA</b>        | ▶ |  | <b>N190,809,889.33</b> |
| <b>BAYO</b>        | ▶ |  | <b>N113,748,644.64</b> |
| <b>BIU</b>         | ▶ |  | <b>N153,782,692.81</b> |
| <b>CHIBOK</b>      | ▶ |  | <b>N112,602,012.18</b> |
| <b>DAMBOA</b>      | ▶ |  | <b>N182,544,452.49</b> |
| <b>DIKWA</b>       | ▶ |  | <b>N124,815,472.65</b> |
| <b>GUBIO</b>       | ▶ |  | <b>N146,061,265.50</b> |
| <b>GUZAMALA</b>    | ▶ |  | <b>N125,282,955.92</b> |
| <b>GWOZA</b>       | ▶ |  | <b>N180,610,939.10</b> |
| <b>HAWUL</b>       | ▶ |  | <b>N128,975,506.81</b> |
| <b>JERE</b>        | ▶ |  | <b>N150,515,823.15</b> |
| <b>KAGA</b>        | ▶ |  | <b>N128,838,992.29</b> |
| <b>KALA BALGE</b>  | ▶ |  | <b>N118,757,993.60</b> |
| <b>KONDUGA</b>     | ▶ |  | <b>N168,656,142.16</b> |
| <b>KUKAWA</b>      | ▶ |  | <b>N176,108,971.78</b> |
| <b>KWAYA KUSAR</b> | ▶ |  | <b>N103,665,465.22</b> |





*Total Allocation*


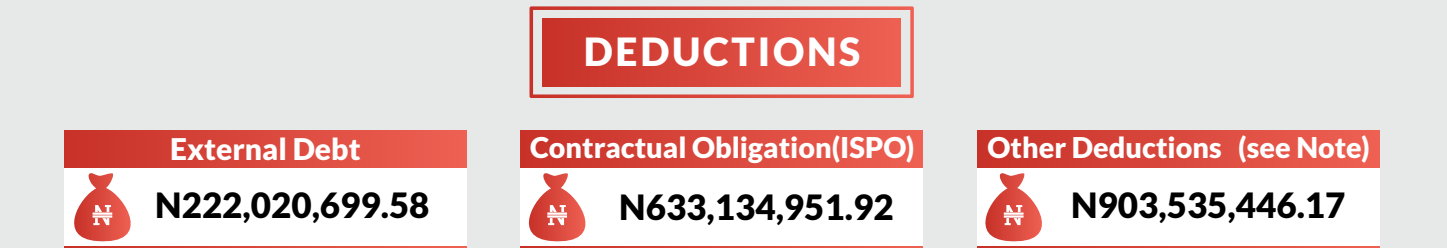
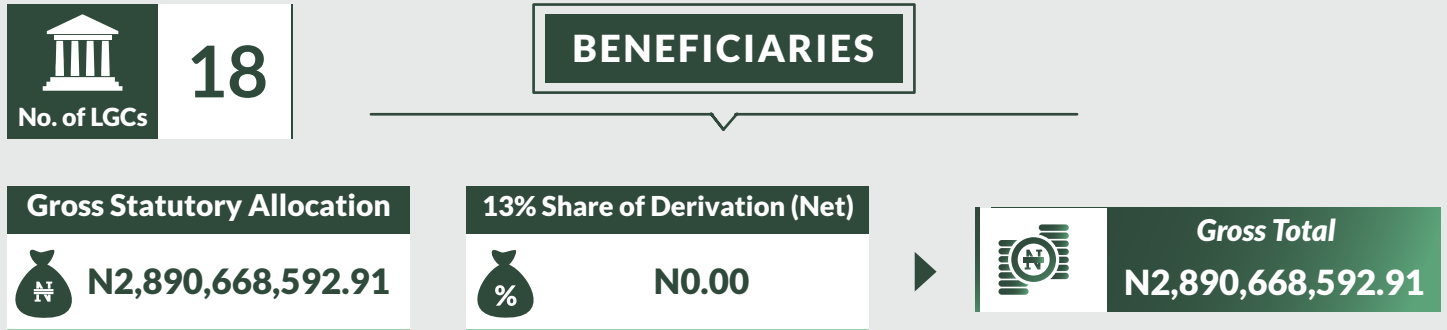
|                        |   |  |                        |
|------------------------|---|--|------------------------|
| <b>MAFA</b>            | ▶ |  | <b>N134,065,671.95</b> |
| <b>MAGUMERI</b>        | ▶ |  | <b>N155,924,566.75</b> |
| <b>MAIDUGURI METRO</b> | ▶ |  | <b>N239,250,030.47</b> |
| <b>MARTE</b>           | ▶ |  | <b>N143,876,879.53</b> |
| <b>MOBBAR</b>          | ▶ |  | <b>N135,200,549.77</b> |
| <b>MONGUNO</b>         | ▶ |  | <b>N132,205,798.88</b> |
| <b>NGALA</b>           | ▶ |  | <b>N155,837,694.23</b> |
| <b>NGANZAI</b>         | ▶ |  | <b>N130,903,440.51</b> |
| <b>SHANI</b>           | ▶ |  | <b>N127,993,022.26</b> |

# FEDERATION ACCOUNT ALLOCATION COMMITTEE (FAAC) MARCH 2020 DISBURSEMENT

Distribution of Revenue Allocation to State Governments and Local Governments by FAAC for the month of February, 2020 Shared in March, 2020




## CROSS RIVER STATE



### LGAs


**Gross Statutory Allocation**  **N1,912,585,953.04**

**Deduction**  **N(38,551,266.10)**

**Value Added Tax**  **N586,451,013.17**

Exchange Gain Allocation =N3,119,444.86

Dist. of 'N= 15.198 from FOREX Equal. Account =N61,991,139.08

 **Total Allocation**  
**N2,525,596,284.05**



## Total Allocation

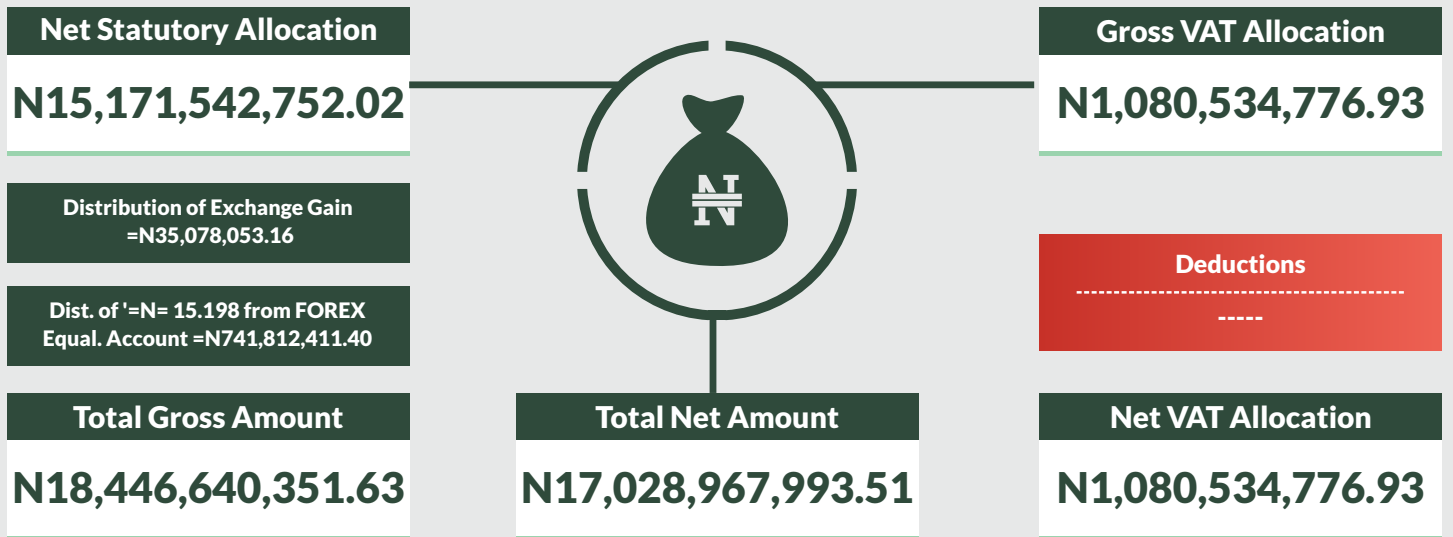
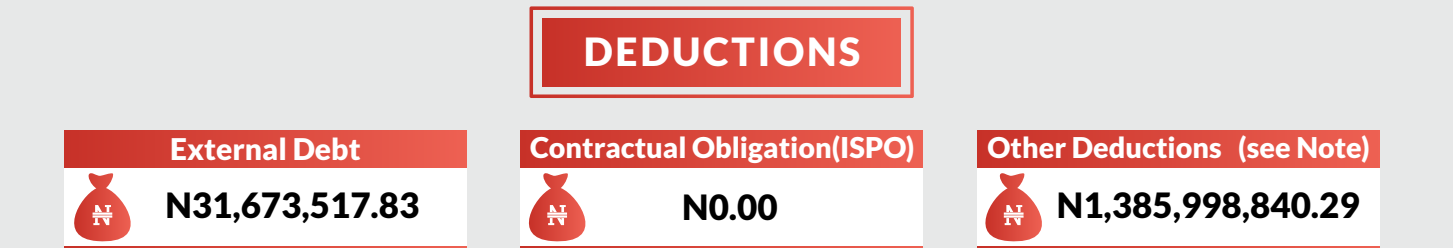
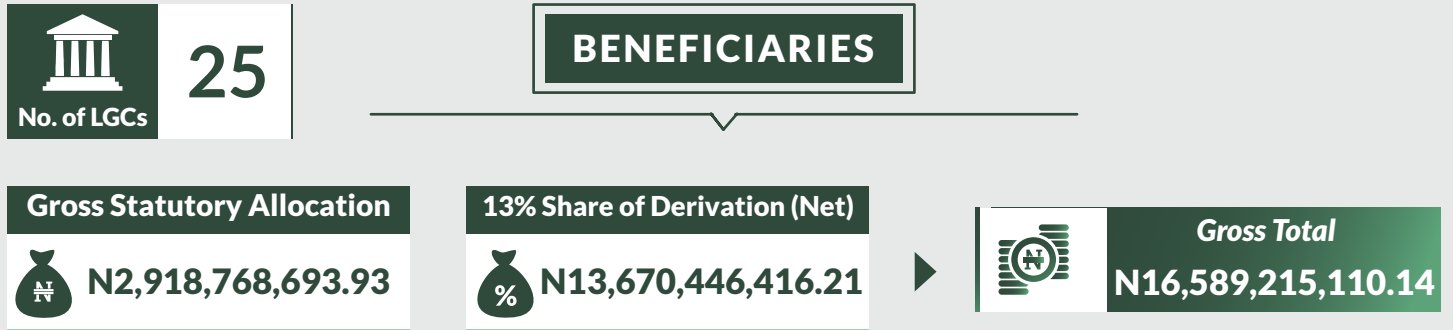
|                   |   |  |                 |
|-------------------|---|--|-----------------|
| ABI               | ▶ |  | N134,744,139.95 |
| AKAMKPA           | ▶ |  | N161,709,674.99 |
| AKPABUYO          | ▶ |  | N164,521,401.68 |
| BAKASSI           | ▶ |  | N103,856,321.09 |
| BEKWARA           | ▶ |  | N124,549,341.85 |
| BIASE             | ▶ |  | N143,350,538.05 |
| BOKI              | ▶ |  | N160,656,707.78 |
| CALABAR MUNICIPAL | ▶ |  | N133,945,116.30 |
| CALABAR SOUTH     | ▶ |  | N141,383,813.50 |
| ETUNG             | ▶ |  | N110,515,251.31 |
| IKOM              | ▶ |  | N146,647,526.28 |
| OBANLIKU          | ▶ |  | N126,805,859.12 |
| OBUBRA            | ▶ |  | N141,782,201.83 |
| OBUDU             | ▶ |  | N135,155,045.71 |
| ODUKPANI          | ▶ |  | N151,174,930.29 |
| OGAJA             | ▶ |  | N142,747,772.25 |
| YAKURR            | ▶ |  | N144,883,953.13 |
| YALA              | ▶ |  | N157,166,688.94 |

# FEDERATION ACCOUNT ALLOCATION COMMITTEE (FAAC) MARCH 2020 DISBURSEMENT

Distribution of Revenue Allocation to State Governments and Local Governments by FAAC for the month of February, 2020 Shared in March, 2020



## DELTA STATE



### LGAs

**Gross Statutory Allocation** **N2,450,704,591.98**

**Deduction** **N 0.00**

**Value Added Tax** **N823,781,428.06**

Exchange Gain Allocation =N3,997,121.20





Dist. of 'N= 15.198 from FOREX Equal. Account =N79,432,753.83

**Total Allocation**

**N3,357,915,895.08**



## Total Allocation

|                |   |   |                        |
|----------------|---|---|------------------------|
| ANIOCHA NORTH  | ▶ |    | <b>N115,293,508.24</b> |
| ANIOCHA SOUTH  | ▶ |    | <b>N125,563,864.35</b> |
| BOMADI         | ▶ |    | <b>N108,136,986.41</b> |
| BURUTU         | ▶ |    | <b>N151,897,487.16</b> |
| ETHIOPE EAST   | ▶ |    | <b>N140,843,871.80</b> |
| ETHIOPE WEST   | ▶ |    | <b>N143,602,213.49</b> |
| IKA NORTH EAST | ▶ |   | <b>N148,711,429.60</b> |
| IKA SOUTH      | ▶ |  | <b>N140,444,026.46</b> |
| ISOKO NORTH    | ▶ |  | <b>N132,807,924.60</b> |
| ISOKO SOUTH    | ▶ |  | <b>N150,578,808.83</b> |
| NDOKWA EAST    | ▶ |  | <b>N123,852,513.02</b> |
| NDOKWA WEST    | ▶ |  | <b>N130,039,882.01</b> |
| OKPE           | ▶ |  | <b>N120,456,962.00</b> |
| OSHIMILI NORTH | ▶ |  | <b>N117,580,865.08</b> |
| OSHIMILI SOUTH | ▶ |  | <b>N127,452,807.74</b> |
| PATANI         | ▶ |  | <b>N105,133,564.69</b> |
| SAPELE         | ▶ |  | <b>N132,840,698.09</b> |
| UDU            | ▶ |  | <b>N135,965,051.17</b> |


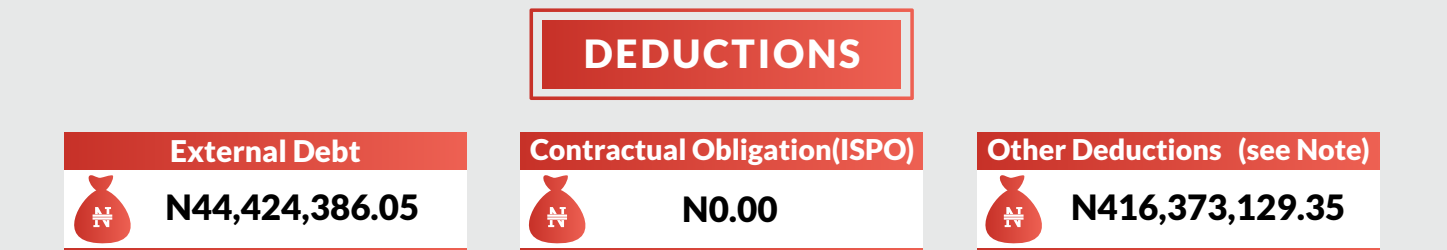
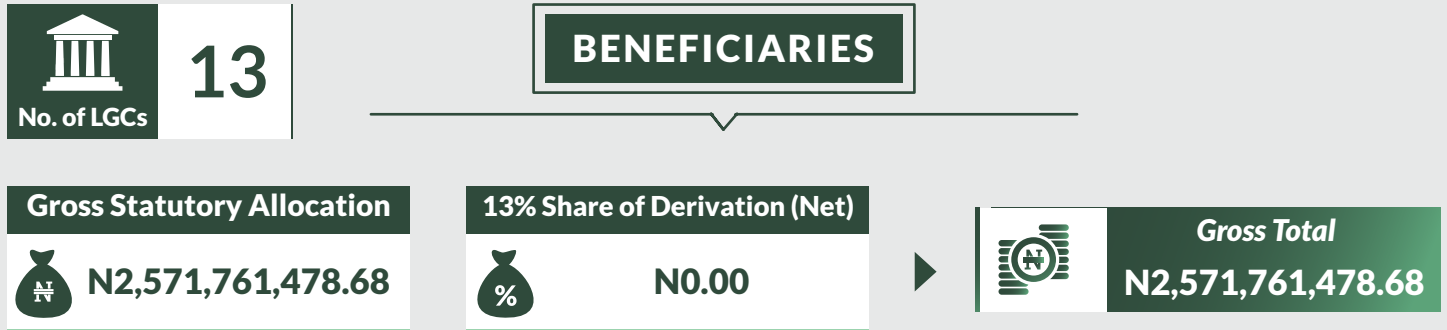
*Total Allocation*

|                  |   |  |                        |
|------------------|---|--|------------------------|
| UGHELLI NORTH    | ▶ |  | <b>N180,260,591.31</b> |
| UGHELLI SOUTH    | ▶ |  | <b>N144,524,532.03</b> |
| UKWUANI          | ▶ |  | <b>N115,680,272.67</b> |
| UVWIE            | ▶ |  | <b>N135,622,656.13</b> |
| WARRI SOUTH      | ▶ |  | <b>N167,852,781.06</b> |
| WARRI NORTH      | ▶ |  | <b>N134,145,536.03</b> |
| WARRI SOUTH-WEST | ▶ |  | <b>N128,627,061.09</b> |


# FEDERATION ACCOUNT ALLOCATION COMMITTEE (FAAC) MARCH 2020 DISBURSEMENT

Distribution of Revenue Allocation to State Governments and Local Governments by FAAC for the month of February, 2020 Shared in March, 2020

## EBONYI STATE

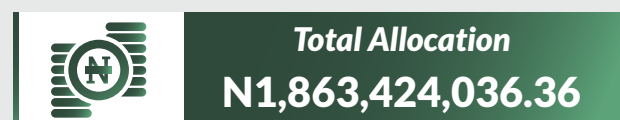


### LGAs



Exchange Gain Allocation =N2,307,564.27

Dist. of 'N= 15.198 from FOREX Equal. Account =N45,857,049.52





*Total Allocation*

|                     |   |  |                        |
|---------------------|---|--|------------------------|
| <b>ABAKALIKI</b>    | ▶ |  | <b>N142,104,254.30</b> |
| <b>AFIKPO NORTH</b> | ▶ |  | <b>N135,655,088.49</b> |
| <b>AFIKPO SOUTH</b> | ▶ |  | <b>N136,586,685.51</b> |
| <b>EBONYI</b>       | ▶ |  | <b>N130,721,990.85</b> |
| <b>EZZA NORTH</b>   | ▶ |  | <b>N131,696,612.24</b> |
| <b>EZZA SOUTH</b>   | ▶ |  | <b>N134,824,960.76</b> |
| <b>IKWO</b>         | ▶ |  | <b>N158,212,054.04</b> |
| <b>ISHIELU</b>      | ▶ |  | <b>N139,745,080.50</b> |
| <b>IVO</b>          | ▶ |  | <b>N127,273,956.70</b> |
| <b>IZZI</b>         | ▶ |  | <b>N173,485,701.05</b> |
| <b>OHAOZARA</b>     | ▶ |  | <b>N136,845,495.13</b> |
| <b>OHAUKWU</b>      | ▶ |  | <b>N151,147,014.83</b> |
| <b>ONICHA</b>       | ▶ |  | <b>N165,125,141.96</b> |



# FEDERATION ACCOUNT ALLOCATION COMMITTEE (FAAC) MARCH 2020 DISBURSEMENT

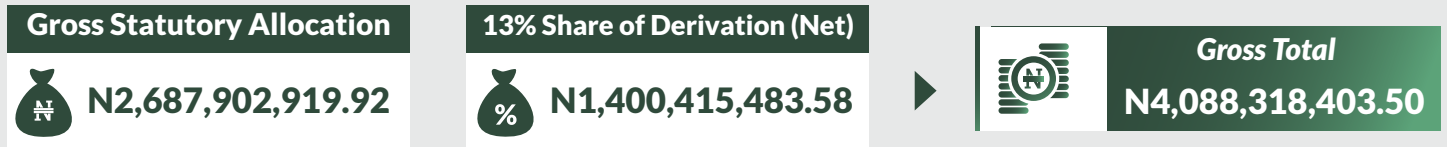
Distribution of Revenue Allocation to State Governments and Local Governments by FAAC for the month of February, 2020 Shared in March, 2020




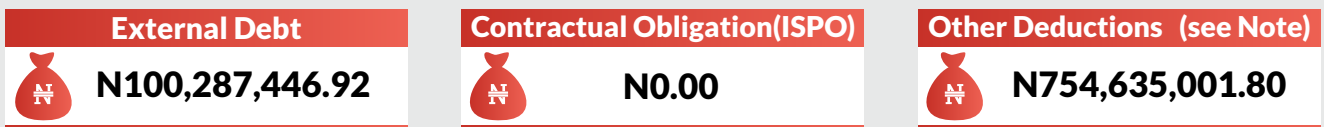
## EDO STATE

 **18**  
No. of LGCs


### BENEFICIARIES



### DEDUCTIONS

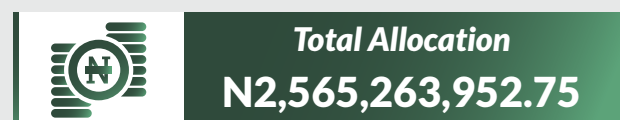


### LGAs

















Exchange Gain Allocation =₦3,058,338.73

Dist. of 'N= 15.198 from FOREX Equal. Account =₦60,776,807.97





## Total Allocation

|                 |   |   |                        |
|-----------------|---|---|------------------------|
| AKOKO EDO       | ▶ |    | <b>N175,185,802.73</b> |
| EGOR            | ▶ |    | <b>N173,828,782.97</b> |
| ESAN CENTRAL    | ▶ |    | <b>N114,288,716.17</b> |
| ESAN NORTH EAST | ▶ |    | <b>N117,761,645.72</b> |
| ESAN SOUTH EAST | ▶ |    | <b>N138,309,202.01</b> |
| ESAN WEST       | ▶ |    | <b>N119,754,379.93</b> |
| ETSAKO CENTRAL  | ▶ |    | <b>N117,664,389.98</b> |
| ETSAKO EAST     | ▶ |  | <b>N135,438,009.69</b> |
| ETSAKO WEST     | ▶ |  | <b>N149,378,776.64</b> |
| IGUEBEN         | ▶ |  | <b>N109,639,715.64</b> |
| IKPOBA OKHA     | ▶ |  | <b>N189,584,561.36</b> |
| OREDO           | ▶ |  | <b>N193,956,229.07</b> |
| ORHIONWON       | ▶ |  | <b>N149,156,364.88</b> |
| OVIA NORTH EAST | ▶ |  | <b>N141,866,303.65</b> |
| OVIA SOUTH WEST | ▶ |  | <b>N150,528,565.55</b> |
| OWAN EAST       | ▶ |  | <b>N137,268,485.32</b> |
| OWAN WEST       | ▶ |  | <b>N114,573,730.63</b> |
| UHUNMWODE       | ▶ |  | <b>N137,080,290.80</b> |

# FEDERATION ACCOUNT ALLOCATION COMMITTEE (FAAC) MARCH 2020 DISBURSEMENT

Distribution of Revenue Allocation to State Governments and Local Governments by FAAC for the month of February, 2020 Shared in March, 2020



## EKITI STATE

**No. of LGCs** **16**

### BENEFICIARIES

|   |  |  |
|---|--|--|
| <b>Gross Statutory Allocation</b><br><b>N2,570,310,248.67</b> | <b>13% Share of Derivation (Net)</b><br><b>N0.00</b> | <b>Gross Total</b><br><b>N2,570,310,248.67</b> |
|---|--|--|

### DEDUCTIONS

|   |  |  |
|---|--|--|
| <b>External Debt</b><br><b>N98,939,420.89</b> | <b>Contractual Obligation (ISPO)</b><br><b>N102,458,000.01</b> | <b>Other Deductions (see Note)</b><br><b>N577,098,993.81</b> |
|---|--|--|

|   |  |   |
|---|--|---|
| <b>Net Statutory Allocation</b><br><b>N1,791,813,833.96</b>           |  | <b>Gross VAT Allocation</b><br><b>N891,121,781.05</b> |
| <b>Distribution of Exchange Gain</b><br>=N4,192,199.10                |  | <b>Deductions</b><br>-----                            |
| <b>Dist. of '=N= 15.198 from FOREX Equal. Account =N83,309,437.59</b> |  | <b>Net VAT Allocation</b><br><b>N891,121,781.05</b>   |
| <b>Total Gross Amount</b><br><b>N3,548,933,666.41</b>                 |  | <b>Total Net Amount</b><br><b>N2,770,437,251.70</b>   |

### LGAs

**Gross Statutory Allocation** **N1,488,913,849.88**

**Deduction** **N 0.00**

**Value Added Tax** **N505,952,881.89**

Exchange Gain Allocation =N2,428,431.86

Dist. of '=N= 15.198 from FOREX Equal. Account =N48,258,989.56

**Total Allocation**  
**N2,045,554,153.19**



*Total Allocation*

|                          |   |  |                        |
|--------------------------|---|--|------------------------|
| <b>ADO EKITI</b>         | ▶ |  | <b>N167,626,238.51</b> |
| <b>AIYEKIRE</b>          | ▶ |  | <b>N126,620,237.08</b> |
| <b>EFON</b>              | ▶ |  | <b>N117,944,838.15</b> |
| <b>EKITI EAST</b>        | ▶ |  | <b>N124,438,316.43</b> |
| <b>EKITI SOUTH WEST</b>  | ▶ |  | <b>N131,875,558.61</b> |
| <b>EKITI WEST</b>        | ▶ |  | <b>N134,814,405.77</b> |
| <b>EMURE</b>             | ▶ |  | <b>N111,057,299.79</b> |
| <b>IDO-OSI</b>           | ▶ |  | <b>N134,898,163.10</b> |
| <b>IJERO</b>             | ▶ |  | <b>N146,400,465.50</b> |
| <b>IKERE</b>             | ▶ |  | <b>N127,343,393.09</b> |
| <b>IKOLE</b>             | ▶ |  | <b>N135,675,596.39</b> |
| <b>ILEJEMEJI</b>         | ▶ |  | <b>N96,370,184.33</b>  |
| <b>IREPODUN/IFELODUN</b> | ▶ |  | <b>N121,591,426.12</b> |
| <b>ISE/ORUN</b>          | ▶ |  | <b>N118,314,979.57</b> |
| <b>MOBA</b>              | ▶ |  | <b>N127,052,912.50</b> |
| <b>OYE</b>               | ▶ |  | <b>N123,530,138.27</b> |

# FEDERATION ACCOUNT ALLOCATION COMMITTEE (FAAC) MARCH 2020 DISBURSEMENT

Distribution of Revenue Allocation to State Governments and Local Governments by FAAC for the month of February, 2020 Shared in March, 2020

## ENUGU STATE


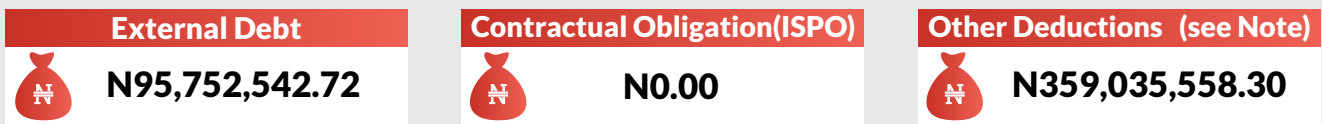


 **17**  
No. of LGCs


### BENEFICIARIES



### DEDUCTIONS

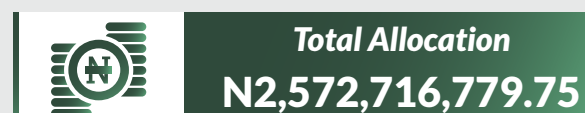


### LGAs



Exchange Gain Allocation =N3,107,317.62

Dist. of 'N= 15.198 from FOREX Equal. Account =N61,750,140.47





*Total Allocation*

|                |   |  |                        |
|----------------|---|--|------------------------|
| AGWU           | ▶ |  | <b>N152,325,419.37</b> |
| ANINRI         | ▶ |  | <b>N129,524,468.35</b> |
| ENUGU EAST     | ▶ |  | <b>N174,305,816.86</b> |
| ENUGU NORTH    | ▶ |  | <b>N163,966,313.75</b> |
| ENUGU SOUTH    | ▶ |  | <b>N156,629,355.10</b> |
| EZEAGU         | ▶ |  | <b>N149,964,866.26</b> |
| IGBO ETITI     | ▶ |  | <b>N153,834,126.39</b> |
| IGBO EZE NORTH | ▶ |  | <b>N166,963,287.61</b> |
| IGBO EZE SOUTH | ▶ |  | <b>N147,756,371.34</b> |
| ISI UZO        | ▶ |  | <b>N140,351,618.77</b> |
| NKANU EAST     | ▶ |  | <b>N145,440,494.94</b> |
| NKANU WEST     | ▶ |  | <b>N142,012,297.52</b> |
| NSUKKA         | ▶ |  | <b>N185,697,801.44</b> |
| OJI RIVER      | ▶ |  | <b>N128,402,257.75</b> |
| UDENU          | ▶ |  | <b>N142,418,222.99</b> |
| UDI            | ▶ |  | <b>N160,891,180.38</b> |
| UZO UWANI      | ▶ |  | <b>N132,232,880.93</b> |

# FEDERATION ACCOUNT ALLOCATION COMMITTEE (FAAC) MARCH 2020 DISBURSEMENT


Distribution of Revenue Allocation to State Governments and Local Governments by FAAC for the month of February, 2020 Shared in March, 2020






## GOMBE STATE


 **11**  
No. of LGCs

### BENEFICIARIES




|  |  |  |
|--|--|--|
| <b>Gross Statutory Allocation</b><br> <b>N2,707,662,276.85</b> | <b>13% Share of Derivation (Net)</b><br> <b>N0.00</b> | <b>Gross Total</b><br> <b>N2,707,662,276.85</b> |
|--|--|--|

### DEDUCTIONS

|   |  |  |
|---|--|--|
| <b>External Debt</b><br> <b>N38,851,191.56</b> | <b>Contractual Obligation (ISPO)</b><br> <b>N533,792,423.91</b> | <b>Other Deductions (see Note)</b><br> <b>N397,856,398.70</b> |
|---|--|--|


|  |   |   |
|--|---|---|
| <b>Net Statutory Allocation</b><br><b>N1,737,162,262.68</b>          |  | <b>Gross VAT Allocation</b><br><b>N887,855,299.77</b> |
| <b>Distribution of Exchange Gain</b><br>=N4,416,221.49               |   | <b>Deductions</b><br>-----                            |
| <b>Dist. of 'N= 15.198 from FOREX Equal. Account =N87,761,320.48</b> |   | <b>Net VAT Allocation</b><br><b>N887,855,299.77</b>   |
| <b>Total Gross Amount</b><br><b>N3,687,695,118.59</b>                |   | <b>Total Net Amount</b><br><b>N2,717,195,104.42</b>   |

### LGAs

|                                   |   |                          |
|-----------------------------------|---|--------------------------|
| <b>Gross Statutory Allocation</b> |  | <b>N1,305,410,471.44</b> |
| <b>Deduction</b>                  |  | <b>N(53,983,557.43)</b>  |
| <b>Value Added Tax</b>            |  | <b>N399,047,951.92</b>   |

Exchange Gain Allocation =N2,129,136.20

Dist. of 'N= 15.198 from FOREX Equal. Account =N42,311,239.38

 **Total Allocation**  
**N1,694,915,241.51**

*Total Allocation*

|              |   |  |                        |
|--------------|---|--|------------------------|
| AKKO         | ▶ |  | <b>N201,823,412.16</b> |
| BALANGA      | ▶ |  | <b>N148,811,280.14</b> |
| BILLIRI      | ▶ |  | <b>N148,850,084.18</b> |
| DUKKU        | ▶ |  | <b>N159,804,636.17</b> |
| FUNAKAYE     | ▶ |  | <b>N158,284,244.89</b> |
| GOMBE        | ▶ |  | <b>N171,643,522.92</b> |
| KALTUNGO     | ▶ |  | <b>N133,958,453.66</b> |
| KWAMI        | ▶ |  | <b>N144,898,573.08</b> |
| NAFADA       | ▶ |  | <b>N130,790,785.08</b> |
| SHOMGOM      | ▶ |  | <b>N126,312,332.47</b> |
| YAMALTU/DEBA | ▶ |  | <b>N169,737,916.75</b> |



# FEDERATION ACCOUNT ALLOCATION COMMITTEE (FAAC) MARCH 2020 DISBURSEMENT

Distribution of Revenue Allocation to State Governments and Local Governments by FAAC for the month of February, 2020 Shared in March, 2020



## IMO STATE

**27**  
No. of LGCs

### BENEFICIARIES

|  |   |   |
|--|---|---|
| <b>Gross Statutory Allocation</b><br>₦2,988,783,664.73 | <b>13% Share of Derivation (Net)</b><br>₦866,158,974.86 | <b>Gross Total</b><br>₦3,854,942,639.59 |
|--|---|---|

### DEDUCTIONS

|  |   |   |
|--|---|---|
| <b>External Debt</b><br>₦55,064,324.16 | <b>Contractual Obligation (ISPO)</b><br>₦0.00 | <b>Other Deductions (see Note)</b><br>₦1,008,399,955.69 |
|--|---|---|

|  |  |  |
|--|--|--|
| <b>Net Statutory Allocation</b><br>₦2,791,478,359.74                     |  | <b>Gross VAT Allocation</b><br>₦1,059,284,419.89 |
| <b>Distribution of Exchange Gain</b><br>=₦6,818,857.63                   |  | <b>Deductions</b><br>-----                       |
| <b>Dist. of 'N= 15.198 from FOREX Equal. Account</b><br>=₦138,375,639.93 |  | <b>Net VAT Allocation</b><br>₦1,059,284,419.89   |
| <b>Total Gross Amount</b><br>₦5,059,421,557.05                           |  | <b>Total Net Amount</b><br>₦3,995,957,277.20     |

### LGAs

**Gross Statutory Allocation** ₦2,553,325,502.84

**Deduction** ₦0.00

**Value Added Tax** ₦851,425,784.13


















Exchange Gain Allocation =₦4,164,496.82

Dist. of 'N= 15.198 from FOREX Equal. Account =₦82,758,924.43

**Total Allocation**  
₦3,491,674,708.23



## Total Allocation

|                   |   |   |                 |
|-------------------|---|---|-----------------|
| ABOH MBAISE       | ▶ |    | N140,923,066.54 |
| AHIAZU MBAISE     | ▶ |    | N132,960,092.91 |
| EHIME MBANO       | ▶ |    | N122,079,210.10 |
| EZINIHITTE MBAISE | ▶ |    | N130,308,475.25 |
| IDEATO NORTH      | ▶ |    | N136,851,618.11 |
| IDEATO SOUTH      | ▶ |    | N137,303,625.12 |
| IHITTE UBOMA      | ▶ |   | N123,588,544.07 |
| IKEDURU           | ▶ |  | N131,125,928.28 |
| ISIALA MBANO      | ▶ |  | N146,984,103.92 |
| ISU               | ▶ |  | N131,623,319.12 |
| MBAITOLI          | ▶ |  | N159,762,153.46 |
| NGOR/OKPALA       | ▶ |  | N136,007,663.48 |
| NJABA             | ▶ |  | N124,978,690.28 |
| NKWANGELE         | ▶ |  | N121,314,221.48 |
| NKWERRE           | ▶ |  | N108,027,228.05 |
| OBOWO             | ▶ |  | N117,470,680.19 |
| OGUTA             | ▶ |  | N134,483,176.51 |
| OHAJI/EBEMA       | ▶ |  | N145,725,348.30 |




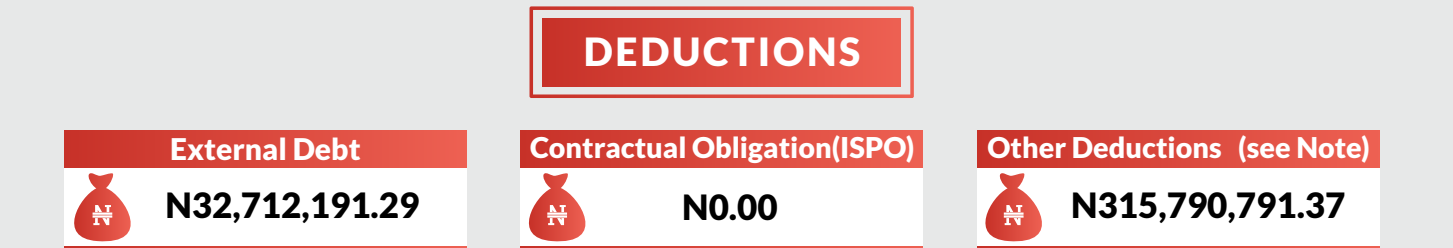
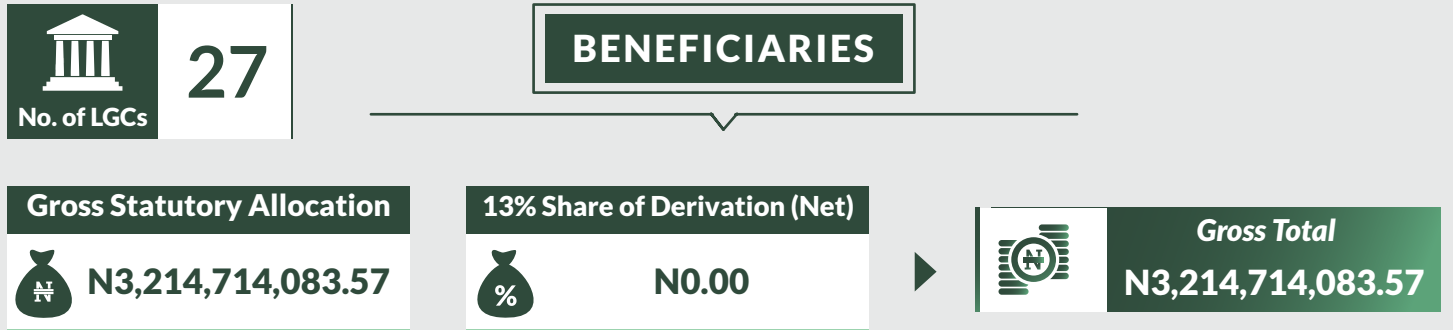
*Total Allocation*

|                  |   |  |                        |
|------------------|---|--|------------------------|
| OKIGWE           | ▶ |  | <b>N128,405,475.79</b> |
| ONUIMO           | ▶ |  | <b>N115,198,372.11</b> |
| ORLU             | ▶ |  | <b>N126,894,741.52</b> |
| ORSU             | ▶ |  | <b>N122,716,113.65</b> |
| ORU              | ▶ |  | <b>N119,103,948.96</b> |
| ORU WEST         | ▶ |  | <b>N122,598,966.15</b> |
| OWERRI MUNICIPAL | ▶ |  | <b>N124,126,020.57</b> |
| OWERRI NORTH     | ▶ |  | <b>N133,464,546.60</b> |
| OWERRI WEST      | ▶ |  | <b>N117,649,377.68</b> |

# FEDERATION ACCOUNT ALLOCATION COMMITTEE (FAAC) MARCH 2020 DISBURSEMENT

Distribution of Revenue Allocation to State Governments and Local Governments by FAAC for the month of February, 2020 Shared in March, 2020

## JIGAWA STATE



### LGAs

**Gross Statutory Allocation** **N2,682,508,844.46**

**Deduction** **N 0.00**

**Value Added Tax** **N882,193,252.88**

Exchange Gain Allocation =N4,375,196.01

Dist. of 'N= 15.198 from FOREX Equal. Account =N86,946,042.13

**Total Allocation**  
**N3,656,023,335.49**












*Total Allocation*

|                     |   |  |                        |
|---------------------|---|--|------------------------|
| <b>AUYO</b>         | ▶ |  | <b>N123,954,112.73</b> |
| <b>BABURA</b>       | ▶ |  | <b>N146,286,005.65</b> |
| <b>BIRNIN KUDU</b>  | ▶ |  | <b>N180,193,434.14</b> |
| <b>BIRNIWA</b>      | ▶ |  | <b>N134,953,051.63</b> |
| <b>GAGARAWA</b>     | ▶ |  | <b>N115,952,268.31</b> |
| <b>BUJI</b>         | ▶ |  | <b>N115,440,237.74</b> |
| <b>DUTSE</b>        | ▶ |  | <b>N160,973,283.39</b> |
| <b>GARKI</b>        | ▶ |  | <b>N134,779,222.73</b> |
| <b>GUMEL</b>        | ▶ |  | <b>N118,905,025.35</b> |
| <b>GURI</b>         | ▶ |  | <b>N124,529,367.50</b> |
| <b>GWARAM</b>       | ▶ |  | <b>N172,643,650.83</b> |
| <b>GWIWA</b>        | ▶ |  | <b>N127,897,869.62</b> |
| <b>HADEJIA</b>      | ▶ |  | <b>N111,351,068.44</b> |
| <b>JAHUN</b>        | ▶ |  | <b>N150,829,646.52</b> |
| <b>KAFIN HAUSA</b>  | ▶ |  | <b>N167,893,900.03</b> |
| <b>KAUGAMA</b>      | ▶ |  | <b>N123,879,023.67</b> |
| <b>KAZAURE</b>      | ▶ |  | <b>N131,649,241.65</b> |
| <b>KIRI-KASAMMA</b> | ▶ |  | <b>N137,987,698.87</b> |



*Total Allocation*


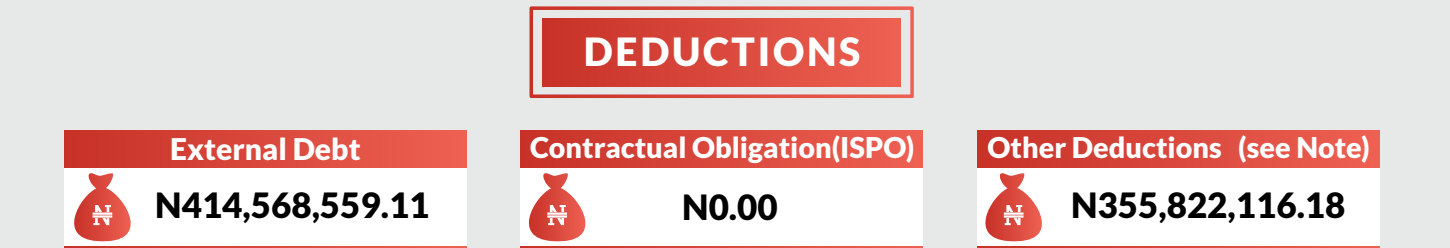
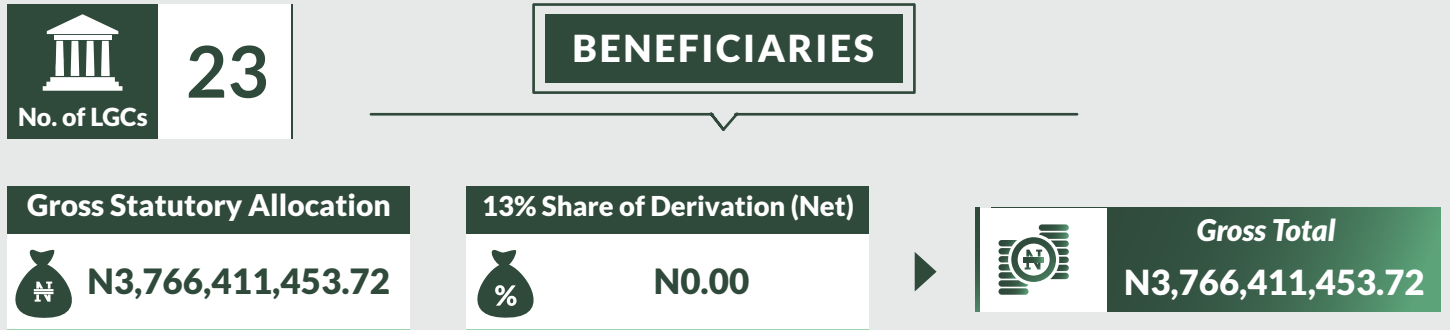
|                      |   |   |                        |
|----------------------|---|---|------------------------|
| <b>KIYAWA</b>        | ▶ |    | <b>N140,115,891.13</b> |
| <b>MAIGATARI</b>     | ▶ |    | <b>N141,510,195.64</b> |
| <b>MALAM MADORI</b>  | ▶ |    | <b>N133,442,471.65</b> |
| <b>MIGA</b>          | ▶ |    | <b>N122,815,696.14</b> |
| <b>RINGIM</b>        | ▶ |    | <b>N148,229,694.55</b> |
| <b>RONI</b>          | ▶ |    | <b>N110,756,904.12</b> |
| <b>SULE TAKARKAR</b> | ▶ |   | <b>N135,835,290.32</b> |
| <b>TAURA</b>         | ▶ |  | <b>N126,371,813.68</b> |
| <b>YANKWASHI</b>     | ▶ |  | <b>N116,847,269.47</b> |

# FEDERATION ACCOUNT ALLOCATION COMMITTEE (FAAC) MARCH 2020 DISBURSEMENT

Distribution of Revenue Allocation to State Governments and Local Governments by FAAC for the month of February, 2020 Shared in March, 2020



## KADUNA STATE



### LGAs

**Gross Statutory Allocation**  **N3,016,735,202.46**

**Deduction**  **N 0.00**

**Value Added Tax**  **N938,461,911.28**

Exchange Gain Allocation =N4,920,322.21

Dist. of 'N= 15.198 from FOREX Equal. Account =N97,779,057.30

**Total Allocation**  
**N4,057,896,493.24**



## Total Allocation

|              |   |  |                 |
|--------------|---|--|-----------------|
| BIRNIN GWARI | ▶ |  | N206,099,220.04 |
| CHIKUN       | ▶ |  | N216,942,318.53 |
| GIWA         | ▶ |  | N182,140,824.25 |
| GWAGWADA     | ▶ |  | N137,800,366.60 |
| IGABI        | ▶ |  | N229,280,326.63 |
| IKARA        | ▶ |  | N154,470,505.19 |
| JABA         | ▶ |  | N136,622,699.78 |
| JEMA'A       | ▶ |  | N179,546,286.76 |
| KACHIA       | ▶ |  | N191,350,761.56 |
| KADUNA NORTH | ▶ |  | N190,827,842.02 |
| KADUNA SOUTH | ▶ |  | N203,640,819.54 |
| KAGARKO      | ▶ |  | N171,618,254.54 |
| KAURA        | ▶ |  | N152,649,881.39 |
| KAURU        | ▶ |  | N152,402,359.61 |
| KUBAU        | ▶ |  | N178,797,469.24 |
| KUDAN        | ▶ |  | N138,185,800.79 |
| LERE         | ▶ |  | N193,041,945.11 |
| MAKARFI      | ▶ |  | N131,891,807.34 |





*Total Allocation*


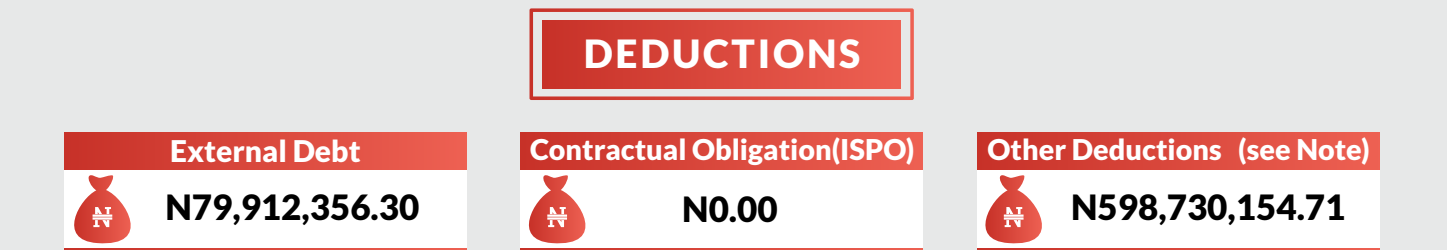
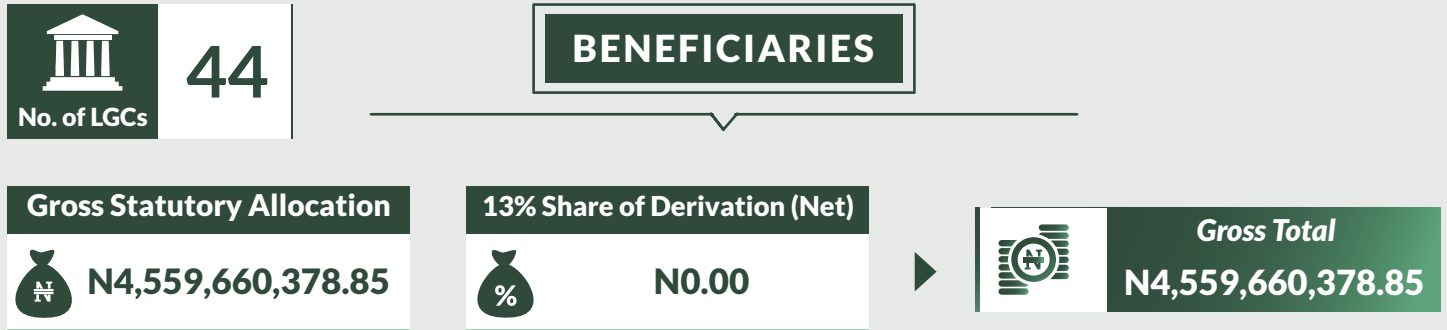
|                     |   |   |                        |
|---------------------|---|---|------------------------|
| <b>SABON GARI</b>   | ▶ |  | <b>N173,367,633.15</b> |
| <b>SANGA</b>        | ▶ |  | <b>N142,655,904.82</b> |
| <b>SOBA</b>         | ▶ |  | <b>N182,807,522.29</b> |
| <b>ZANGON KATAF</b> | ▶ |  | <b>N201,038,333.77</b> |
| <b>ZARIA</b>        | ▶ |  | <b>N210,717,610.28</b> |

# FEDERATION ACCOUNT ALLOCATION COMMITTEE (FAAC) MARCH 2020 DISBURSEMENT


Distribution of Revenue Allocation to State Governments and Local Governments by FAAC for the month of February, 2020 Shared in March, 2020



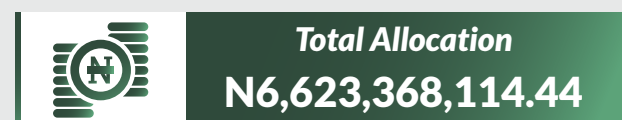
## KANO STATE



### LGAs



Exchange Gain Allocation =N7,833,574.65  
Dist. of '=N= 15.198 from FOREX Equal. Account =N155,672,639.44





## Total Allocation

|              |   |  |                 |
|--------------|---|--|-----------------|
| AJINGI       | ▶ |  | N137,541,373.61 |
| ALBASU       | ▶ |  | N141,143,077.16 |
| BAGWAI       | ▶ |  | N129,978,025.44 |
| BEBEJI       | ▶ |  | N139,916,152.61 |
| BICHI        | ▶ |  | N168,085,945.79 |
| BUNKURE      | ▶ |  | N135,095,665.85 |
| DALA         | ▶ |  | N213,956,023.85 |
| DANBATTI     | ▶ |  | N147,680,403.42 |
| DAWAKIN KUDU | ▶ |  | N157,165,278.80 |
| DAWAKIN TOFA | ▶ |  | N159,558,045.27 |
| DOGUWA       | ▶ |  | N144,102,836.76 |
| FAGGE        | ▶ |  | N145,161,819.23 |
| GABASAWA     | ▶ |  | N150,878,436.75 |
| GARKO        | ▶ |  | N135,262,398.26 |
| GARUN MALLAM | ▶ |  | N131,539,526.30 |
| GAYA         | ▶ |  | N145,535,368.30 |
| GEZAWA       | ▶ |  | N166,596,385.71 |
| GWALE        | ▶ |  | N197,265,747.60 |











## Total Allocation

|                |   |   |                 |
|----------------|---|---|-----------------|
| GWARZO         | ▶ |    | N138,254,160.73 |
| KABO           | ▶ |    | N132,420,458.44 |
| KANO MUNICIPAL | ▶ |    | N192,316,835.56 |
| KARAYE         | ▶ |    | N128,561,138.19 |
| KIBIYA         | ▶ |    | N129,119,419.22 |
| KIRU           | ▶ |    | N166,088,998.23 |
| KUMBOTSO       | ▶ |   | N170,974,804.69 |
| KUNCHI         | ▶ |  | N128,381,841.14 |
| KURA           | ▶ |  | N128,692,529.02 |
| MADOBI         | ▶ |  | N128,225,174.00 |
| MAKODA         | ▶ |  | N151,937,918.00 |
| MINJIBIR       | ▶ |  | N152,229,339.53 |
| NASSARAWA      | ▶ |  | N262,312,865.32 |
| RANO           | ▶ |  | N132,134,951.38 |
| RIMIN GADO     | ▶ |  | N128,287,346.06 |
| ROGO           | ▶ |  | N156,167,023.49 |
| SHANONO        | ▶ |  | N129,563,659.15 |
| SUMAILA        | ▶ |  | N163,173,730.33 |



## Total Allocation


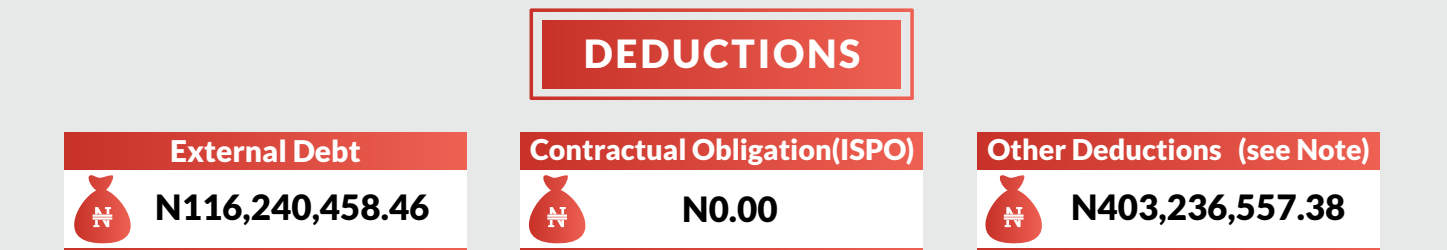
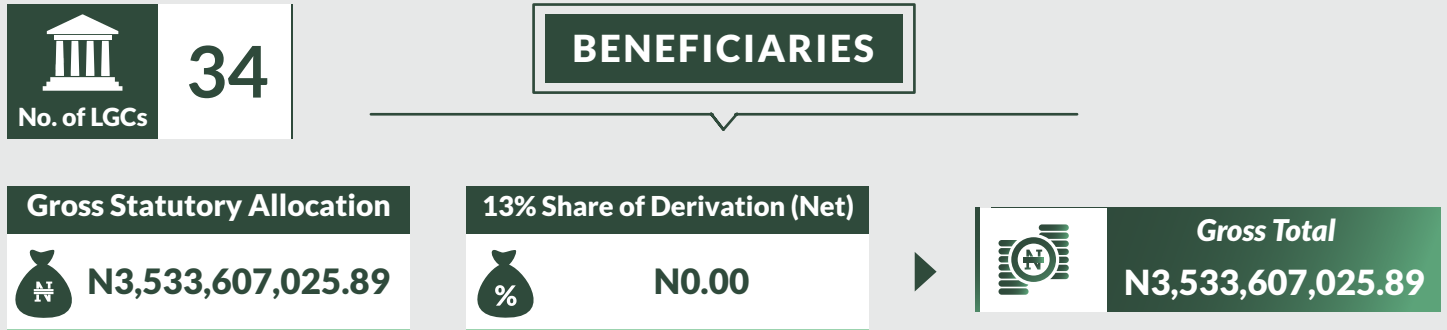
|            |   |   |                 |
|------------|---|---|-----------------|
| TAKAI      | ▶ |    | N144,686,484.79 |
| TARAUNI    | ▶ |    | N150,274,526.43 |
| TOFA       | ▶ |    | N117,849,097.17 |
| TSANYAWA   | ▶ |    | N131,057,526.36 |
| TUDUN WADA | ▶ |    | N158,866,171.22 |
| UNGOGO     | ▶ |    | N188,732,347.19 |
| WARAWA     | ▶ |    | N123,294,149.17 |
| WUDIL      | ▶ |  | N143,303,108.94 |

# FEDERATION ACCOUNT ALLOCATION COMMITTEE (FAAC) MARCH 2020 DISBURSEMENT

Distribution of Revenue Allocation to State Governments and Local Governments by FAAC for the month of February, 2020 Shared in March, 2020



## KATSINA STATE



### LGAs

**Gross Statutory Allocation** **N3,656,530,278.83**

**Deduction** **N 0.00**

**Value Added Tax** **N1,124,087,990.44**

Exchange Gain Allocation =N5,963,833.72

Dist. of 'N= 15.198 from FOREX Equal. Account =N118,516,230.18

**Total Allocation**  
**N4,905,098,333.17**



*Total Allocation*

|            |   |  |                 |
|------------|---|--|-----------------|
| BAKORI     | ▶ |  | N140,935,122.16 |
| BATAGARAWA | ▶ |  | N146,708,286.09 |
| BATSARI    | ▶ |  | N158,306,558.06 |
| BAURE      | ▶ |  | N149,856,146.04 |
| BINDAWA    | ▶ |  | N139,281,620.85 |
| CHARANCHI  | ▶ |  | N131,313,421.00 |
| DAN-MUSA   | ▶ |  | N129,980,997.79 |
| DANDUME    | ▶ |  | N139,337,259.37 |
| DANJA      | ▶ |  | N131,245,447.64 |
| DAURA      | ▶ |  | N158,608,985.01 |
| DUTSI      | ▶ |  | N130,352,589.83 |
| DUTSINMA   | ▶ |  | N144,955,063.32 |
| FASKARI    | ▶ |  | N156,835,482.95 |
| FUNTUA     | ▶ |  | N158,601,539.05 |
| INGAWA     | ▶ |  | N139,299,310.11 |
| JIBIA      | ▶ |  | N152,751,480.36 |
| KAFUR      | ▶ |  | N158,918,530.04 |
| KAITA      | ▶ |  | N152,354,096.55 |



*Total Allocation*

|            |   |  |                        |
|------------|---|--|------------------------|
| KANKARA    | ▶ |  | <b>N168,045,270.63</b> |
| KANKIA     | ▶ |  | <b>N135,068,678.01</b> |
| KATSINA    | ▶ |  | <b>N185,648,536.15</b> |
| KURFI      | ▶ |  | <b>N129,525,142.68</b> |
| KUSADA     | ▶ |  | <b>N122,719,530.23</b> |
| MAIADUA    | ▶ |  | <b>N150,276,001.68</b> |
| MALUMFASHI | ▶ |  | <b>N148,446,413.50</b> |
| MANI       | ▶ |  | <b>N142,143,693.44</b> |
| MASHI      | ▶ |  | <b>N144,158,912.84</b> |
| MATAZU     | ▶ |  | <b>N122,655,848.06</b> |
| MUSAWA     | ▶ |  | <b>N144,934,526.46</b> |
| RIMI       | ▶ |  | <b>N132,738,806.86</b> |
| SABUWA     | ▶ |  | <b>N135,148,739.03</b> |
| SAFANA     | ▶ |  | <b>N146,087,783.52</b> |
| SANDAMU    | ▶ |  | <b>N139,405,046.52</b> |
| ZANGO      | ▶ |  | <b>N138,453,467.36</b> |


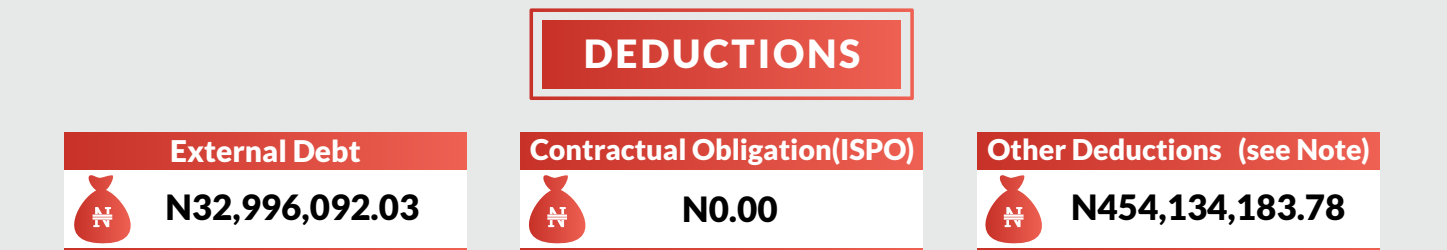
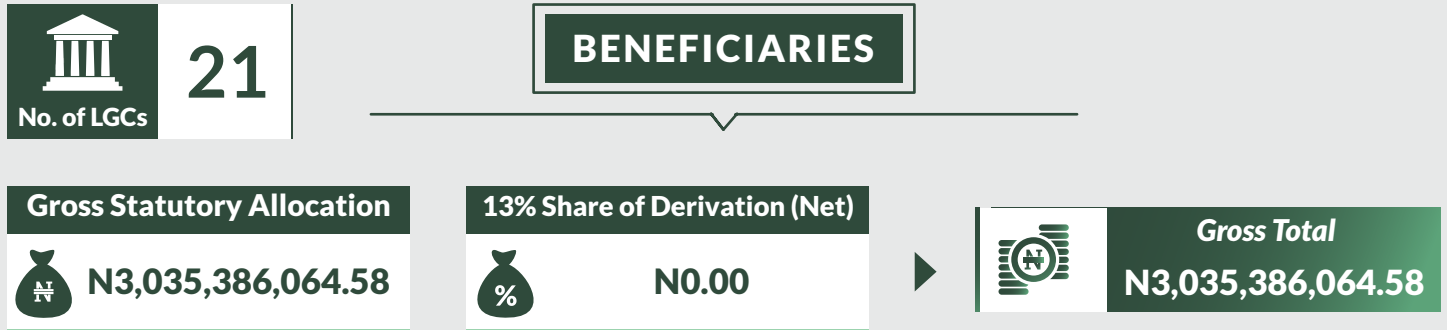


# FEDERATION ACCOUNT ALLOCATION COMMITTEE (FAAC) MARCH 2020 DISBURSEMENT

Distribution of Revenue Allocation to State Governments and Local Governments by FAAC for the month of February, 2020 Shared in March, 2020



## KEBBI STATE



### LGAs


**Gross Statutory Allocation**  **N2,307,663,094.74**

**Deduction**  **N 0.00**

**Value Added Tax**  **N673,265,869.91**

















Exchange Gain Allocation =N3,763,819.23

Dist. of 'N= 15.198 from FOREX Equal. Account =N74,796,462.67

 **Total Allocation**  
**N3,059,489,246.56**



## Total Allocation

|               |   |   |                 |
|---------------|---|---|-----------------|
| ALIERU        | ▶ |    | N111,184,003.11 |
| AREWA         | ▶ |    | N173,429,905.78 |
| ARGUNGU       | ▶ |    | N152,256,742.54 |
| AUGIE         | ▶ |    | N126,371,458.19 |
| BAGUDO        | ▶ |    | N166,886,382.18 |
| BIRNIN -KEBBI | ▶ |    | N197,840,005.79 |
| BUNZA         | ▶ |   | N137,322,914.06 |
| DANDI KAMBA   | ▶ |  | N145,612,719.05 |
| DANKO /WASAGU | ▶ |  | N181,694,137.94 |
| FAKAI         | ▶ |  | N128,591,962.75 |
| GWANDU        | ▶ |  | N136,222,025.04 |
| JEGA          | ▶ |  | N149,936,334.00 |
| KALGO         | ▶ |  | N123,117,748.03 |
| KOKO/BESSE    | ▶ |  | N142,066,083.76 |
| MAIYAMA       | ▶ |  | N160,786,479.02 |
| NGASKI        | ▶ |  | N131,954,859.48 |
| SAKABA        | ▶ |  | N128,054,646.97 |
| SHANGA        | ▶ |  | N134,431,093.09 |



*Total Allocation*


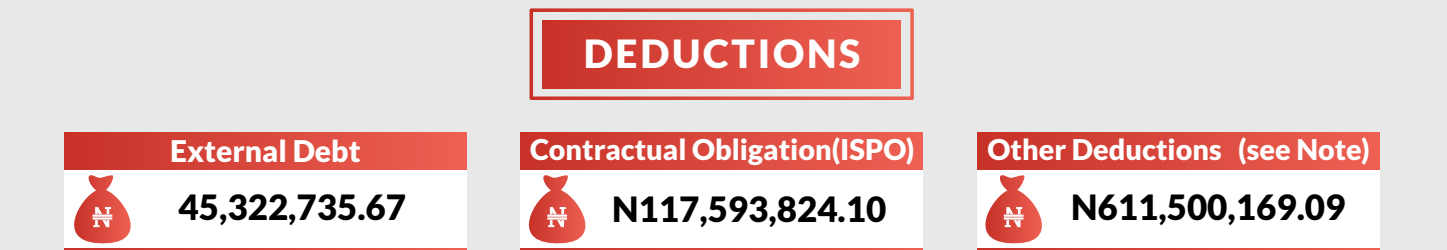
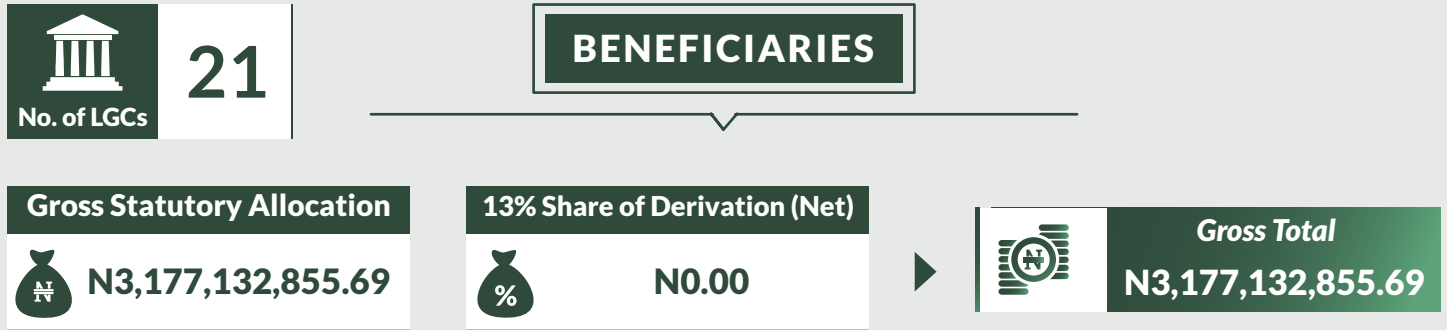
|       |   |  |                        |
|-------|---|--|------------------------|
| SURU  | ▶ |  | <b>N157,913,089.33</b> |
| YAURI | ▶ |  | <b>N125,201,288.00</b> |
| ZURU  | ▶ |  | <b>N148,615,368.47</b> |

# FEDERATION ACCOUNT ALLOCATION COMMITTEE (FAAC) MARCH 2020 DISBURSEMENT


Distribution of Revenue Allocation to State Governments and Local Governments by FAAC for the month of February, 2020 Shared in March, 2020



## KOGI STATE

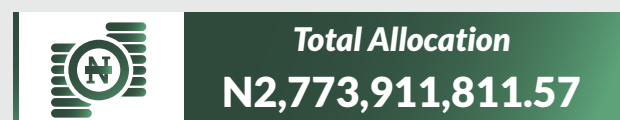


### LGAs




Exchange Gain Allocation =N3,890,182.87

Dist. of '=N= 15.198 from FOREX Equal. Account =N77,307,622.90





## Total Allocation

|               |   |   |                 |
|---------------|---|---|-----------------|
| ADAVI         | ▶ |    | N141,503,740.03 |
| AJAKUTA       | ▶ |    | N121,640,155.48 |
| ANKPA         | ▶ |    | N160,365,372.80 |
| BASSA         | ▶ |    | N122,788,440.89 |
| DEKINA        | ▶ |    | N171,277,752.08 |
| IBAJI         | ▶ |    | N128,858,249.65 |
| IDAH          | ▶ |    | N106,812,286.77 |
| IGALAMELA     | ▶ |  | N128,293,854.52 |
| IJUMU         | ▶ |  | N124,139,106.37 |
| KABBA/BUNU    | ▶ |  | N132,321,038.10 |
| KOGI          | ▶ |  | N116,093,326.24 |
| KOTON KARFE   | ▶ |  | N150,448,999.89 |
| MOPA-MURO     | ▶ |  | N94,705,732.83  |
| OFU           | ▶ |  | N144,861,343.45 |
| OGORI/MAGONGO | ▶ |  | N91,836,127.32  |
| OKEHI         | ▶ |  | N141,331,201.72 |
| OKENE         | ▶ |  | N180,674,575.82 |
| OLAMABORO     | ▶ |  | N131,729,218.63 |



*Total Allocation*


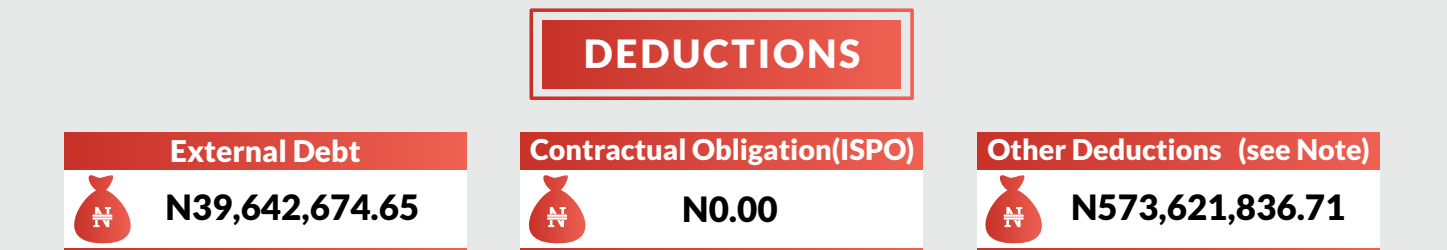
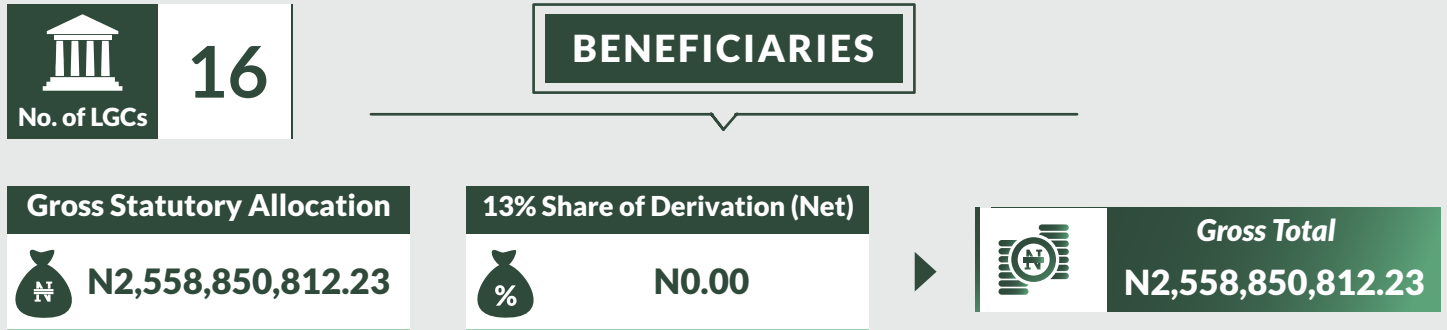
|            |   |  |                        |
|------------|---|--|------------------------|
| OMALA      | ▶ |  | <b>N121,926,607.31</b> |
| YAGBA EAST | ▶ |  | <b>N132,737,280.86</b> |
| YAGBA WEST | ▶ |  | <b>N129,567,400.80</b> |

# FEDERATION ACCOUNT ALLOCATION COMMITTEE (FAAC) MARCH 2020 DISBURSEMENT


Distribution of Revenue Allocation to State Governments and Local Governments by FAAC for the month of February, 2020 Shared in March, 2020



## KWARA STATE

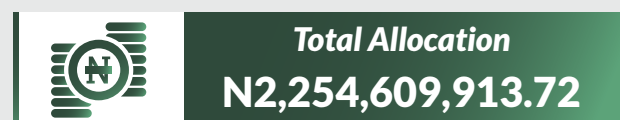


### LGAs



Exchange Gain Allocation =N2,752,711.86

Dist. of 'N= 15.198 from FOREX Equal. Account =N54,703,240.78





*Total Allocation*

|                     |   |  |                        |
|---------------------|---|--|------------------------|
| <b>ASA</b>          | ▶ |  | <b>N130,537,122.29</b> |
| <b>BARUTEN</b>      | ▶ |  | <b>N200,882,471.29</b> |
| <b>EDU</b>          | ▶ |  | <b>N161,839,018.05</b> |
| <b>EKITI</b>        | ▶ |  | <b>N102,269,984.63</b> |
| <b>IFELODUN</b>     | ▶ |  | <b>N169,310,260.38</b> |
| <b>ILORIN EAST</b>  | ▶ |  | <b>N150,437,993.32</b> |
| <b>ILORIN SOUTH</b> | ▶ |  | <b>N151,978,425.42</b> |
| <b>ILORIN WEST</b>  | ▶ |  | <b>N183,589,372.65</b> |
| <b>IREPODUN</b>     | ▶ |  | <b>N130,704,681.90</b> |
| <b>KAI AMA</b>      | ▶ |  | <b>N161,606,032.90</b> |
| <b>MORO</b>         | ▶ |  | <b>N133,295,565.66</b> |
| <b>OFFA</b>         | ▶ |  | <b>N120,322,409.92</b> |
| <b>OKE-ERO</b>      | ▶ |  | <b>N102,984,642.94</b> |
| <b>OSIN</b>         | ▶ |  | <b>N102,803,441.37</b> |
| <b>OYUN</b>         | ▶ |  | <b>N116,137,051.84</b> |
| <b>PATEGI</b>       | ▶ |  | <b>N135,911,439.15</b> |



# FEDERATION ACCOUNT ALLOCATION COMMITTEE (FAAC) MARCH 2020 DISBURSEMENT

Distribution of Revenue Allocation to State Governments and Local Governments by FAAC for the month of February, 2020 Shared in March, 2020

## LAGOS STATE


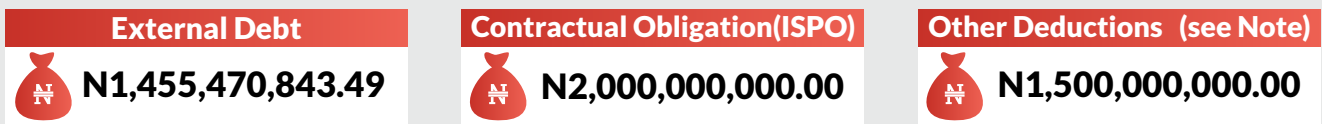


 **20**  
No. of LGCs

### BENEFICIARIES



### DEDUCTIONS



### LGAs


**Gross Statutory Allocation**  **N2,875,051,095.40**

**Deduction**  **N 0.00**

**Value Added Tax**  **N5,476,257,798.05**













Exchange Gain Allocation =N4,689,234.16

Dist. of 'N= 15.198 from FOREX Equal. Account =N93,186,762.15

 **Total Allocation**  
**N8,449,184,889.76**



## Total Allocation

|                  |   |   |                 |
|------------------|---|---|-----------------|
| AGEGE            | ▶ |    | N423,999,317.40 |
| AJEROMI/IFELODUN | ▶ |    | N482,242,621.99 |
| ALIMOSHO         | ▶ |    | N641,239,373.54 |
| AMOWO-ODOFIN     | ▶ |    | N385,766,762.37 |
| APAPA            | ▶ |    | N359,471,144.24 |
| BADAGRY          | ▶ |    | N373,135,254.44 |
| EPE              | ▶ |   | N359,669,548.13 |
| ETI-OSA          | ▶ |  | N388,637,443.63 |
| IBEJU-LEKKI      | ▶ |  | N334,898,821.24 |
| IFAKO/IJAYE      | ▶ |  | N415,844,380.45 |
| IKEJA            | ▶ |  | N388,412,707.81 |
| IKORODU          | ▶ |  | N450,409,480.55 |
| KOSOFE           | ▶ |  | N473,408,531.23 |
| LAGOS ISLAND     | ▶ |  | N356,476,555.78 |
| LAGOS MAINLAND   | ▶ |  | N384,542,665.15 |
| MUSHIN           | ▶ |  | N466,070,707.24 |
| OJO              | ▶ |  | N458,313,686.98 |
| OSHODI/ISOLO     | ▶ |  | N463,615,594.47 |




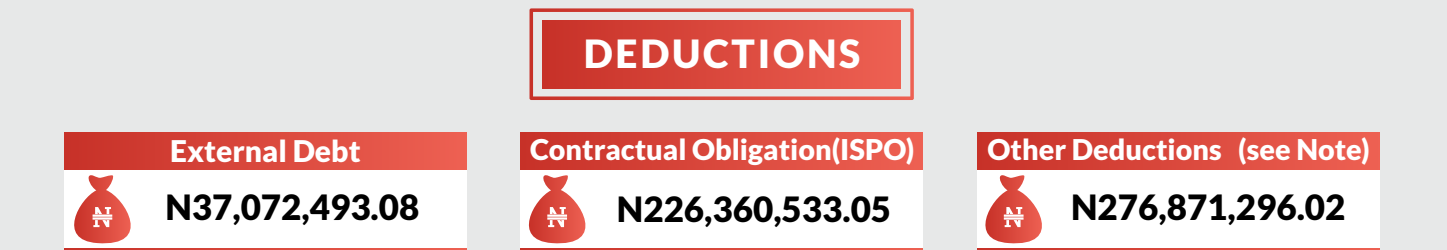
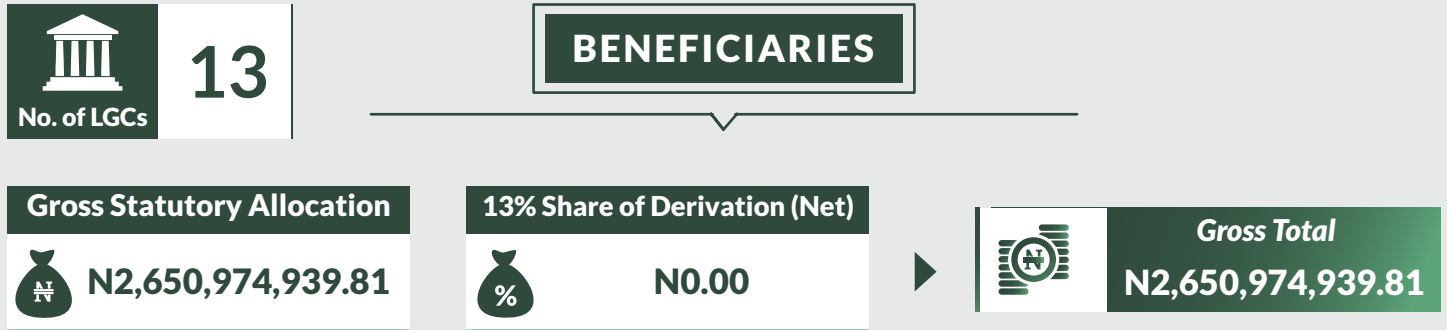
*Total Allocation*

|          |   |   |                        |
|----------|---|---|------------------------|
| SOMOLU   | ▶ |  | <b>N408,097,611.33</b> |
| SURULERE | ▶ |  | <b>N434,932,681.79</b> |


# FEDERATION ACCOUNT ALLOCATION COMMITTEE (FAAC) MARCH 2020 DISBURSEMENT

Distribution of Revenue Allocation to State Governments and Local Governments by FAAC for the month of February, 2020 Shared in March, 2020

## NASARAWA STATE

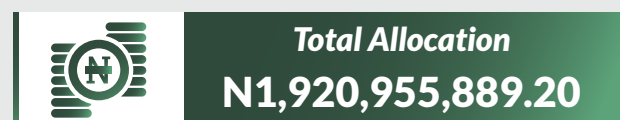


### LGAs
















Exchange Gain Allocation =N2,455,893.42

Dist. of 'N= 15.198 from FOREX Equal. Account =N48,804,719.12





*Total Allocation*


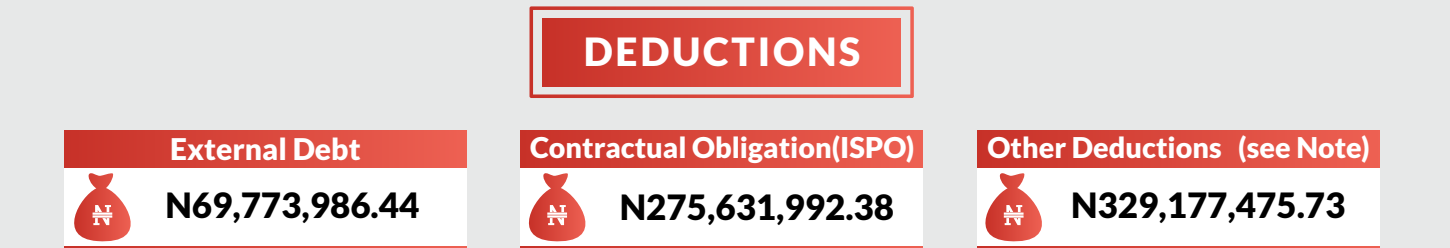
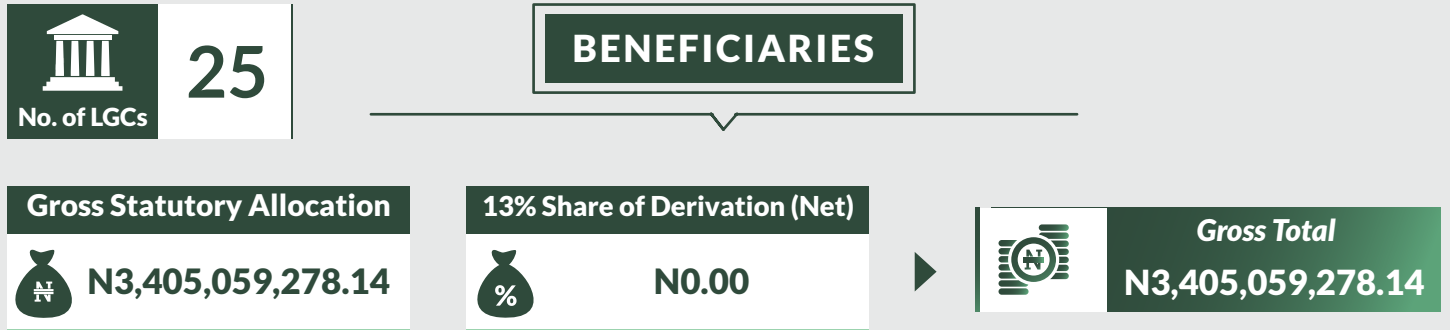
|                       |   |   |                        |
|-----------------------|---|---|------------------------|
| <b>AKWANGA</b>        | ▶ |    | <b>N128,918,136.60</b> |
| <b>AWE</b>            | ▶ |    | <b>N141,958,147.27</b> |
| <b>DOMA</b>           | ▶ |    | <b>N146,611,664.82</b> |
| <b>KARU</b>           | ▶ |    | <b>N172,567,585.48</b> |
| <b>KEANA</b>          | ▶ |    | <b>N123,694,156.59</b> |
| <b>KEFFI</b>          | ▶ |    | <b>N118,650,127.86</b> |
| <b>KOKONA</b>         | ▶ |   | <b>N133,264,823.10</b> |
| <b>LAFIA</b>          | ▶ |  | <b>N209,379,633.83</b> |
| <b>NASARAWA</b>       | ▶ |  | <b>N187,261,597.38</b> |
| <b>NASARAWA EGGON</b> | ▶ |  | <b>N147,763,699.83</b> |
| <b>OBI</b>            | ▶ |  | <b>N142,636,354.85</b> |
| <b>TOTO</b>           | ▶ |  | <b>N147,699,700.18</b> |
| <b>WAMBA</b>          | ▶ |  | <b>N120,550,261.42</b> |

# FEDERATION ACCOUNT ALLOCATION COMMITTEE (FAAC) MARCH 2020 DISBURSEMENT


Distribution of Revenue Allocation to State Governments and Local Governments by FAAC for the month of February, 2020 Shared in March, 2020



## NIGER STATE

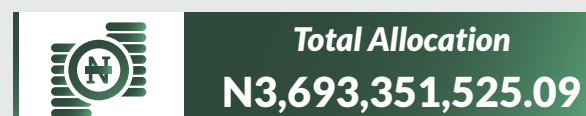


### LGAs



Exchange Gain Allocation =N4,545,669.28

Dist. of 'N= 15.198 from FOREX Equal. Account =N90,333,770.44





## Total Allocation

|           |   |  |                 |
|-----------|---|--|-----------------|
| AGAIE     | ▶ |  | N137,863,756.22 |
| AGWARA    | ▶ |  | N117,466,298.99 |
| BIDA      | ▶ |  | N139,906,625.53 |
| BORGU     | ▶ |  | N204,926,933.39 |
| BOSSO     | ▶ |  | N134,661,872.69 |
| EDATI     | ▶ |  | N141,039,936.40 |
| GBAKO     | ▶ |  | N133,032,129.71 |
| GURARA    | ▶ |  | N119,567,146.39 |
| KATCHA    | ▶ |  | N128,988,876.13 |
| KONTAGORA | ▶ |  | N141,085,106.33 |
| LAPAI     | ▶ |  | N135,650,377.51 |
| LAVUN     | ▶ |  | N160,009,458.44 |
| MAGAMA    | ▶ |  | N161,067,216.28 |
| MARIGA    | ▶ |  | N175,921,058.20 |
| MASHEGU   | ▶ |  | N202,300,795.90 |
| MINNA     | ▶ |  | N140,532,599.35 |
| MOKWA     | ▶ |  | N181,092,076.04 |
| MUYA      | ▶ |  | N125,003,799.93 |

*Total Allocation*

|          |   |  |                        |
|----------|---|--|------------------------|
| PAIKORO  | ▶ |  | <b>N143,317,781.46</b> |
| RAFI     | ▶ |  | <b>N161,977,489.01</b> |
| RIJAU    | ▶ |  | <b>N153,991,283.18</b> |
| SHIRORO  | ▶ |  | <b>N180,022,727.35</b> |
| SULEJA   | ▶ |  | <b>N140,512,384.23</b> |
| TAFA     | ▶ |  | <b>N111,914,972.15</b> |
| WUSHISHI | ▶ |  | <b>N121,498,824.27</b> |



# FEDERATION ACCOUNT ALLOCATION COMMITTEE (FAAC) MARCH 2020 DISBURSEMENT

Distribution of Revenue Allocation to State Governments and Local Governments by FAAC for the month of February, 2020 Shared in March, 2020




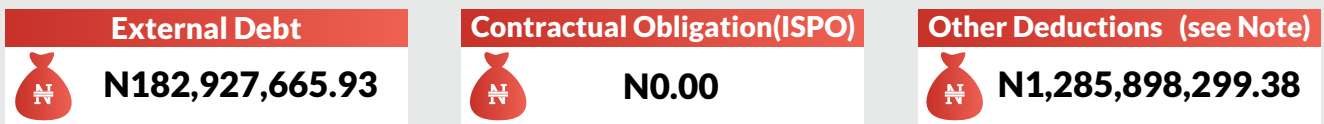
## OGUN STATE

 **20**  
No. of LGCs


### BENEFICIARIES



### DEDUCTIONS

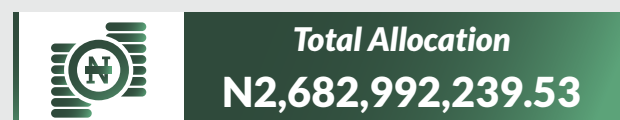


### LGAs


















Exchange Gain Allocation =N3,242,864.03

Dist. of 'N= 15.198 from FOREX Equal. Account =N64,443,785.22





## Total Allocation

|                  |   |   |                 |
|------------------|---|---|-----------------|
| ABEOKUTA NORTH   | ▶ |    | N138,300,380.71 |
| ABEOKUTA SOUTH   | ▶ |    | N145,125,841.87 |
| ADO-ODO/OTA      | ▶ |    | N223,031,958.73 |
| EGBADO NORTH     | ▶ |    | N141,532,104.85 |
| EGBADO SOUTH     | ▶ |    | N129,158,897.85 |
| EWEKORO          | ▶ |    | N97,563,431.34  |
| REMO NORTH       | ▶ |    | N95,948,496.81  |
| IFO              | ▶ |  | N219,631,054.03 |
| IJEBU EAST       | ▶ |  | N124,120,848.56 |
| IJEBU NORTH      | ▶ |  | N160,671,673.51 |
| IJEBU ODE        | ▶ |  | N123,626,692.43 |
| IKENNE           | ▶ |  | N112,049,727.69 |
| IJEBU NORTH EAST | ▶ |  | N100,111,151.20 |
| IMEKO-AFON       | ▶ |  | N112,646,340.50 |
| IPOKIA           | ▶ |  | N121,581,426.16 |
| OBAFEMI/OWODE    | ▶ |  | N146,733,023.19 |
| ODEDAH           | ▶ |  | N120,392,777.92 |
| ODOGBOLU         | ▶ |  | N114,956,292.11 |



*Total Allocation*

|                |   |  |                        |
|----------------|---|--|------------------------|
| OGUN WATERSIDE | ▶ |  | <b>N106,793,001.57</b> |
| SHAGAMU        | ▶ |  | <b>N149,017,118.51</b> |

# FEDERATION ACCOUNT ALLOCATION COMMITTEE (FAAC) MARCH 2020 DISBURSEMENT




Distribution of Revenue Allocation to State Governments and Local Governments by FAAC for the month of February, 2020 Shared in March, 2020






## ONDO STATE


 **18**  
No. of LGCs

### BENEFICIARIES




|  |  |  |
|--|--|--|
| <b>Gross Statutory Allocation</b><br> <b>N2,675,954,619.33</b> | <b>13% Share of Derivation (Net)</b><br> <b>N1,219,931,730.56</b> | <b>Gross Total</b><br> <b>N3,895,886,349.89</b> |
|--|--|--|

### DEDUCTIONS

|   |  |  |
|---|--|--|
| <b>External Debt</b><br> <b>N86,563,451.32</b> | <b>Contractual Obligation (ISPO)</b><br> <b>N951,995,613.62</b> | <b>Other Deductions (see Note)</b><br> <b>N515,126,931.65</b> |
|---|--|--|


|  |   |   |
|--|---|---|
| <b>Net Statutory Allocation</b><br><b>N2,342,200,353.30</b>              |  | <b>Gross VAT Allocation</b><br><b>N1,040,390,109.34</b> |
| <b>Distribution of Exchange Gain</b><br>=N7,090,723.14                   |   | <b>Deductions</b><br>-----                              |
| <b>Dist. of 'N= 15.198 from FOREX Equal. Account</b><br>=N144,932,020.87 |   | <b>Net VAT Allocation</b><br><b>N1,040,390,109.34</b>   |
| <b>Total Gross Amount</b><br><b>N5,088,299,203.23</b>                    |   | <b>Total Net Amount</b><br><b>N3,534,613,206.64</b>     |

### LGAs

|                                   |   |                          |
|-----------------------------------|---|--------------------------|
| <b>Gross Statutory Allocation</b> |  | <b>N1,898,910,618.14</b> |
| <b>Deduction</b>                  |  | <b>N(47,177,126.82)</b>  |
| <b>Value Added Tax</b>            |  | <b>N646,763,326.42</b>   |

Exchange Gain Allocation =N3,097,140.27

Dist. of 'N= 15.198 from FOREX Equal. Account =N61,547,891.24

 **Total Allocation**  
**N2,563,141,849.25**



*Total Allocation*

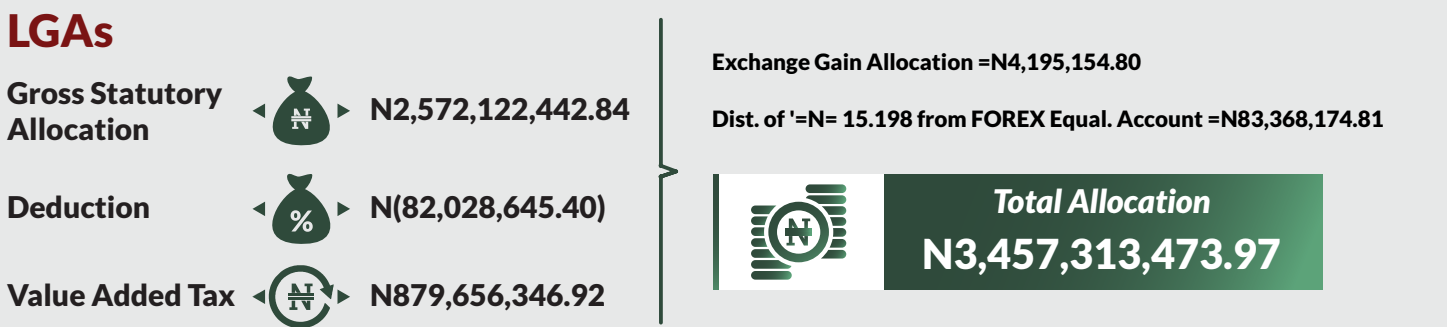

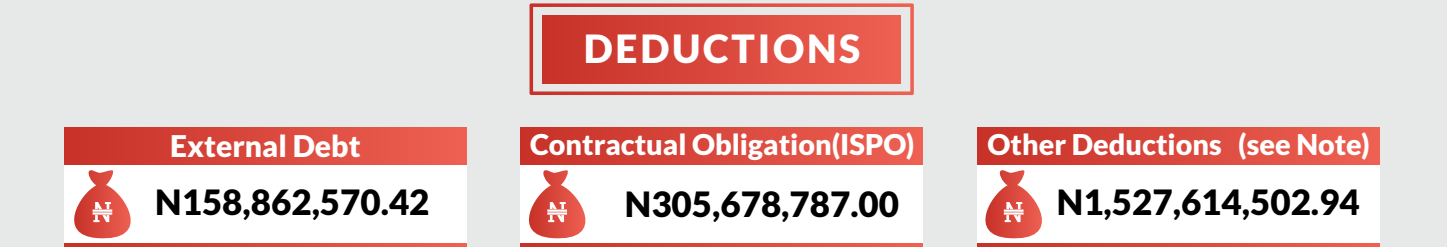
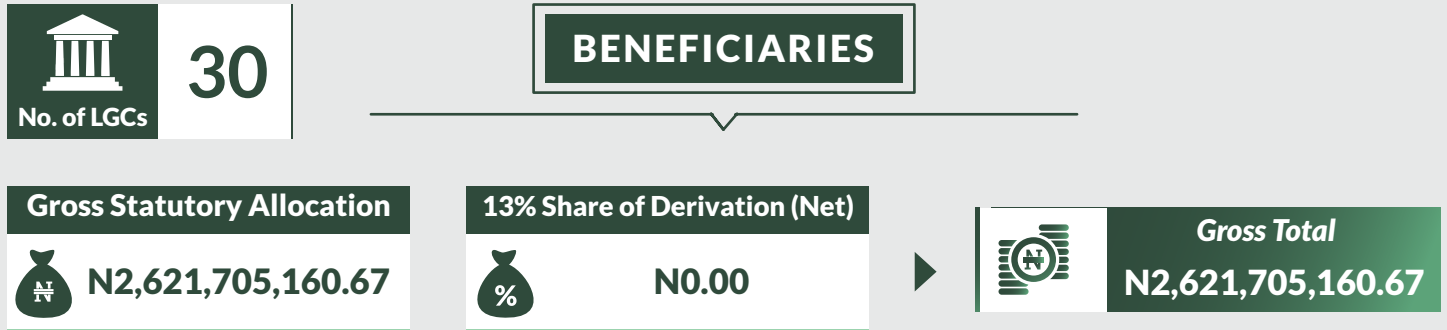
|                   |   |  |                        |
|-------------------|---|--|------------------------|
| AKOKO NORTH EAST  | ▶ |  | <b>N141,149,354.25</b> |
| AKOKO NORTH WEST  | ▶ |  | <b>N150,115,754.49</b> |
| AKOKO SOUTH WEST  | ▶ |  | <b>N153,289,414.61</b> |
| AKOKO SOUTH EAST  | ▶ |  | <b>N112,774,796.48</b> |
| AKURE NORTH       | ▶ |  | <b>N120,355,334.37</b> |
| AKURE SOUTH       | ▶ |  | <b>N184,691,083.36</b> |
| IDANRE            | ▶ |  | <b>N127,683,069.40</b> |
| IFEDORE           | ▶ |  | <b>N131,708,915.75</b> |
| OKITIPUPA         | ▶ |  | <b>N155,793,133.79</b> |
| ILAJE             | ▶ |  | <b>N169,930,723.20</b> |
| ESE-EDO           | ▶ |  | <b>N130,047,272.06</b> |
| ILE-OLUJI-OKEIGBO | ▶ |  | <b>N134,770,153.03</b> |
| ODE IRELE         | ▶ |  | <b>N125,584,718.33</b> |
| ODIGBO            | ▶ |  | <b>N155,428,955.64</b> |
| ONDO EAST         | ▶ |  | <b>N104,465,821.46</b> |
| ONDO WEST         | ▶ |  | <b>N170,697,366.12</b> |
| OSE               | ▶ |  | <b>N135,617,351.08</b> |
| OWO               | ▶ |  | <b>N159,038,631.83</b> |

# FEDERATION ACCOUNT ALLOCATION COMMITTEE (FAAC) MARCH 2020 DISBURSEMENT

Distribution of Revenue Allocation to State Governments and Local Governments by FAAC for the month of February, 2020 Shared in March, 2020



## OSUN STATE













## Total Allocation

|                |   |  |                 |
|----------------|---|--|-----------------|
| ATAKUMOSA EAST | ▶ |  | N101,325,200.28 |
| ATAKUMOSA WEST | ▶ |  | N101,017,606.27 |
| AIYEDADE       | ▶ |  | N125,768,820.06 |
| AIYEDIRE       | ▶ |  | N109,376,619.59 |
| BOLUWADURO     | ▶ |  | N104,437,105.00 |
| BORIPE         | ▶ |  | N120,435,774.27 |
| EDE NORTH      | ▶ |  | N101,673,636.94 |
| EDE SOUTH      | ▶ |  | N104,107,956.95 |
| EGBEDORE       | ▶ |  | N102,678,086.82 |
| EJIGBO         | ▶ |  | N117,380,395.89 |
| IFE CENTRAL    | ▶ |  | N125,050,009.29 |
| IFE EAST       | ▶ |  | N141,259,480.27 |
| IFE NORTH      | ▶ |  | N131,438,301.77 |
| IFE SOUTH      | ▶ |  | N117,062,770.21 |
| IFEDAYO        | ▶ |  | N91,174,936.36  |
| IFELODUN       | ▶ |  | N115,504,533.62 |
| ILA            | ▶ |  | N102,427,373.73 |
| ILESHA EAST    | ▶ |  | N108,898,242.60 |



## Total Allocation

|             |   |   |                        |
|-------------|---|---|------------------------|
| ILESHA WEST | ▶ |    | <b>N113,632,447.21</b> |
| IREPODUN    | ▶ |    | <b>N113,830,929.03</b> |
| IREWOLE     | ▶ |    | <b>N122,624,876.95</b> |
| ISOKAN      | ▶ |    | <b>N111,139,070.71</b> |
| IWO         | ▶ |    | <b>N136,855,549.78</b> |
| OBOKUN      | ▶ |    | <b>N113,745,406.40</b> |
| ODO-OTIN    | ▶ |    | <b>N142,586,423.74</b> |
| OLA-OLUWA   | ▶ |  | <b>N102,429,582.66</b> |
| OLORUNDA    | ▶ |  | <b>N122,699,664.00</b> |
| ORIADE      | ▶ |  | <b>N124,174,566.59</b> |
| OROLU       | ▶ |  | <b>N109,705,526.36</b> |
| OSOGBO      | ▶ |  | <b>N122,872,580.62</b> |


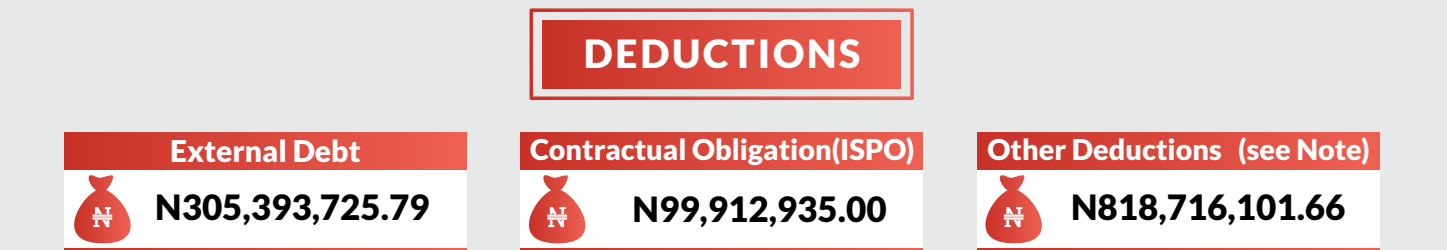
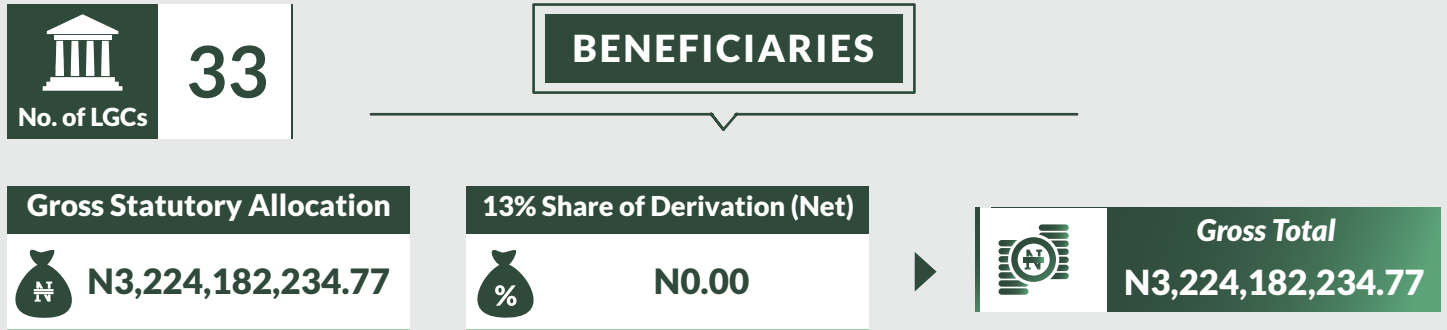


# FEDERATION ACCOUNT ALLOCATION COMMITTEE (FAAC) MARCH 2020 DISBURSEMENT


Distribution of Revenue Allocation to State Governments and Local Governments by FAAC for the month of February, 2020 Shared in March, 2020



## OYO STATE

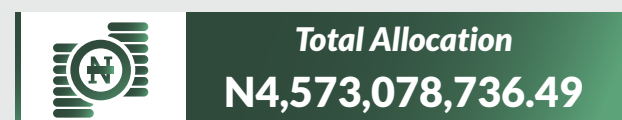


### LGAs



Exchange Gain Allocation =N5,291,860.46

Dist. of 'N= 15.198 from FOREX Equal. Account =N105,162,447.78





## Total Allocation

|                        |   |  |                 |
|------------------------|---|--|-----------------|
| AFIJO                  | ▶ |  | N126,314,970.22 |
| AKINYELE               | ▶ |  | N146,491,256.44 |
| ATIBA                  | ▶ |  | N146,676,385.65 |
| ATIGBO                 | ▶ |  | N146,676,385.65 |
| EGBEDA                 | ▶ |  | N160,199,323.48 |
| IBADAN NORTH           | ▶ |  | N165,161,496.14 |
| IBADAN NORTH EAST      | ▶ |  | N176,789,139.92 |
| IBADAN NORTH WEST      | ▶ |  | N130,475,945.92 |
| IBADAN SOUTH EAST      | ▶ |  | N156,030,787.15 |
| IBADAN SOUTH WEST      | ▶ |  | N162,457,522.47 |
| IBARAPA CENTRAL        | ▶ |  | N117,411,988.27 |
| IBARAPA NORTH          | ▶ |  | N120,930,742.37 |
| IDDO                   | ▶ |  | N119,332,977.24 |
| SAKI WEST              | ▶ |  | N173,695,283.45 |
| IBARAPA EAST (IFELOJU) | ▶ |  | N121,487,110.76 |
| IREPO                  | ▶ |  | N126,137,658.88 |
| ISEYIN                 | ▶ |  | N163,817,333.29 |
| ITESIWAJU              | ▶ |  | N138,557,361.83 |



## Total Allocation


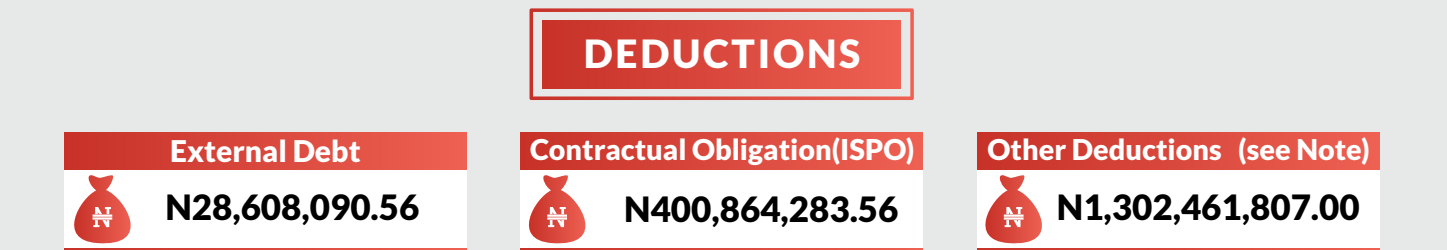
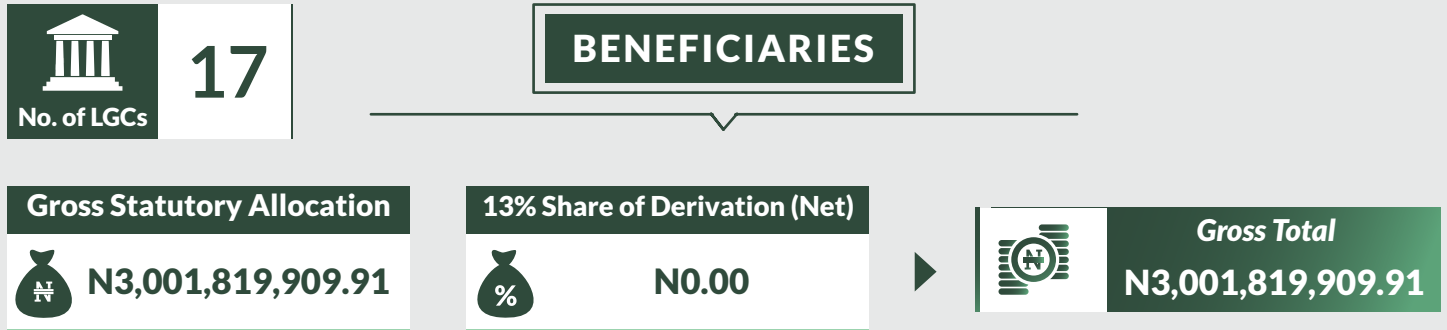
|                    |   |   |                        |
|--------------------|---|---|------------------------|
| IWAJOWA            | ▶ |    | <b>N128,208,723.47</b> |
| IYAMAPO/OLORUNSOGO | ▶ |    | <b>N117,425,911.11</b> |
| KAJOLA             | ▶ |    | <b>N146,058,433.23</b> |
| LAGEMU             | ▶ |    | <b>N134,488,396.63</b> |
| OGBOMOSHO NORTH    | ▶ |    | <b>N141,506,215.82</b> |
| OGBOMOSHO SOUTH    | ▶ |    | <b>N119,945,342.72</b> |
| OGO-OLUWA          | ▶ |    | <b>N110,016,419.78</b> |
| OLUYOLE            | ▶ |  | <b>N145,725,726.36</b> |
| ONA-ARA            | ▶ |  | <b>N159,589,803.01</b> |
| ORELOPE            | ▶ |  | <b>N121,271,015.39</b> |
| ORI IRE            | ▶ |  | <b>N142,485,919.38</b> |
| OYO EAST           | ▶ |  | <b>N123,988,166.25</b> |
| OYO WEST           | ▶ |  | <b>N125,242,611.97</b> |
| SAKI EAST          | ▶ |  | <b>N122,995,862.66</b> |
| IFEDAPO            | ▶ |  | <b>N138,979,776.35</b> |

# FEDERATION ACCOUNT ALLOCATION COMMITTEE (FAAC) MARCH 2020 DISBURSEMENT


Distribution of Revenue Allocation to State Governments and Local Governments by FAAC for the month of February, 2020 Shared in March, 2020



## PLATEAU STATE

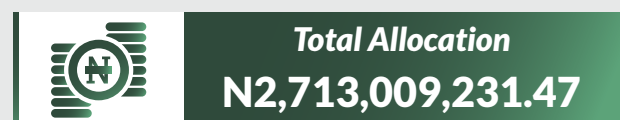


### LGAs



Exchange Gain Allocation =N3,317,287.47

Dist. of 'N= 15.198 from FOREX Equal. Account =N65,922,764.47





*Total Allocation*

|                |   |   |                        |
|----------------|---|---|------------------------|
| BARKIN LADI    | ▶ |    | <b>N157,702,074.84</b> |
| BASSA          | ▶ |    | <b>N159,580,715.74</b> |
| BOKKOS         | ▶ |    | <b>N158,457,885.39</b> |
| JOS EAST       | ▶ |    | <b>N122,347,830.98</b> |
| JOS NORTH      | ▶ |    | <b>N215,405,059.18</b> |
| JOS SOUTH      | ▶ |    | <b>N184,885,541.50</b> |
| KANAM          | ▶ |    | <b>N157,918,869.60</b> |
| KANKE          | ▶ |  | <b>N140,399,626.93</b> |
| LANGTANG NORTH | ▶ |  | <b>N144,535,040.02</b> |
| LANGTANG SOUTH | ▶ |  | <b>N136,404,738.96</b> |
| MANGU          | ▶ |  | <b>N190,008,252.92</b> |
| MIKANG         | ▶ |  | <b>N128,377,451.05</b> |
| PANKSHIN       | ▶ |  | <b>N167,998,920.02</b> |
| QUAN-PAN       | ▶ |  | <b>N168,172,497.87</b> |
| RIYOM          | ▶ |  | <b>N136,031,397.51</b> |
| SHENDAM        | ▶ |  | <b>N169,857,955.90</b> |
| WASE           | ▶ |  | <b>N174,925,373.07</b> |

# FEDERATION ACCOUNT ALLOCATION COMMITTEE (FAAC) MARCH 2020 DISBURSEMENT

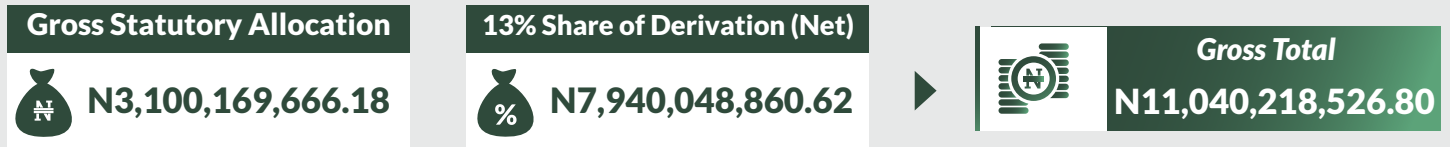
Distribution of Revenue Allocation to State Governments and Local Governments by FAAC for the month of February, 2020 Shared in March, 2020




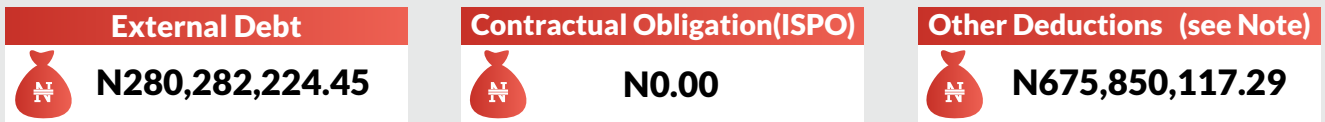
## RIVERS STATE

 **23**  
No. of LGCs


### BENEFICIARIES



### DEDUCTIONS

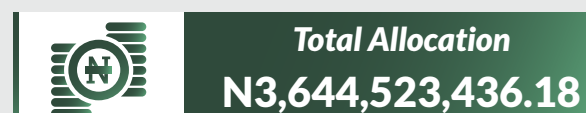


### LGAs



Exchange Gain Allocation =N4,111,961.72

Dist. of 'N= 15.198 from FOREX Equal. Account =N81,714,921.11





*Total Allocation*

|                   |   |  |                        |
|-------------------|---|--|------------------------|
| AHOADA            | ▶ |  | <b>N134,720,566.73</b> |
| AHOADA WEST       | ▶ |  | <b>N163,829,862.64</b> |
| AKUKUTORU         | ▶ |  | <b>N148,119,231.13</b> |
| ANDONI            | ▶ |  | <b>N159,215,602.09</b> |
| ASARITORU         | ▶ |  | <b>N151,588,111.08</b> |
| BONNY             | ▶ |  | <b>N151,240,921.52</b> |
| DEGEMA            | ▶ |  | <b>N162,580,322.89</b> |
| ELEME             | ▶ |  | <b>N154,879,387.30</b> |
| EMOHUA            | ▶ |  | <b>N150,465,364.40</b> |
| ETCHE             | ▶ |  | <b>N172,240,741.11</b> |
| GONAKA            | ▶ |  | <b>N157,082,790.69</b> |
| IKWERRE           | ▶ |  | <b>N149,572,059.60</b> |
| KHANA             | ▶ |  | <b>N176,845,601.67</b> |
| OBIO/AKPOR        | ▶ |  | <b>N217,207,708.54</b> |
| OBUA/ODUAL        | ▶ |  | <b>N174,628,504.62</b> |
| OGBA/EGBEMA/NDONI | ▶ |  | <b>N175,840,172.31</b> |
| OGU/BOLO          | ▶ |  | <b>N121,662,999.15</b> |
| OKRIKA            | ▶ |  | <b>N151,954,980.37</b> |



*Total Allocation*

|               |   |  |                        |
|---------------|---|--|------------------------|
| OMUMMA        | ▶ |  | <b>N121,296,912.87</b> |
| OPOBO/NKORO   | ▶ |  | <b>N131,780,418.47</b> |
| OYIGBO        | ▶ |  | <b>N132,791,374.66</b> |
| PORT HARCOURT | ▶ |  | <b>N243,121,368.85</b> |
| TAI           | ▶ |  | <b>N141,858,433.51</b> |



# FEDERATION ACCOUNT ALLOCATION COMMITTEE (FAAC) MARCH 2020 DISBURSEMENT

Distribution of Revenue Allocation to State Governments and Local Governments by FAAC for the month of February, 2020 Shared in March, 2020

## SOKOTO STATE


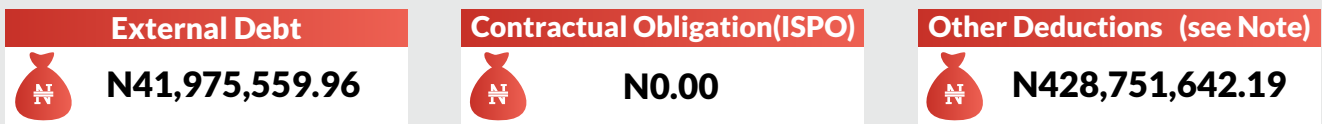


 **23**  
No. of LGCs


### BENEFICIARIES



### DEDUCTIONS

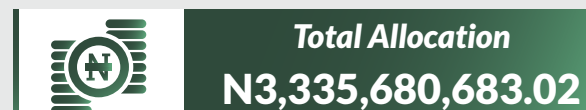


### LGAs



Exchange Gain Allocation =N4,141,381.89

Dist. of '=N= 15.198 from FOREX Equal. Account =N82,299,573.06





*Total Allocation*

|                     |   |   |                        |
|---------------------|---|---|------------------------|
| <b>BINJI</b>        | ▶ |    | <b>N124,651,905.40</b> |
| <b>BODINGA</b>      | ▶ |    | <b>N143,047,900.63</b> |
| <b>DANGE-SHUNI</b>  | ▶ |    | <b>N153,010,251.78</b> |
| <b>GADA</b>         | ▶ |    | <b>N167,014,599.22</b> |
| <b>GORONYO</b>      | ▶ |    | <b>N154,720,802.23</b> |
| <b>GUDU</b>         | ▶ |    | <b>N137,208,727.14</b> |
| <b>GWADABAWA</b>    | ▶ |   | <b>N162,399,514.24</b> |
| <b>ILLELA</b>       | ▶ |  | <b>N138,209,061.38</b> |
| <b>ISA</b>          | ▶ |  | <b>N152,158,687.73</b> |
| <b>KEBBE</b>        | ▶ |  | <b>N138,789,009.36</b> |
| <b>KWARE</b>        | ▶ |  | <b>N131,403,943.36</b> |
| <b>RABAH</b>        | ▶ |  | <b>N151,982,824.69</b> |
| <b>SABON BIRNI</b>  | ▶ |  | <b>N162,039,465.03</b> |
| <b>SHAGARI</b>      | ▶ |  | <b>N145,828,077.74</b> |
| <b>SILAME</b>       | ▶ |  | <b>N130,162,977.90</b> |
| <b>SOKOTO NORTH</b> | ▶ |  | <b>N150,565,371.12</b> |
| <b>SOKOTO SOUTH</b> | ▶ |  | <b>N147,004,488.99</b> |
| <b>TAMBUWAL</b>     | ▶ |  | <b>N162,707,866.74</b> |



*Total Allocation*


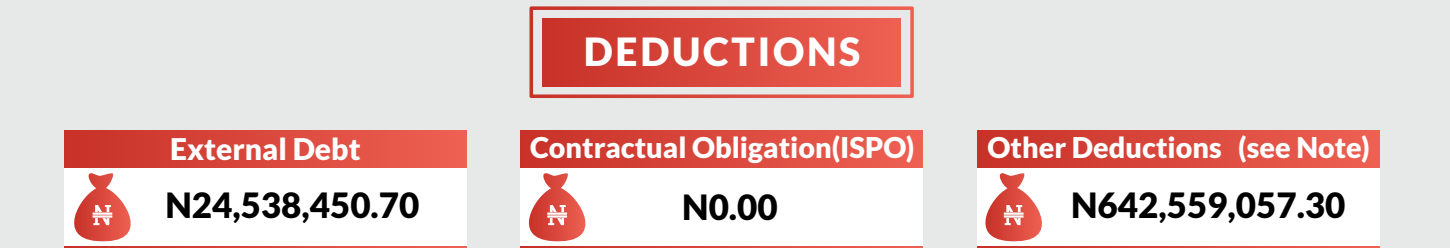
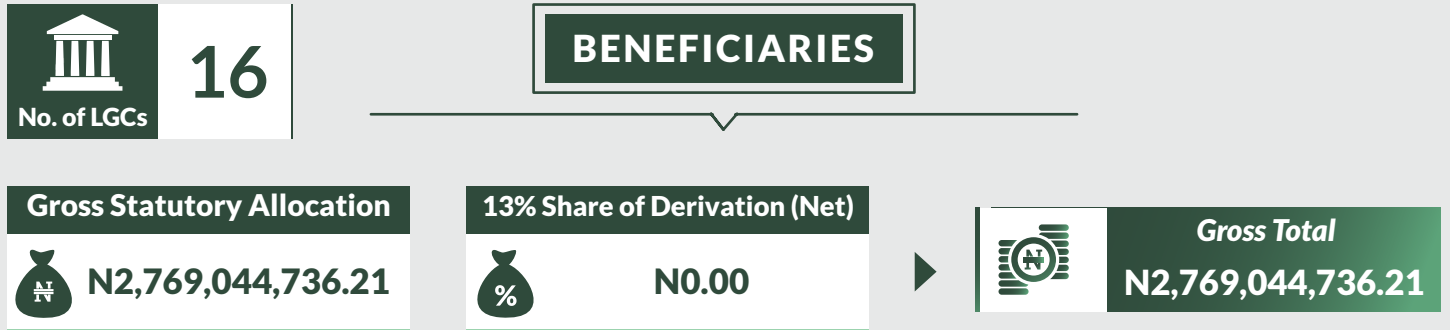
|         |   |   |                        |
|---------|---|---|------------------------|
| TANGAZA | ▶ |  | <b>N145,052,925.19</b> |
| TURETA  | ▶ |  | <b>N131,326,580.72</b> |
| WAMAKKO | ▶ |  | <b>N142,349,384.91</b> |
| WURNO   | ▶ |  | <b>N136,977,907.42</b> |
| YABO    | ▶ |  | <b>N127,068,410.10</b> |

# FEDERATION ACCOUNT ALLOCATION COMMITTEE (FAAC) MARCH 2020 DISBURSEMENT


Distribution of Revenue Allocation to State Governments and Local Governments by FAAC for the month of February, 2020 Shared in March, 2020



## TARABA STATE

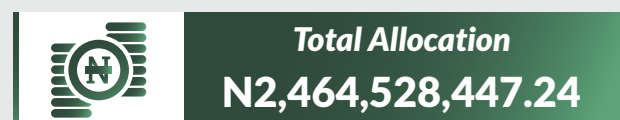


### LGAs



Exchange Gain Allocation =N3,103,979.58

Dist. of 'N= 15.198 from FOREX Equal. Account =N61,683,805.35





*Total Allocation*

|              |   |  |                        |
|--------------|---|--|------------------------|
| ARDO KOLA    | ▶ |  | <b>N125,722,644.19</b> |
| BALI         | ▶ |  | <b>N204,347,286.50</b> |
| DONGA        | ▶ |  | <b>N146,290,408.64</b> |
| GASHAKA      | ▶ |  | <b>N165,562,557.26</b> |
| GASSOL       | ▶ |  | <b>N187,584,964.94</b> |
| IBI          | ▶ |  | <b>N130,480,352.89</b> |
| JALINGO      | ▶ |  | <b>N130,400,865.74</b> |
| KARIM LAMIDU | ▶ |  | <b>N189,302,443.88</b> |
| KURMI        | ▶ |  | <b>N137,494,383.21</b> |
| LAU          | ▶ |  | <b>N129,402,007.26</b> |
| SARDAUNA     | ▶ |  | <b>N188,320,628.83</b> |
| TAKUM        | ▶ |  | <b>N150,512,970.41</b> |
| USSA         | ▶ |  | <b>N132,040,109.20</b> |
| WUKARI       | ▶ |  | <b>N185,633,366.40</b> |
| YORRO        | ▶ |  | <b>N125,244,386.62</b> |
| ZING         | ▶ |  | <b>N136,189,071.27</b> |

# FEDERATION ACCOUNT ALLOCATION COMMITTEE (FAAC) MARCH 2020 DISBURSEMENT

Distribution of Revenue Allocation to State Governments and Local Governments by FAAC for the month of February, 2020 Shared in March, 2020






## YOBE STATE


 **17**  
No. of LGCs

### BENEFICIARIES

|   |  |  |
|---|--|--|
| <b>Gross Statutory Allocation</b>   | <b>13% Share of Derivation (Net)</b>   | <b>Gross Total</b>   |
|  <b>N2,854,529,662.17</b> |  <b>N0.00</b> |  <b>N2,854,529,662.17</b> |

### DEDUCTIONS

|   |  |  |
|---|--|--|
| <b>External Debt</b>  | <b>Contractual Obligation (ISPO)</b>   | <b>Other Deductions (see Note)</b>   |
|  <b>N24,590,154.68</b> |  <b>N0.00</b> |  <b>N242,539,775.00</b> |

|   |   |                             |
|---|---|-----------------------------|
| <b>Net Statutory Allocation</b>   |  | <b>Gross VAT Allocation</b> |
| <b>N2,587,399,732.49</b>  |   | <b>N896,005,052.43</b>      |
| <b>Distribution of Exchange Gain</b><br>=N4,655,763.51                  |   | <b>Deductions</b><br>-----  |
| <b>Dist. of 'N= 15.198 from FOREX</b><br>Equal. Account =N92,521,617.13 |   | <b>Net VAT Allocation</b>   |
| <b>Total Gross Amount</b>   | <b>Total Net Amount</b>   | <b>N896,005,052.43</b>      |
| <b>N3,847,712,095.24</b>  | <b>N3,580,582,165.56</b>  |                             |

### LGAs

**Gross Statutory Allocation**  **N1,913,404,206.19**

**Deduction**  **N 0.00**

**Value Added Tax**  **N529,112,955.51**

Exchange Gain Allocation =N3,120,779.44

Dist. of 'N= 15.198 from FOREX Equal. Account =N62,017,660.47

**Total Allocation**  
**N2,507,655,601.61**




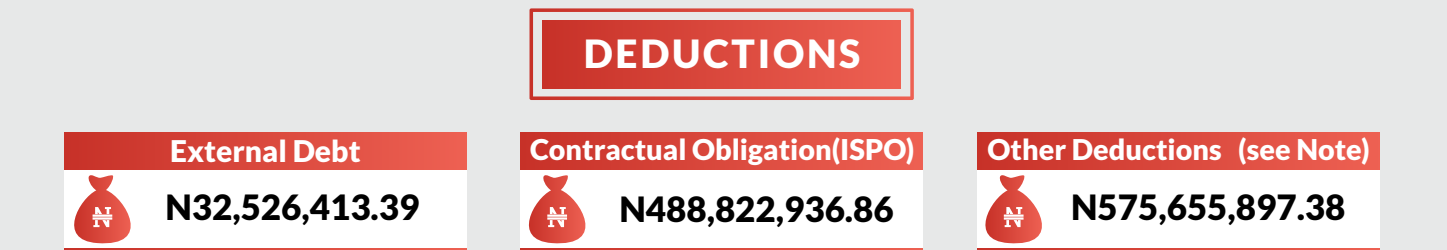
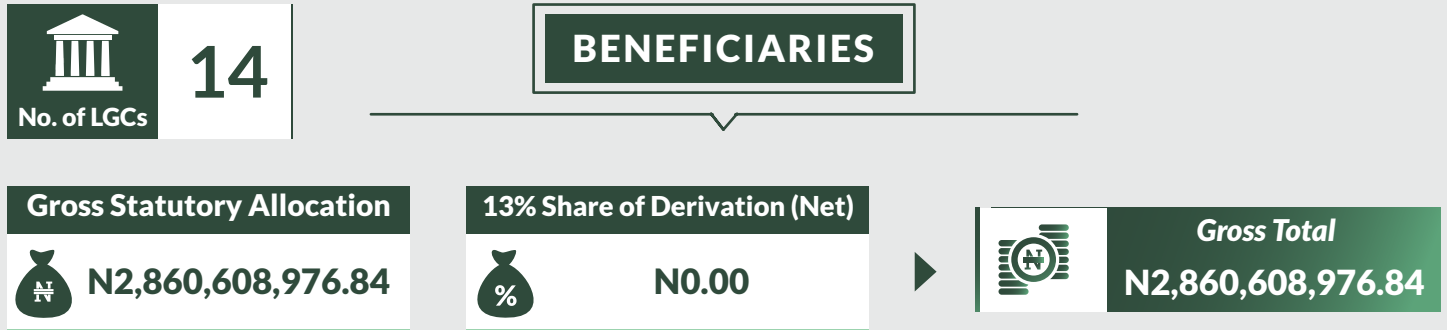
*Total Allocation*

|          |   |  |                        |
|----------|---|--|------------------------|
| BADE     | ▶ |  | <b>N141,192,743.93</b> |
| BURSARI  | ▶ |  | <b>N150,772,887.06</b> |
| DAMATURU | ▶ |  | <b>N129,528,663.62</b> |
| FIKA     | ▶ |  | <b>N145,099,526.77</b> |
| FUNE     | ▶ |  | <b>N202,354,577.40</b> |
| GEIDAM   | ▶ |  | <b>N165,019,168.23</b> |
| GUJBA    | ▶ |  | <b>N152,621,981.38</b> |
| GULAMI   | ▶ |  | <b>N134,775,988.06</b> |
| JAKUSKO  | ▶ |  | <b>N177,277,375.53</b> |
| KARASUWA | ▶ |  | <b>N127,613,999.66</b> |
| MACHINA  | ▶ |  | <b>N120,307,411.94</b> |
| NANGERE  | ▶ |  | <b>N128,938,646.76</b> |
| NGURU    | ▶ |  | <b>N142,167,702.12</b> |
| POTISKUM | ▶ |  | <b>N157,053,591.07</b> |
| TARMUA   | ▶ |  | <b>N139,335,134.78</b> |
| YUNUSARI | ▶ |  | <b>N147,448,880.60</b> |
| YUSUFARI | ▶ |  | <b>N146,147,322.68</b> |


# FEDERATION ACCOUNT ALLOCATION COMMITTEE (FAAC) MARCH 2020 DISBURSEMENT

Distribution of Revenue Allocation to State Governments and Local Governments by FAAC for the month of February, 2020 Shared in March, 2020

## ZAMFARA STATE



### LGAs



Exchange Gain Allocation =N2,819,832.85

Dist. of 'N= 15.198 from FOREX Equal. Account =N56,037,102.00







*Total Allocation*

|               |   |  |                        |
|---------------|---|--|------------------------|
| ANKA          | ▶ |  | <b>N141,143,216.68</b> |
| BAKURA        | ▶ |  | <b>N140,752,066.17</b> |
| BUKKUYUM      | ▶ |  | <b>N161,646,609.65</b> |
| BUNGUDU       | ▶ |  | <b>N177,888,912.25</b> |
| GUMMI         | ▶ |  | <b>N156,212,083.68</b> |
| GUSAU         | ▶ |  | <b>N215,508,046.82</b> |
| KAURA NAMODA  | ▶ |  | <b>N168,130,757.96</b> |
| KIYAWA        | ▶ |  | <b>N149,194,192.32</b> |
| MARADUN       | ▶ |  | <b>N160,788,367.49</b> |
| MARU          | ▶ |  | <b>N206,348,188.24</b> |
| SHINKAFI      | ▶ |  | <b>N133,614,132.42</b> |
| TALATA MAFARA | ▶ |  | <b>N155,083,222.88</b> |
| TSAFE         | ▶ |  | <b>N165,678,725.17</b> |
| ZURMI         | ▶ |  | <b>N180,753,787.87</b> |

# APPENDIX

## Federal Ministry of Finance, Abuja

### Summary of Gross Revenue Allocation by Federation Account Allocation Committee for the Month of February, 2020 Shared in March, 2020

| S/n | Beneficiaries                     | Statutory                 | Exchange Gain Difference | Distribution of '=N= 15.198 from FOREX Equalisation Account | VAT                      | Total                     |
|-----|-----------------------------------|---------------------------|--------------------------|---|--------------------------|---------------------------|
|     |                                   | ₦                         | ₦                        | ₦   | ₦                        | ₦                         |
| 1   | FGN (see Table II)                | 214,914,217,473.46        | 350,527,018.66           | 6,965,844,919.83  | 13,887,527,041.18        | 236,118,116,453.12        |
| 2   | State (see Table III)             | 109,007,363,152.82        | 177,791,988.20           | 3,533,169,632.84  | 46,291,756,803.92        | 159,010,081,577.78        |
| 3   | LGCs (see Table IV)               | 84,040,107,819.92         | 137,070,170.55           | 2,723,925,689.99  | 32,404,229,762.74        | 119,305,333,443.19        |
| 4   | 13% Derivation Fund               | 43,242,296,951.74         | 92,555,326.20            | 1,975,841,645.45  | -                        | 45,310,693,923.40         |
| 5   | Cost of Collection - NCS          | 4,740,147,078.72          | -                        | -   | 445,494,574.23           | 5,185,641,652.95          |
| 6   | Cost of Collections - DPR         | 3,795,982,209.18          | -                        | -   | -                        | 3,795,982,209.18          |
| 7   | Cost of Collections - FIRS        | 2,318,361,359.12          | -                        | -   | 3,536,592,032.55         | 5,854,953,391.67          |
| 8   | Refund FIRS                       | 4,000,000,000.00          | -                        | -   | -                        | 4,000,000,000.00          |
| 9   | Refund DPR                        | 177,000.00                | -                        | -   | -                        | 177,000.00                |
| 10  | North East Development Commission | -                         | -                        | -   | 2,986,564,955.09         | 2,986,564,955.09          |
|     | <b>Total</b>                      | <b>466,058,653,044.96</b> | <b>757,944,503.61</b>    | <b>15,198,781,888.10</b>                                    | <b>99,552,165,169.71</b> | <b>581,567,544,606.38</b> |
|     | Check!!                           |                           |                          |   |                          |                           |

### Distribution of Revenue Allocation to FGN by Federation Account Allocation Committee for the Month of February, 2020 Shared in March, 2020

| 1  | 2                                | 3                          | 4= 2-3                   | 5                         | 6                        | 7   | 8(4+5+6+7)               |                           |
|--|----------------------------------|----------------------------|--------------------------|---------------------------|--------------------------|---|--------------------------|---------------------------|
| S/n  | Beneficiaries                    | Gross Statutory Allocation | Less Deductions          | Net Statutory Allocation  | Exchange Gain Difference | Distribution of '=N= 15.198 from FOREX Equalisation Account | VAT                      | Total Net Amount          |
|  |                                  | ₦                          | ₦                        | ₦                         | ₦                        | ₦   | ₦                        | ₦                         |
| 1  | FGN (CRF Account)                | 197,861,418,896.41         | 40,630,580,417.11        | 157,230,838,479.30        | 322,713,751.04           | 6,413,126,017.68  | 12,961,691,905.10        | 176,928,370,153.12        |
| 2  | Share of Derivation & Ecology    | 4,079,616,884.46           | -                        | 4,079,616,884.46          | 6,653,891.77             | 132,229,402.43  | -                        | 4,218,500,178.66          |
| 3  | Stabilization                    | 2,039,808,442.23           | -                        | 2,039,808,442.23          | 3,326,945.89             | 66,114,701.21   | -                        | 2,109,250,089.33          |
| 4  | Development of Natural Resources | 6,853,756,365.90           | -                        | 6,853,756,365.90          | 11,178,538.18            | 222,145,396.08  | -                        | 7,087,080,300.15          |
| 5  | FCT-Abuja                        | 4,079,616,884.46           | 42,479,689.71            | 4,037,137,194.75          | 6,653,891.77             | 132,229,402.43  | 925,835,136.08           | 5,101,855,625.03          |
|  | <b>Sub-total</b>                 | <b>214,914,217,473.46</b>  | <b>40,673,060,106.82</b> | <b>174,241,157,366.64</b> | <b>350,527,018.66</b>    | <b>6,965,844,919.83</b>                                     | <b>13,887,527,041.18</b> | <b>195,445,056,346.30</b> |
|  |                                  |                            |                          |                           |                          |   |                          |                           |
| Source: Office of the Accountant-General of the Federation |                                  |                            |                          |                           |                          |   |                          |                           |

The above information is also available on the Federal Ministry of Finance website [www.fmf.gov.ng](http://www.fmf.gov.ng) and Office of Accountant-General of the Federation website [www.oagf.gov.ng](http://www.oagf.gov.ng). In addition, you would find on these websites details of the Capital and Recurrent allocations to all arms of Government including Federal Ministries and Agencies. The Budget Office website [www.budgetoffice.gov.ng](http://www.budgetoffice.gov.ng) also contains information about the Budget.

.....  
 Zainab S. Ahmed  
 Hon. Minister of Finance,  
 Budget & National Planning  
 Abuja, Nigeria.

## Federal Ministry of Finance, Budget & National Planning, Abuja

### Distribution of Revenue Allocation to State Governments by Federation Account Allocation Committee for the month of February, 2020 Shared in March, 2020

| 1   | 2                     | 3           | 4                          | 5                             | 6=4+5                     | 7                       | 8                             | 9                           | 10=6-(7+8+9)              | 11                            | 12  | 13                       | 14                      | 15                       | 16=6+11+12+13             | 17=10+11+12+15            |     |
|-----|-----------------------|-------------|----------------------------|-------------------------------|---------------------------|-------------------------|-------------------------------|-----------------------------|---------------------------|-------------------------------|---|--------------------------|-------------------------|--------------------------|---------------------------|---------------------------|-----|
| S/n | Beneficiaries         | No. of LGCs | Gross Statutory Allocation | 13% Share of Derivation (Net) | Gross Total               | Deductions              |                               |                             | Net Statutory Allocation  | Distribution of Exchange Gain | Distribution of =N=15.198 from FOREX Equalisation Account | Gross VAT Allocation     | Deduction               | Net VAT                  | Total Gross Amount        | Total Net Amount          | S/n |
|     |                       |             |                            |                               |                           | External Debt           | Contractual Obligation (ISPO) | Other Deductions (see Note) |                           |                               |   |                          |                         |                          |                           |                           |     |
|     |                       |             |                            |                               |                           |                         |                               |                             |                           |                               |   |                          |                         |                          |                           |                           |     |
|     |                       |             |                            |                               |                           |                         |                               |                             |                           |                               |   |                          |                         |                          |                           |                           |     |
| 1   | ABIA                  | 17          | 2,691,755,363.77           | 566,091,095.12                | 3,257,846,458.88          | 33,320,520.20           | 0.00                          | 735,771,002.04              | 2,488,754,936.64          | 5,695,399.82                  | 115,107,085.30  | 938,961,103.29           | -                       | 938,961,103.29           | 4,317,610,047.29          | 3,548,518,525.05          | 1   |
| 2   | ADAMAWA               | 21          | 2,863,564,815.61           | -                             | 2,863,564,815.61          | 82,720,173.67           | 0.00                          | 482,924,348.55              | 2,297,920,293.39          | 4,670,499.93                  | 92,814,466.43   | 988,325,974.07           | -                       | 988,325,974.07           | 3,949,375,756.04          | 3,383,731,233.82          | 2   |
| 3   | AKWA IBOM             | 31          | 2,890,175,698.40           | 9,281,421,155.38              | 12,171,596,853.77         | 46,980,423.27           | 0.00                          | 1,230,984,275.92            | 10,893,632,154.58         | 25,397,981.71                 | 535,234,123.21  | 1,075,770,780.18         | -                       | 1,075,770,780.18         | 13,807,999,738.88         | 12,530,035,039.69         | 3   |
| 4   | ANAMBRA               | 21          | 2,858,200,264.05           | -                             | 2,858,200,264.05          | 58,100,380.27           | 0.00                          | 456,675,966.08              | 2,343,423,917.70          | 4,661,750.30                  | 92,640,589.46   | 1,090,802,659.05         | -                       | 1,090,802,659.05         | 4,046,305,262.86          | 3,531,528,916.51          | 4   |
| 5   | BAUCHI                | 20          | 3,438,510,678.60           | -                             | 3,438,510,678.60          | 151,401,481.72          | 201,255,000.00                | 918,083,417.39              | 2,167,770,779.49          | 5,608,241.80                  | 111,449,732.94  | 1,134,712,016.21         | -                       | 1,134,712,016.21         | 4,690,280,669.55          | 3,419,540,770.44          | 5   |
| 6   | BAYELSA               | 8           | 2,543,520,566.55           | 8,297,783,235.41              | 10,841,303,801.96         | 42,171,744.99           | 0.00                          | 1,431,714,433.87            | 9,367,417,623.10          | 20,628,258.39                 | 434,245,657.27  | 866,742,636.21           | -                       | 866,742,636.21           | 12,162,920,353.83         | 10,689,034,174.97         | 6   |
| 7   | BENUE                 | 23          | 3,223,826,040.38           | -                             | 3,223,826,040.38          | 29,660,990.61           | 103,855,987.23                | 1,021,386,823.31            | 2,068,922,239.23          | 5,258,089.22                  | 104,491,329.19  | 1,070,849,078.59         | -                       | 1,070,849,078.59         | 4,404,424,537.38          | 3,249,520,736.23          | 7   |
| 8   | BORNO                 | 27          | 3,571,537,233.29           | -                             | 3,571,537,233.29          | 21,630,296.48           | 0.00                          | 506,775,777.51              | 3,043,131,159.30          | 5,825,209.30                  | 115,761,417.67  | 1,088,951,099.93         | -                       | 1,088,951,099.93         | 4,782,074,960.19          | 4,253,668,886.20          | 8   |
| 9   | CROSS RIVER           | 18          | 2,890,668,592.91           | -                             | 2,890,668,592.91          | 222,020,699.58          | 633,134,951.92                | 903,535,446.17              | 1,131,977,495.24          | 4,714,706.43                  | 93,693,959.78   | 947,778,267.48           | -                       | 947,778,267.48           | 3,936,854,526.61          | 2,178,163,428.94          | 9   |
| 10  | DELTA                 | 25          | 2,918,768,693.93           | 13,670,446,416.21             | 16,589,215,110.14         | 31,673,517.83           | 0.00                          | 1,385,998,840.29            | 15,171,542,752.02         | 35,078,053.16                 | 741,812,411.40  | 1,080,534,776.93         | -                       | 1,080,534,776.93         | 18,446,640,351.63         | 17,028,967,993.51         | 10  |
| 11  | EBONYI                | 13          | 2,571,761,478.68           | -                             | 2,571,761,478.68          | 44,424,386.05           | 0.00                          | 416,373,129.35              | 2,110,963,963.28          | 4,194,566.07                  | 83,356,475.16   | 898,582,398.68           | -                       | 898,582,398.68           | 3,557,894,918.59          | 3,097,097,403.20          | 11  |
| 12  | EDO                   | 18          | 2,687,902,919.92           | 1,400,415,483.58              | 4,088,318,403.50          | 100,287,446.92          | 0.00                          | 754,635,001.80              | 3,233,395,954.78          | 7,131,776.32                  | 145,779,662.81  | 1,009,605,476.80         | -                       | 1,009,605,476.80         | 5,250,835,319.43          | 4,395,912,870.71          | 12  |
| 13  | EKITI                 | 16          | 2,570,310,248.67           | -                             | 2,570,310,248.67          | 98,939,420.89           | 102,458,000.01                | 577,098,993.81              | 1,791,813,833.96          | 4,192,199.10                  | 83,309,437.59   | 891,121,781.05           | -                       | 891,121,781.05           | 3,548,933,666.41          | 2,770,437,251.70          | 13  |
| 14  | ENUGU                 | 17          | 2,890,918,077.13           | -                             | 2,890,918,077.13          | 95,752,542.72           | 0.00                          | 359,035,558.30              | 2,436,129,976.11          | 4,715,113.34                  | 93,701,046.11   | 1,004,393,940.13         | -                       | 1,004,393,940.13         | 3,993,728,176.71          | 3,538,940,075.69          | 14  |
| 15  | GOMBE                 | 11          | 2,707,662,276.85           | -                             | 2,707,662,276.85          | 38,851,191.56           | 533,792,423.91                | 397,856,398.70              | 1,737,162,262.68          | 4,416,221.49                  | 87,761,320.48   | 887,855,299.77           | -                       | 887,855,299.77           | 3,687,695,118.59          | 2,717,195,104.42          | 15  |
| 16  | IMO                   | 27          | 2,988,783,664.73           | 866,158,974.86                | 3,854,942,639.59          | 55,064,324.16           | 0.00                          | 1,008,399,955.69            | 2,791,478,359.74          | 6,818,857.63                  | 138,375,639.93  | 1,059,284,419.89         | -                       | 1,059,284,419.89         | 5,059,421,557.05          | 3,995,957,277.20          | 16  |
| 17  | JIGAWA                | 27          | 3,214,714,083.57           | -                             | 3,214,714,083.57          | 32,712,191.29           | 0.00                          | 315,790,791.37              | 2,866,211,100.91          | 5,243,227.54                  | 104,195,990.53  | 1,104,199,569.34         | -                       | 1,104,199,569.34         | 4,428,352,870.98          | 4,079,849,888.32          | 17  |
| 18  | KADUNA                | 23          | 3,766,411,453.72           | -                             | 3,766,411,453.72          | 414,568,559.11          | 0.00                          | 355,822,116.18              | 2,996,020,778.43          | 6,143,050.90                  | 122,077,721.98  | 1,311,480,869.19         | -                       | 1,311,480,869.19         | 5,206,113,095.79          | 4,435,722,420.50          | 18  |
| 19  | KANO                  | 44          | 4,559,660,378.85           | -                             | 4,559,660,378.85          | 79,912,356.30           | 0.00                          | 598,730,154.71              | 3,881,017,867.84          | 7,436,847.02                  | 147,788,673.36  | 1,726,279,392.85         | -                       | 1,726,279,392.85         | 6,441,165,292.08          | 5,762,522,781.07          | 19  |
| 20  | KATSINA               | 34          | 3,533,607,025.89           | -                             | 3,533,607,025.89          | 116,240,458.46          | 0.00                          | 403,236,557.38              | 3,014,130,010.05          | 5,763,344.79                  | 114,532,015.79  | 1,240,566,887.44         | -                       | 1,240,566,887.44         | 4,894,469,273.91          | 4,374,992,258.07          | 20  |
| 21  | KEBBI                 | 21          | 3,035,386,064.58           | -                             | 3,035,386,064.58          | 32,996,092.03           | 0.00                          | 454,134,183.78              | 2,548,255,788.77          | 4,950,741.93                  | 98,383,572.97   | 982,366,584.03           | -                       | 982,366,584.03           | 4,121,086,963.52          | 3,633,956,687.71          | 21  |
| 22  | KOGI                  | 21          | 3,177,132,855.69           | -                             | 3,177,132,855.69          | 45,322,735.67           | 117,593,824.10                | 611,500,169.09              | 2,402,716,126.83          | 5,181,932.22                  | 102,977,899.85  | 984,035,257.43           | -                       | 984,035,257.43           | 4,269,327,945.19          | 3,494,911,216.33          | 22  |
| 23  | KWARA                 | 16          | 2,558,850,812.23           | -                             | 2,558,850,812.23          | 39,642,674.65           | 0.00                          | 573,621,836.71              | 1,945,586,300.87          | 4,173,508.65                  | 82,938,011.92   | 897,233,845.98           | -                       | 897,233,845.98           | 3,543,196,178.78          | 2,929,931,667.42          | 23  |
| 24  | LAGOS                 | 20          | 3,850,928,988.42           | -                             | 3,850,928,988.42          | 1,455,470,843.49        | 2,000,000,000.00              | 1,500,000,000.00            | (1,104,541,855.07)        | 6,280,899.76                  | 124,817,122.13  | 9,066,352,798.05         | 1,000,000,000.00        | 8,066,352,798.05         | 13,048,379,808.36         | 7,092,908,964.87          | 24  |
| 25  | NASSARAWA             | 13          | 2,650,974,939.81           | -                             | 2,650,974,939.81          | 37,072,493.08           | 226,360,533.05                | 276,871,296.02              | 2,110,670,617.66          | 4,323,763.93                  | 85,923,958.56   | 832,477,776.18           | -                       | 832,477,776.18           | 3,573,700,438.48          | 3,033,396,116.33          | 25  |
| 26  | NIGER                 | 25          | 3,405,059,278.14           | -                             | 3,405,059,278.14          | 69,773,986.44           | 275,631,992.38                | 329,177,475.73              | 2,730,475,823.59          | 5,553,682.26                  | 110,365,499.10  | 1,062,209,528.83         | -                       | 1,062,209,528.83         | 4,583,187,988.33          | 3,908,604,533.78          | 26  |
| 27  | OGUN                  | 20          | 2,670,663,735.37           | -                             | 2,670,663,735.37          | 182,927,665.93          | 0.00                          | 1,285,898,299.38            | 1,201,837,770.06          | 4,355,876.54                  | 86,562,115.96   | 1,127,296,444.75         | -                       | 1,127,296,444.75         | 3,888,878,172.62          | 2,420,052,207.31          | 27  |
| 28  | ONDO                  | 18          | 2,675,954,619.33           | 1,219,931,730.56              | 3,895,886,349.89          | 86,563,451.32           | 951,995,613.62                | 515,126,931.65              | 2,342,200,353.30          | 7,090,723.14                  | 144,932,020.87  | 1,040,390,109.34         | -                       | 1,040,390,109.34         | 5,088,299,203.23          | 3,534,613,206.64          | 28  |
| 29  | OSUN                  | 30          | 2,621,705,160.67           | -                             | 2,621,705,160.67          | 158,862,570.42          | 305,678,787.00                | 1,527,614,502.94            | 629,549,300.31            | 4,276,024.66                  | 84,975,260.31   | 1,009,640,522.63         | -                       | 1,009,640,522.63         | 3,720,596,968.27          | 1,728,441,107.91          | 29  |
| 30  | OYO                   | 33          | 3,224,182,234.77           | -                             | 3,224,182,234.77          | 305,393,725.79          | 99,912,935.00                 | 818,716,101.66              | 2,000,159,472.32          | 5,258,670.18                  | 104,502,874.24  | 1,581,162,727.46         | -                       | 1,581,162,727.46         | 4,915,106,506.65          | 3,691,083,744.20          | 30  |
| 31  | PLATEAU               | 17          | 3,001,819,909.91           | -                             | 3,001,819,909.91          | 28,608,090.56           | 400,864,283.56                | 1,302,461,807.00            | 1,269,885,728.79          | 4,895,995.23                  | 97,295,619.69   | 1,017,952,615.42         | -                       | 1,017,952,615.42         | 4,121,964,140.24          | 2,390,029,959.13          | 31  |
| 32  | RIVERS                | 23          | 3,100,169,666.18           | 7,940,048,860.62              | 11,040,218,526.80         | 280,282,224.45          | 0.00                          | 675,850,117.29              | 10,084,086,185.06         | 21,407,135.94                 | 449,533,561.96  | 1,495,213,673.80         | -                       | 1,495,213,673.80         | 13,006,372,898.50         | 12,050,240,556.76         | 32  |
| 33  | SOKOTO                | 23          | 3,168,091,957.01           | -                             | 3,168,091,957.01          | 41,975,559.96           | 0.00                          | 428,751,642.19              | 2,697,364,754.86          | 5,167,186.43                  | 102,684,864.33  | 1,026,793,971.52         | -                       | 1,026,793,971.52         | 4,302,737,979.29          | 3,832,010,777.14          | 33  |
| 34  | TARABA                | 16          | 2,769,044,736.21           | -                             | 2,769,044,736.21          | 24,538,450.70           | 0.00                          | 642,559,057.30              | 2,101,947,228.21          | 4,516,336.83                  | 89,750,861.69   | 876,784,806.38           | -                       | 876,784,806.38           | 3,740,096,741.10          | 3,072,999,233.10          | 34  |
| 35  | YOBE                  | 17          | 2,854,529,662.17           | -                             | 2,854,529,662.17          | 24,590,154.68           | 0.00                          | 242,539,775.00              | 2,587,399,732.49          | 4,655,763.51                  | 92,521,617.13   | 896,005,052.43           | -                       | 896,005,052.43           | 3,847,712,095.24          | 3,580,582,165.56          | 35  |
| 36  | ZAMFARA               | 14          | 2,860,608,976.84           | -                             | 2,860,608,976.84          | 32,526,413.39           | 488,822,936.86                | 575,655,897.38              | 1,763,603,729.21          | 4,665,678.93                  | 92,718,661.16   | 979,042,662.61           | -                       | 979,042,662.61           | 3,937,035,979.55          | 2,840,030,731.92          | 36  |
|     | <b>Total (States)</b> |             | <b>109,007,363,152.82</b>  | <b>43,242,296,951.74</b>      | <b>152,249,660,104.57</b> | <b>4,642,980,238.64</b> | <b>6,441,357,268.64</b>       | <b>26,021,308,081.54</b>    | <b>115,144,014,515.76</b> | <b>270,347,314.40</b>         | <b>5,509,011,278.26</b>                                   | <b>46,291,756,803.92</b> | <b>1,000,000,000.00</b> | <b>45,291,756,803.92</b> | <b>204,320,775,501.15</b> | <b>166,215,129,912.34</b> |     |

**Note : \* Other Deductions cover; National Water Rehabilitation Projects, National Agricultural Technology Support Programme, Salary Bailout, Payment for Fertilizer, State Water Supply Project, State Agricultural Project and National Fadama Project**

**Distribution of Revenue Allocation to Local Government Councils by Federation Account  
Allocation Committee for the Month of February, 2020 Shared in March, 2020**

| State                | S/n | Local Government Councils | Gross Statutory Allocation | Deduction | Exchange Gain Difference | Distribution of '=N= 15.198 from FOREX Equalisation Account | Value Added Tax       | Total Allocation        |
|----------------------|-----|---------------------------|----------------------------|-----------|--------------------------|---|-----------------------|-------------------------|
|                      |     |                           | ₦                          | ₦         | ₦                        | ₦   | ₦                     | ₦                       |
| ABIA                 | 1   | ABA NORTH                 | 89,364,513.28              | -         | 145,754.32               | 2,896,501.44  | 28,813,804.23         | 121,220,573.27          |
|                      | 2   | ABA SOUTH                 | 149,093,048.82             | -         | 243,172.10               | 4,832,435.33  | 50,785,524.59         | 204,954,180.84          |
|                      | 3   | AROCHUKWU                 | 104,903,374.97             | -         | 171,098.35               | 3,400,150.30  | 33,169,617.02         | 141,644,240.63          |
|                      | 4   | BENDE                     | 106,885,177.44             | -         | 174,330.68               | 3,464,384.90  | 34,690,935.92         | 145,214,828.95          |
|                      | 5   | IKWUANO                   | 97,286,445.05              | -         | 158,675.07               | 3,153,268.76  | 30,932,399.67         | 131,530,788.55          |
|                      | 6   | ISIALA NGWA NORTH         | 100,471,751.17             | -         | 163,870.33               | 3,256,511.58  | 32,025,624.09         | 135,917,757.16          |
|                      | 7   | ISIALA NGWA SOUTH         | 97,484,509.53              | -         | 158,998.11               | 3,159,688.47  | 30,708,004.26         | 131,511,200.38          |
|                      | 8   | ISUIKWUATO                | 95,053,475.53              | -         | 155,033.07               | 3,080,893.29  | 29,296,764.81         | 127,586,166.70          |
|                      | 9   | NNEOCHI                   | 102,549,163.97             | -         | 167,258.61               | 3,323,845.12  | 32,733,605.14         | 138,773,872.84          |
|                      | 10  | OBIOMA NGWA               | 104,066,651.47             | -         | 169,733.64               | 3,373,030.24  | 33,949,757.41         | 141,559,172.77          |
|                      | 11  | OHAFIA                    | 113,805,207.53             | -         | 185,617.32               | 3,688,678.38  | 38,374,118.10         | 156,053,621.32          |
|                      | 12  | OSISIOMA                  | 109,574,183.87             | -         | 178,716.48               | 3,551,541.55  | 36,602,290.30         | 149,906,732.19          |
|                      | 13  | UGWUNAGBO                 | 83,673,263.75              | -         | 136,471.84               | 2,712,035.46  | 27,086,563.81         | 113,608,334.87          |
|                      | 14  | UKWA EAST                 | 79,059,805.28              | -         | 128,947.25               | 2,562,503.07  | 25,436,899.90         | 107,188,155.51          |
|                      | 15  | UKWA WEST                 | 82,324,415.05              | -         | 134,271.86               | 2,668,316.29  | 27,498,892.98         | 112,625,896.18          |
|                      | 16  | UMUAHIA NORTH             | 122,719,155.15             | -         | 200,156.04               | 3,977,599.13  | 36,673,685.68         | 163,570,596.00          |
|                      | 17  | UMUAHIA SOUTH             | 106,036,549.03             | -         | 172,946.56               | 3,436,878.98  | 30,972,472.76         | 140,618,847.34          |
| <b>ABIA TOTAL</b>    |     |                           | <b>1,744,350,690.89</b>    | <b>-</b>  | <b>2,845,051.64</b>      | <b>56,538,262.30</b>  | <b>559,750,960.68</b> | <b>2,363,484,965.50</b> |
| ADAMAWA              | 1   | DEMSA                     | 108,743,941.06             | -         | 177,362.34               | 3,524,631.54  | 34,233,710.63         | 146,679,645.58          |
|                      | 2   | FUFORE                    | 132,846,751.65             | -         | 216,674.24               | 4,305,856.92  | 36,111,381.39         | 173,480,664.20          |
|                      | 3   | GANYE                     | 113,119,047.09             | -         | 184,498.18               | 3,666,438.40  | 33,111,108.54         | 150,081,092.21          |
|                      | 4   | GIREI                     | 99,037,355.61              | -         | 161,530.82               | 3,210,019.65  | 30,743,393.21         | 133,152,299.29          |
|                      | 5   | GOMBI                     | 98,001,012.35              | -         | 159,840.53               | 3,176,429.47  | 31,884,747.01         | 133,222,029.37          |
|                      | 6   | GUYUK                     | 104,777,204.24             | -         | 170,892.56               | 3,396,060.83  | 34,062,445.05         | 142,406,602.68          |
|                      | 7   | HONG                      | 114,127,496.85             | -         | 186,142.97               | 3,699,124.49  | 33,461,070.92         | 151,473,835.23          |
|                      | 8   | JADA                      | 119,386,882.15             | -         | 194,721.08               | 3,869,592.79  | 33,415,719.57         | 156,866,915.59          |
|                      | 9   | YOLA-NORTH                | 103,800,953.97             | -         | 169,300.29               | 3,364,418.40  | 35,483,546.51         | 142,818,219.17          |
|                      | 10  | LAMURDE                   | 92,940,103.51              | -         | 151,586.14               | 3,012,394.23  | 29,549,395.74         | 125,653,479.62          |
|                      | 11  | MADAGALI                  | 94,447,926.51              | -         | 154,045.42               | 3,061,266.10  | 31,078,979.29         | 128,742,217.32          |
|                      | 12  | MAIHA                     | 92,470,600.29              | -         | 150,820.38               | 2,997,176.59  | 29,439,107.93         | 125,057,705.19          |
|                      | 13  | MAYO-BELWA                | 107,221,649.04             | -         | 174,879.47               | 3,475,290.69  | 32,350,067.10         | 143,221,886.30          |
|                      | 14  | MICHIKA                   | 103,945,038.72             | -         | 169,535.29               | 3,369,088.51  | 32,500,983.61         | 139,984,646.13          |
|                      | 15  | MUBI NORTH                | 99,188,577.07              | -         | 161,777.46               | 3,214,921.07  | 32,207,206.89         | 134,772,482.49          |
|                      | 16  | MUBI SOUTH                | 92,406,555.83              | -         | 150,715.92               | 2,995,100.77  | 30,669,914.31         | 126,222,286.83          |
|                      | 17  | NUMAN                     | 87,819,218.53              | -         | 143,233.93               | 2,846,415.02  | 28,015,922.95         | 118,824,790.44          |
|                      | 18  | SHELLENG                  | 99,484,717.20              | -         | 162,260.47               | 3,224,519.62  | 32,068,097.02         | 134,939,594.31          |
|                      | 19  | SONG                      | 125,223,195.06             | -         | 204,240.16               | 4,058,760.60  | 35,098,094.79         | 164,584,290.61          |
|                      | 20  | TOUNGO                    | 107,288,837.08             | -         | 174,989.06               | 3,477,468.40  | 25,329,359.19         | 136,270,653.72          |
|                      | 21  | YOLA-SOUTH                | 103,970,977.63             | -         | 169,577.60               | 3,369,929.24  | 35,230,745.75         | 142,741,230.21          |
| <b>ADAMAWA TOTAL</b> |     |                           | <b>2,200,248,041.44</b>    | <b>-</b>  | <b>3,588,624.31</b>      | <b>71,314,903.32</b>  | <b>676,044,997.40</b> | <b>2,951,196,566.48</b> |

|                        |    |                  |                         |          |                     |                      |                       |                         |
|------------------------|----|------------------|-------------------------|----------|---------------------|----------------------|-----------------------|-------------------------|
| AKWA IBOM              | 1  | ABAK             | 99,836,717.52           | -        | 162,834.58          | 3,235,928.73         | 31,352,133.90         | 134,587,614.73          |
|                        | 2  | EASTERN OBOLO    | 77,952,357.24           | -        | 127,140.99          | 2,526,608.23         | 25,896,985.02         | 106,503,091.49          |
|                        | 3  | EKET             | 102,919,195.18          | -        | 167,862.13          | 3,335,838.65         | 33,676,442.50         | 140,099,338.45          |
|                        | 4  | EKPE ATAI        | 78,899,252.99           | -        | 128,685.39          | 2,557,299.22         | 26,872,907.10         | 108,458,144.71          |
|                        | 5  | ESSIEN UDIM      | 106,027,640.35          | -        | 172,932.03          | 3,436,590.23         | 35,073,166.74         | 144,710,329.35          |
|                        | 6  | ETIM EKPO        | 92,415,032.26           | -        | 150,729.75          | 2,995,375.51         | 29,013,587.89         | 124,574,725.40          |
|                        | 7  | ETINAN           | 104,814,742.04          | -        | 170,953.79          | 3,397,277.51         | 33,449,130.16         | 141,832,103.50          |
|                        | 8  | IBENO            | 83,982,713.36           | -        | 136,976.56          | 2,722,065.41         | 26,927,425.95         | 113,769,181.28          |
|                        | 9  | IBESIKPO ASUTAN  | 97,464,844.71           | -        | 158,966.04          | 3,159,051.09         | 31,213,996.33         | 131,996,858.18          |
|                        | 10 | IBIONO IBOM      | 106,037,238.93          | -        | 172,947.69          | 3,436,901.34         | 34,862,869.84         | 144,509,957.79          |
|                        | 11 | IKA              | 81,609,195.32           | -        | 133,105.33          | 2,645,134.44         | 26,757,896.64         | 111,145,331.74          |
|                        | 12 | IKONO            | 96,529,013.42           | -        | 157,439.69          | 3,128,718.73         | 30,853,060.73         | 130,668,232.57          |
|                        | 13 | IKOT ABASI       | 96,556,229.11           | -        | 157,484.08          | 3,129,600.85         | 30,861,325.37         | 130,704,639.41          |
|                        | 14 | IKOT EKPENE      | 99,583,386.55           | -        | 162,421.40          | 3,227,717.72         | 31,629,034.08         | 134,602,559.74          |
|                        | 15 | INI              | 90,979,182.67           | -        | 148,387.86          | 2,948,836.45         | 28,581,465.26         | 122,657,872.24          |
|                        | 16 | ITU              | 92,894,328.66           | -        | 151,511.48          | 3,010,910.56         | 30,514,766.08         | 126,571,516.78          |
|                        | 17 | MBO              | 86,711,333.91           | -        | 141,426.96          | 2,810,506.03         | 28,915,940.12         | 118,579,207.03          |
|                        | 18 | MKPAT ENIN       | 107,730,560.03          | -        | 175,709.51          | 3,491,785.62         | 34,056,963.21         | 145,455,018.37          |
|                        | 19 | NSIT IBOM        | 89,893,176.00           | -        | 146,616.58          | 2,913,636.57         | 29,235,344.17         | 122,188,773.32          |
|                        | 20 | NSIT UBIMUM      | 94,582,609.27           | -        | 154,265.09          | 3,065,631.47         | 30,597,968.09         | 128,400,473.92          |
|                        | 21 | OBAT AKARA       | 98,379,651.19           | -        | 160,458.09          | 3,188,701.99         | 31,990,455.84         | 133,719,267.12          |
|                        | 22 | OKOBO            | 84,559,885.11           | -        | 137,917.93          | 2,740,772.82         | 28,919,065.41         | 116,357,641.27          |
|                        | 23 | ONNA             | 88,296,969.68           | -        | 144,013.15          | 2,861,899.99         | 30,260,576.30         | 121,563,459.12          |
|                        | 24 | ORON             | 90,440,930.07           | -        | 147,509.97          | 2,931,390.49         | 27,766,460.59         | 121,286,291.12          |
|                        | 25 | ORUK ANAM        | 106,559,450.66          | -        | 173,799.42          | 3,453,827.38         | 33,683,179.22         | 143,870,256.67          |
|                        | 26 | UDUNG UKO        | 79,376,849.62           | -        | 129,464.35          | 2,572,779.18         | 25,392,425.24         | 107,471,518.40          |
|                        | 27 | UKANAFUN         | 97,396,042.70           | -        | 158,853.82          | 3,156,821.07         | 30,514,766.08         | 131,226,483.67          |
|                        | 28 | UQUO             | 79,405,116.69           | -        | 129,510.46          | 2,573,695.38         | 26,116,310.52         | 108,224,633.05          |
|                        | 29 | URUAN            | 103,557,019.63          | -        | 168,902.43          | 3,356,511.95         | 29,908,252.59         | 136,990,686.60          |
|                        | 30 | URUE OFFONG/ORUK | 85,688,335.74           | -        | 139,758.45          | 2,777,348.40         | 26,634,274.29         | 115,239,716.88          |
|                        | 31 | UYO              | 129,522,097.95          | -        | 211,251.70          | 4,198,097.54         | 43,192,307.88         | 177,123,755.08          |
| <b>AKWA IBOM TOTAL</b> |    |                  | <b>2,930,601,098.57</b> | <b>-</b> | <b>4,779,836.71</b> | <b>94,987,260.57</b> | <b>944,720,483.13</b> | <b>3,975,088,678.98</b> |
| ANAMBRA                | 1  | AGUATA           | 145,683,569.32          | -        | 237,611.21          | 4,721,926.56         | 47,447,973.80         | 198,091,080.88          |
|                        | 2  | ANAMBRA EAST     | 95,809,806.65           | -        | 156,266.66          | 3,105,407.65         | 32,388,201.46         | 131,459,682.41          |
|                        | 3  | ANAMBRA WEST     | 98,561,196.79           | -        | 160,754.20          | 3,194,586.29         | 33,366,415.42         | 135,282,952.70          |
|                        | 4  | ANIOCHA          | 119,130,434.30          | -        | 194,302.81          | 3,861,280.75         | 41,532,852.54         | 164,718,870.39          |
|                        | 5  | AWKA NORTH       | 90,475,689.10           | -        | 147,566.66          | 2,932,517.11         | 29,559,958.15         | 123,115,731.02          |
|                        | 6  | AWKA SOUTH       | 104,157,693.17          | -        | 169,882.13          | 3,375,981.11         | 34,868,843.72         | 142,572,400.13          |
|                        | 7  | AYAMELUM         | 96,530,684.88           | -        | 157,442.41          | 3,128,772.91         | 32,740,941.87         | 132,557,842.07          |
|                        | 8  | DUNUKOFIA        | 86,310,426.57           | -        | 140,773.08          | 2,797,511.74         | 28,433,050.11         | 117,681,761.49          |
|                        | 9  | EKWUSIGWO        | 95,863,907.87           | -        | 156,354.89          | 3,107,161.19         | 32,728,510.19         | 131,855,934.14          |
|                        | 10 | IDEMILI NORTH    | 151,660,158.00          | -        | 247,359.08          | 4,915,641.01         | 51,657,453.84         | 208,480,611.93          |
|                        | 11 | IDEMILI SOUTH    | 105,403,992.96          | -        | 171,914.86          | 3,416,376.44         | 36,162,989.19         | 145,155,273.45          |
|                        | 12 | IHALA            | 128,866,964.08          | -        | 210,183.18          | 4,176,863.20         | 42,724,349.78         | 175,978,360.24          |
|                        | 13 | NJIKOKA          | 94,684,326.16           | -        | 154,430.99          | 3,068,928.34         | 32,050,254.06         | 129,957,939.55          |
|                        | 14 | NNEWI NORTH      | 93,880,072.80           | -        | 153,119.24          | 3,042,860.71         | 32,682,533.78         | 129,758,586.54          |
|                        | 15 | NNEWI SOUTH      | 112,676,644.39          | -        | 183,776.62          | 3,652,099.15         | 37,966,972.69         | 154,479,492.85          |
|                        | 16 | OGBARU           | 107,665,722.16          | -        | 175,603.76          | 3,489,684.08         | 37,148,912.19         | 148,479,922.19          |
|                        | 17 | ONISHA NORTH     | 90,194,136.24           | -        | 147,107.45          | 2,923,391.36         | 30,416,563.82         | 123,681,198.86          |
|                        | 18 | ONISHA SOUTH     | 93,457,552.16           | -        | 152,430.11          | 3,029,165.88         | 31,230,526.74         | 127,869,674.88          |
|                        | 19 | ORUMBA NORTH     | 100,926,221.00          | -        | 164,611.57          | 3,271,241.95         | 33,712,905.27         | 138,074,979.79          |
|                        | 20 | ORUMBA SOUTH     | 102,134,783.76          | -        | 166,582.75          | 3,310,414.14         | 34,740,290.36         | 140,352,071.01          |
|                        | 21 | OYI              | 98,064,432.79           | -        | 159,943.97          | 3,178,485.07         | 33,408,988.74         | 134,811,850.56          |
| <b>ANAMBRA TOTAL</b>   |    |                  | <b>2,212,138,415.13</b> | <b>-</b> | <b>3,608,017.62</b> | <b>71,700,296.62</b> | <b>746,969,487.73</b> | <b>3,034,416,217.10</b> |

|                      |    |                  |                         |                         |                     |                      |                       |                         |
|----------------------|----|------------------|-------------------------|-------------------------|---------------------|----------------------|-----------------------|-------------------------|
| BAUCHI               | 1  | ALKALERI         | 165,347,235.42          | -                       | 269,682.83          | 5,359,269.45         | 44,580,614.05         | 215,556,801.75          |
|                      | 2  | BAUCHI           | 199,674,201.37          | -                       | 325,670.42          | 6,471,882.31         | 55,997,346.75         | 262,469,100.84          |
|                      | 3  | BOGORO           | 87,326,806.43           | -                       | 142,430.81          | 2,830,454.86         | 27,550,662.54         | 117,850,354.63          |
|                      | 4  | DAMBAN           | 103,206,017.19          | -                       | 168,329.94          | 3,345,135.18         | 32,183,514.41         | 138,902,996.73          |
|                      | 5  | DARAZO           | 130,921,083.13          | -                       | 213,533.46          | 4,243,441.74         | 39,175,469.72         | 174,553,528.05          |
|                      | 6  | DASS             | 86,693,946.29           | -                       | 141,398.60          | 2,809,942.46         | 27,948,476.49         | 117,593,763.85          |
|                      | 7  | GAMAWA           | 138,309,087.53          | -                       | 225,583.36          | 4,482,903.30         | 41,591,731.12         | 184,609,305.31          |
|                      | 8  | GANJUWA          | 139,618,992.96          | -                       | 227,719.83          | 4,525,360.23         | 39,097,059.81         | 183,469,132.83          |
|                      | 9  | GIADE            | 98,206,507.95           | -                       | 160,175.70          | 3,183,090.04         | 32,603,483.16         | 134,153,256.85          |
|                      | 10 | IGADAU           | 112,475,112.88          | -                       | 183,447.92          | 3,645,567.07         | 37,675,263.84         | 153,979,391.71          |
|                      | 11 | JAMAARE          | 87,029,685.98           | -                       | 141,946.20          | 2,820,824.53         | 29,888,930.74         | 119,881,387.44          |
|                      | 12 | KATAGUM          | 134,774,537.62          | -                       | 219,818.48          | 4,368,340.72         | 42,257,208.31         | 181,619,905.13          |
|                      | 13 | KIRFI            | 110,845,625.27          | -                       | 180,790.21          | 3,592,751.77         | 31,954,049.10         | 146,573,216.35          |
|                      | 14 | MISAU            | 129,432,836.51          | -                       | 211,106.12          | 4,195,204.38         | 40,001,239.26         | 173,840,386.27          |
|                      | 15 | NINGI            | 165,865,317.19          | -                       | 270,527.82          | 5,376,061.62         | 48,592,645.57         | 220,104,552.21          |
|                      | 16 | SHIRA            | 124,345,934.42          | -                       | 202,809.34          | 4,030,326.64         | 37,954,317.00         | 166,533,387.39          |
|                      | 17 | TAFAWA BALEWA    | 122,303,760.94          | -                       | 199,478.53          | 3,964,135.28         | 36,980,200.63         | 163,447,575.38          |
|                      | 18 | TORO             | 171,996,967.59          | -                       | 280,528.60          | 5,574,801.97         | 46,037,691.00         | 223,889,989.15          |
|                      | 19 | WARJI            | 95,726,286.40           | -                       | 156,130.43          | 3,102,700.57         | 29,669,257.98         | 128,654,375.39          |
|                      | 20 | ZAKI             | 107,114,912.71          | -                       | 174,705.38          | 3,471,831.13         | 34,998,700.99         | 145,760,150.21          |
| <b>BAUCHI TOTAL</b>  |    |                  | <b>2,511,214,855.78</b> | <b>-</b>                | <b>4,095,813.98</b> | <b>81,394,025.26</b> | <b>756,737,862.47</b> | <b>3,353,442,557.49</b> |
| BAYELSA              | 1  | BRASS            | 121,636,937.21          | -                       | 198,390.94          | 3,942,522.05         | 37,695,414.35         | 163,473,264.55          |
|                      | 2  | EKERMOR          | 139,639,834.57          | -                       | 227,753.82          | 4,526,035.75         | 43,613,174.74         | 188,006,798.89          |
|                      | 3  | KOLOKUMA/OPOKUMA | 92,930,458.23           | -                       | 151,570.41          | 3,012,081.60         | 30,211,608.76         | 126,305,719.01          |
|                      | 4  | NEMBE            | 114,587,453.35          | -                       | 186,893.17          | 3,714,032.69         | 33,936,878.10         | 152,425,257.31          |
|                      | 5  | OGBIA            | 120,421,423.27          | -                       | 196,408.42          | 3,903,124.56         | 37,339,618.10         | 161,860,574.35          |
|                      | 6  | SAGBAMA          | 118,392,952.61          | -                       | 193,099.97          | 3,837,377.34         | 37,841,052.59         | 160,264,482.51          |
|                      | 7  | SOUTHERN IJAW    | 163,567,962.39          | -                       | 266,780.82          | 5,301,599.28         | 47,027,096.32         | 216,163,438.80          |
|                      | 8  | YENAGOA          | 150,979,343.51          | -                       | 246,248.67          | 4,893,574.31         | 49,383,630.07         | 205,502,796.55          |
| <b>BAYELSA TOTAL</b> |    |                  | <b>1,022,156,365.13</b> | <b>-</b>                | <b>1,667,146.21</b> | <b>33,130,347.57</b> | <b>317,048,473.04</b> | <b>1,374,002,331.96</b> |
| BENUE                | 1  | ADO              | 120,303,131.19          | (6,066,891.24)          | 196,215.49          | 3,899,290.45         | 33,485,822.12         | 151,817,568.00          |
|                      | 2  | AGATU            | 106,149,310.47          | (6,066,891.24)          | 173,130.48          | 3,440,533.83         | 29,085,491.39         | 132,781,574.93          |
|                      | 3  | APA              | 102,784,091.47          | (6,066,891.24)          | 167,641.78          | 3,331,459.64         | 27,782,734.03         | 127,999,035.68          |
|                      | 4  | BURUKU           | 121,849,196.93          | (6,066,891.24)          | 198,737.13          | 3,949,401.86         | 35,210,909.56         | 155,141,354.24          |
|                      | 5  | GBOKO            | 158,141,286.27          | (6,066,891.24)          | 257,929.86          | 5,125,708.71         | 45,990,709.34         | 203,448,742.93          |
|                      | 6  | GUMA             | 129,203,412.96          | (6,066,891.24)          | 210,731.93          | 4,187,768.26         | 34,369,027.44         | 161,904,049.35          |
|                      | 7  | GWER EAST        | 122,561,498.13          | (6,066,891.24)          | 199,898.90          | 3,972,489.11         | 32,427,739.79         | 153,094,734.70          |
|                      | 8  | GWER WEST        | 105,323,530.06          | (6,066,891.24)          | 171,783.62          | 3,413,768.46         | 29,545,394.33         | 132,387,585.23          |
|                      | 9  | KATSINA ALA      | 133,050,783.36          | (6,066,891.24)          | 217,007.02          | 4,312,470.04         | 36,669,167.18         | 168,182,536.36          |
|                      | 10 | KONSHISHA        | 125,881,124.30          | (6,066,891.24)          | 205,313.24          | 4,080,085.54         | 36,735,423.20         | 160,835,055.04          |
|                      | 11 | KWANDE           | 144,125,486.06          | (6,066,891.24)          | 235,069.96          | 4,671,425.64         | 38,334,526.96         | 181,299,617.38          |
|                      | 12 | LOGO             | 110,679,884.16          | (6,066,891.24)          | 180,519.89          | 3,587,379.74         | 32,803,885.11         | 141,184,777.65          |
|                      | 13 | MAKURDI          | 132,952,555.40          | (6,066,891.24)          | 216,846.81          | 4,309,286.25         | 41,716,848.44         | 173,128,645.67          |
|                      | 14 | OBI              | 98,212,584.67           | (6,066,891.24)          | 160,185.61          | 3,183,287.00         | 27,927,886.12         | 123,417,052.16          |
|                      | 15 | OGBADIBO         | 103,174,398.36          | (6,066,891.24)          | 168,278.37          | 3,344,110.35         | 30,001,130.22         | 130,621,026.05          |
|                      | 16 | OHIMINI          | 94,107,633.73           | (6,066,891.24)          | 153,490.40          | 3,050,236.46         | 26,026,810.46         | 117,271,279.80          |
|                      | 17 | OJU              | 119,074,905.39          | (6,066,891.24)          | 194,212.24          | 3,859,480.93         | 32,885,350.85         | 149,947,058.17          |
|                      | 18 | OKPOKWU          | 111,585,286.21          | (6,066,891.24)          | 181,996.60          | 3,616,725.82         | 33,330,599.67         | 142,647,717.07          |
|                      | 19 | OTUKPO           | 130,686,909.94          | (6,066,891.24)          | 213,151.52          | 4,235,851.67         | 39,235,233.87         | 168,304,255.77          |
|                      | 20 | TARKA            | 90,576,189.56           | (6,066,891.24)          | 147,730.58          | 2,935,774.55         | 26,583,249.95         | 114,176,053.39          |
|                      | 21 | UKUM             | 123,846,937.79          | (6,066,891.24)          | 201,995.47          | 4,014,153.05         | 36,128,284.66         | 158,124,479.72          |
|                      | 22 | USHONGO          | 120,592,008.85          | (6,066,891.24)          | 196,686.65          | 3,908,653.61         | 34,142,756.87         | 152,773,214.74          |
|                      | 23 | VANDEIKYA        | 127,728,275.37          | (6,066,891.24)          | 208,325.96          | 4,139,955.79         | 37,044,340.19         | 163,054,006.07          |
| <b>BENUE TOTAL</b>   |    |                  | <b>2,732,590,420.63</b> | <b>(139,538,498.52)</b> | <b>4,456,879.52</b> | <b>88,569,296.73</b> | <b>777,463,321.75</b> | <b>3,463,541,420.11</b> |

|                          |    |                   |                         |                        |                     |                      |                       |                         |
|--------------------------|----|-------------------|-------------------------|------------------------|---------------------|----------------------|-----------------------|-------------------------|
| BORNO                    | 1  | ABADAN            | 107,266,171.72          | -                      | 174,952.09          | 3,476,733.77         | 28,544,696.58         | 139,462,554.15          |
|                          | 2  | ASKIRA UBA        | 103,722,469.42          | -                      | 169,172.28          | 3,361,874.54         | 31,177,644.35         | 138,431,160.59          |
|                          | 3  | BAMA              | 145,518,131.21          | -                      | 237,341.38          | 4,716,564.34         | 40,337,852.40         | 190,809,889.33          |
|                          | 4  | BAYO              | 83,822,843.60           | -                      | 136,715.81          | 2,716,883.68         | 27,072,201.55         | 113,748,644.64          |
|                          | 5  | BIU               | 116,017,625.60          | -                      | 189,225.79          | 3,760,387.74         | 33,815,453.69         | 153,782,692.81          |
|                          | 6  | CHIBOK            | 83,578,566.75           | -                      | 136,317.39          | 2,708,966.12         | 26,178,161.92         | 112,602,012.18          |
|                          | 7  | DAMBOA            | 140,104,793.86          | -                      | 228,512.18          | 4,541,106.11         | 37,670,040.34         | 182,544,452.49          |
|                          | 8  | DIKWA             | 92,716,523.67           | -                      | 151,221.48          | 3,005,147.51         | 28,942,579.98         | 124,815,472.65          |
|                          | 9  | GUBIO             | 110,114,931.03          | -                      | 179,598.44          | 3,569,068.36         | 32,197,667.67         | 146,061,265.50          |
|                          | 10 | GUZAMALA          | 93,857,788.85           | -                      | 153,082.90          | 3,042,138.44         | 28,229,945.73         | 125,282,955.92          |
|                          | 11 | GWOZA             | 135,230,074.06          | -                      | 220,561.47          | 4,383,105.67         | 40,777,197.91         | 180,610,939.10          |
|                          | 12 | HAWUL             | 95,772,098.04           | -                      | 156,205.15          | 3,104,185.43         | 29,943,018.19         | 128,975,506.81          |
|                          | 13 | JERE              | 110,498,694.02          | -                      | 180,224.36          | 3,581,506.96         | 36,255,397.80         | 150,515,823.15          |
|                          | 14 | KAGA              | 97,675,088.20           | -                      | 159,308.95          | 3,165,865.55         | 27,838,729.60         | 128,838,992.29          |
|                          | 15 | KALA BALGE        | 89,888,386.23           | -                      | 146,608.77          | 2,913,481.32         | 25,809,517.28         | 118,757,993.60          |
|                          | 16 | KONDUGA           | 131,711,645.42          | -                      | 214,822.88          | 4,269,065.62         | 32,460,608.25         | 168,656,142.16          |
|                          | 17 | KUKAWA            | 135,742,239.66          | -                      | 221,396.81          | 4,399,706.09         | 35,745,629.22         | 176,108,971.78          |
|                          | 18 | KWAYA KUSAR       | 75,581,345.50           | -                      | 123,273.85          | 2,449,758.50         | 25,511,087.36         | 103,665,465.22          |
|                          | 19 | MAFA              | 101,822,773.67          | -                      | 166,073.86          | 3,300,301.20         | 28,776,523.22         | 134,065,671.95          |
|                          | 20 | MAGUMERI          | 120,496,218.51          | -                      | 196,530.41          | 3,905,548.83         | 31,326,268.98         | 155,924,566.75          |
|                          | 21 | MAIDUGURI METRO   | 175,471,287.52          | -                      | 286,195.25          | 5,687,412.36         | 57,805,135.35         | 239,250,030.47          |
|                          | 22 | MARTE             | 109,574,641.65          | -                      | 178,717.22          | 3,551,556.38         | 30,571,964.27         | 143,876,879.53          |
|                          | 23 | MOBBAR            | 102,038,018.67          | -                      | 166,424.92          | 3,307,277.77         | 29,688,828.40         | 135,200,549.77          |
|                          | 24 | MONGUNO           | 99,598,780.81           | -                      | 162,446.51          | 3,228,216.68         | 29,216,354.88         | 132,205,798.88          |
|                          | 25 | NGALA             | 113,908,017.92          | -                      | 185,785.00          | 3,692,010.69         | 38,051,880.62         | 155,837,694.23          |
|                          | 26 | NGANZAI           | 99,014,434.52           | -                      | 161,493.43          | 3,209,276.72         | 28,518,235.84         | 130,903,440.51          |
|                          | 27 | SHANI             | 96,030,714.68           | -                      | 156,626.96          | 3,112,567.77         | 28,693,112.85         | 127,993,022.26          |
| <b>BORNO TOTAL</b>       |    |                   | <b>2,966,774,304.77</b> | <b>-</b>               | <b>4,838,835.53</b> | <b>96,159,714.15</b> | <b>871,155,734.23</b> | <b>3,938,928,588.68</b> |
| CROSS RIVER              | 1  | ABI               | 101,805,311.91          | (2,017,457.56)         | 166,045.38          | 3,299,735.23         | 31,490,504.99         | 134,744,139.95          |
|                          | 2  | AKAMKPA           | 127,968,042.03          | (2,544,453.37)         | 208,717.03          | 4,147,727.15         | 31,929,642.15         | 161,709,674.99          |
|                          | 3  | AKPABUYO          | 122,503,098.91          | (2,434,582.26)         | 199,803.65          | 3,970,596.27         | 40,282,485.10         | 164,521,401.68          |
|                          | 4  | BAKASSI           | 79,041,144.54           | (1,558,697.37)         | 128,916.82          | 2,561,898.24         | 23,683,058.86         | 103,856,321.09          |
|                          | 5  | BEKWARA           | 94,420,305.94           | (1,868,649.67)         | 154,000.37          | 3,060,370.86         | 28,783,314.35         | 124,549,341.85          |
|                          | 6  | BIASE             | 108,623,558.47          | (2,154,700.07)         | 177,166.00          | 3,520,729.67         | 33,183,783.98         | 143,350,538.05          |
|                          | 7  | BOKI              | 124,531,182.01          | (2,475,446.61)         | 203,111.48          | 4,036,330.92         | 34,361,529.98         | 160,656,707.78          |
|                          | 8  | CALABAR MUNICIPAL | 98,647,866.49           | (1,953,847.98)         | 160,895.56          | 3,197,395.44         | 33,892,806.79         | 133,945,116.30          |
|                          | 9  | CALABAR SOUTH     | 105,146,466.32          | (2,084,922.28)         | 171,494.83          | 3,408,029.43         | 34,742,745.20         | 141,383,813.50          |
|                          | 10 | ETUNG             | 82,333,780.83           | (1,625,005.68)         | 134,287.14          | 2,668,619.86         | 27,003,569.16         | 110,515,251.31          |
|                          | 11 | IKOM              | 112,343,282.99          | (2,231,802.60)         | 183,232.90          | 3,641,294.17         | 32,711,518.81         | 146,647,526.28          |
|                          | 12 | OBANLIKU          | 96,949,986.02           | (2,540,598.25)         | 158,126.30          | 3,142,363.38         | 29,095,981.67         | 126,805,859.12          |
|                          | 13 | OBUBRA            | 106,853,533.61          | (2,119,233.01)         | 174,279.07          | 3,463,359.26         | 33,410,262.91         | 141,782,201.83          |
|                          | 14 | OBUDU             | 101,162,131.73          | (2,004,350.13)         | 164,996.35          | 3,278,888.34         | 32,553,379.43         | 135,155,045.71          |
|                          | 15 | ODUKPANI          | 114,747,719.96          | (2,278,449.64)         | 187,154.56          | 3,719,227.29         | 34,799,278.12         | 151,174,930.29          |
|                          | 16 | OGAJA             | 107,843,171.88          | (2,139,279.57)         | 175,893.18          | 3,495,435.62         | 33,372,551.15         | 142,747,772.25          |
|                          | 17 | YAKURR            | 108,268,314.10          | (2,147,660.84)         | 176,586.59          | 3,509,215.42         | 35,077,497.86         | 144,883,953.13          |
|                          | 18 | YALA              | 119,397,055.30          | (2,372,129.21)         | 194,737.67          | 3,869,922.52         | 36,077,102.66         | 157,166,688.94          |
| <b>CROSS RIVER TOTAL</b> |    |                   | <b>1,912,585,953.04</b> | <b>(38,551,266.10)</b> | <b>3,119,444.86</b> | <b>61,991,139.08</b> | <b>586,451,013.17</b> | <b>2,525,596,284.05</b> |



|                     |    |                   |                         |                        |                     |                      |                       |                         |
|---------------------|----|-------------------|-------------------------|------------------------|---------------------|----------------------|-----------------------|-------------------------|
| DELTA               | 1  | ANIOCHA NORTH     | 83,609,123.63           | -                      | 136,367.23          | 2,709,956.54         | 28,838,060.84         | 115,293,508.24          |
|                     | 2  | ANIOCHA SOUTH     | 91,130,627.39           | -                      | 148,634.87          | 2,953,745.11         | 31,330,856.98         | 125,563,864.35          |
|                     | 3  | BOMADI            | 77,901,668.83           | -                      | 127,058.32          | 2,524,965.31         | 27,583,293.95         | 108,136,986.41          |
|                     | 4  | BURUTU            | 111,958,784.26          | -                      | 182,605.78          | 3,628,831.72         | 36,127,265.40         | 151,897,487.16          |
|                     | 5  | ETHIOPE EAST      | 101,865,096.58          | -                      | 166,142.89          | 3,301,672.98         | 35,510,959.35         | 140,843,871.80          |
|                     | 6  | ETHIOPE WEST      | 104,344,566.99          | -                      | 170,186.93          | 3,382,038.10         | 35,705,421.48         | 143,602,213.49          |
|                     | 7  | IKA NORTH EAST    | 110,624,495.04          | -                      | 180,429.54          | 3,585,584.45         | 34,320,920.57         | 148,711,429.60          |
|                     | 8  | IKA SOUTH         | 104,043,956.00          | -                      | 169,696.63          | 3,372,294.63         | 32,858,079.20         | 140,444,026.46          |
|                     | 9  | ISOKO NORTH       | 97,897,695.21           | -                      | 159,672.02          | 3,173,080.73         | 31,577,476.63         | 132,807,924.60          |
|                     | 10 | ISOKO SOUTH       | 109,471,473.58          | -                      | 178,548.96          | 3,548,212.48         | 37,380,573.82         | 150,578,808.83          |
|                     | 11 | NDOKWA EAST       | 91,989,778.12           | -                      | 150,036.15          | 2,981,592.08         | 28,731,106.67         | 123,852,513.02          |
|                     | 12 | NDOKWA WEST       | 94,873,544.04           | -                      | 154,739.60          | 3,075,061.31         | 31,936,537.06         | 130,039,882.01          |
|                     | 13 | OKPE              | 86,902,118.87           | -                      | 141,738.14          | 2,816,689.80         | 30,596,415.19         | 120,456,962.00          |
|                     | 14 | OSHIMILI NORTH    | 85,108,898.00           | -                      | 138,813.38          | 2,758,567.54         | 29,574,586.15         | 117,580,865.08          |
|                     | 15 | OSHIMILI SOUTH    | 92,352,970.88           | -                      | 150,628.52          | 2,993,363.96         | 31,955,844.38         | 127,452,807.74          |
|                     | 16 | PATANI            | 76,269,016.89           | -                      | 124,395.45          | 2,472,047.45         | 26,268,104.90         | 105,133,564.69          |
|                     | 17 | SAPELE            | 96,066,722.95           | -                      | 156,685.69          | 3,113,734.87         | 33,503,554.57         | 132,840,698.09          |
|                     | 18 | UDU               | 101,004,209.92          | -                      | 164,738.77          | 3,273,769.74         | 31,522,332.73         | 135,965,051.17          |
|                     | 19 | UGHELLI NORTH     | 131,908,558.29          | -                      | 215,144.04          | 4,275,448.00         | 43,861,440.98         | 180,260,591.31          |
|                     | 20 | UGHELLI SOUTH     | 104,565,952.46          | -                      | 170,548.01          | 3,389,213.69         | 36,398,817.87         | 144,524,532.03          |
|                     | 21 | UKWUANI           | 82,930,086.20           | -                      | 135,259.72          | 2,687,947.44         | 29,926,979.31         | 115,680,272.67          |
|                     | 22 | UVWIE             | 97,441,747.05           | -                      | 158,928.36          | 3,158,302.45         | 34,863,678.26         | 135,622,656.13          |
|                     | 23 | WARRI SOUTH       | 121,092,073.36          | -                      | 197,502.26          | 3,924,861.81         | 42,638,343.64         | 167,852,781.06          |
|                     | 24 | WARRI NORTH       | 99,651,680.31           | -                      | 162,532.79          | 3,229,931.27         | 31,101,391.67         | 134,145,536.03          |
|                     | 25 | WARRI SOUTH-WEST  | 95,699,747.12           | -                      | 156,087.15          | 3,101,840.38         | 29,669,386.44         | 128,627,061.09          |
| <b>DELTA TOTAL</b>  |    |                   | <b>2,450,704,591.98</b> | <b>-</b>               | <b>3,997,121.20</b> | <b>79,432,753.83</b> | <b>823,781,428.06</b> | <b>3,357,915,895.08</b> |
| EBONYI              | 1  | ABAKALIKI         | 108,673,472.05          | (3,453,013.99)         | 177,247.41          | 3,522,347.48         | 33,184,201.35         | 142,104,254.30          |
|                     | 2  | AFIKPO NORTH      | 102,044,219.49          | (3,386,721.46)         | 166,435.04          | 3,307,478.75         | 33,523,676.67         | 135,655,088.49          |
|                     | 3  | AFIKPO SOUTH EDDA | 102,922,678.72          | (3,395,506.06)         | 167,867.81          | 3,335,951.56         | 33,555,693.47         | 136,586,685.51          |
|                     | 4  | EBONYI            | 99,246,221.67           | (3,358,741.49)         | 161,871.48          | 3,216,789.46         | 31,455,849.73         | 130,721,990.85          |
|                     | 5  | EZZA NORTH        | 98,924,162.22           | (3,355,520.89)         | 161,346.20          | 3,206,350.80         | 32,760,273.91         | 131,696,612.24          |
|                     | 6  | EZZA SOUTH        | 102,820,980.43          | (3,394,489.07)         | 167,701.94          | 3,332,655.29         | 31,898,112.17         | 134,824,960.76          |
|                     | 7  | IKWO              | 120,138,482.75          | (3,567,664.10)         | 195,946.94          | 3,893,953.83         | 37,551,334.62         | 158,212,054.04          |
|                     | 8  | ISHIELU           | 106,415,467.21          | (3,430,433.94)         | 173,564.58          | 3,449,160.56         | 33,137,322.09         | 139,745,080.50          |
|                     | 9  | IVO               | 96,280,502.55           | (3,329,084.30)         | 157,034.36          | 3,120,663.94         | 31,044,840.13         | 127,273,956.70          |
|                     | 10 | IZZI              | 133,733,201.55          | (3,703,611.29)         | 218,120.05          | 4,334,588.72         | 38,903,402.02         | 173,485,701.05          |
|                     | 11 | OHAOZARA          | 103,748,220.78          | (3,403,761.48)         | 169,214.28          | 3,362,709.20         | 32,969,112.35         | 136,845,495.13          |
|                     | 12 | OHAIKWU           | 114,478,192.18          | (3,511,061.19)         | 186,714.96          | 3,710,491.30         | 36,282,677.58         | 151,147,014.83          |
|                     | 13 | ONICHA            | 125,382,025.32          | (3,620,099.52)         | 204,499.21          | 4,063,908.63         | 39,094,808.32         | 165,125,141.96          |
| <b>EBONYI TOTAL</b> |    |                   | <b>1,414,807,826.93</b> | <b>(44,909,708.78)</b> | <b>2,307,564.27</b> | <b>45,857,049.52</b> | <b>445,361,304.41</b> | <b>1,863,424,036.36</b> |



|                    |    |                   |                         |          |                     |                      |                       |                         |
|--------------------|----|-------------------|-------------------------|----------|---------------------|----------------------|-----------------------|-------------------------|
| EDO                | 1  | AKOKO EDO         | 130,173,189.22          | -        | 212,313.64          | 4,219,200.85         | 40,581,099.02         | 175,185,802.73          |
|                    | 2  | EGOR              | 123,636,204.28          | -        | 201,651.76          | 4,007,322.72         | 45,983,604.22         | 173,828,782.97          |
|                    | 3  | ESAN CENTRAL      | 81,812,340.88           | -        | 133,436.66          | 2,651,718.84         | 29,691,219.78         | 114,288,716.17          |
|                    | 4  | ESAN NORTH EAST   | 84,228,215.41           | -        | 137,376.98          | 2,730,022.67         | 30,666,030.66         | 117,761,645.72          |
|                    | 5  | ESAN SOUTH EAST   | 100,850,224.47          | -        | 164,487.62          | 3,268,778.73         | 34,025,711.19         | 138,309,202.01          |
|                    | 6  | ESAN WEST         | 85,719,044.85           | -        | 139,808.53          | 2,778,343.75         | 31,117,182.80         | 119,754,379.93          |
|                    | 7  | ETSAKO CENTRAL    | 85,797,887.76           | -        | 139,937.13          | 2,780,899.22         | 28,945,665.87         | 117,664,389.98          |
|                    | 8  | ETSAKO EAST       | 99,532,702.60           | -        | 162,338.73          | 3,226,074.94         | 32,516,893.42         | 135,438,009.69          |
|                    | 9  | ETSAKO WEST       | 109,547,955.98          | -        | 178,673.70          | 3,550,691.44         | 36,101,455.52         | 149,378,776.64          |
|                    | 10 | IGUEBEN           | 79,712,213.53           | -        | 130,011.34          | 2,583,649.07         | 27,213,841.71         | 109,639,715.64          |
|                    | 11 | IKPOBA OKHA       | 136,777,268.64          | -        | 223,084.95          | 4,433,253.66         | 48,150,954.10         | 189,584,561.36          |
|                    | 12 | OREDO             | 140,765,569.79          | -        | 229,589.91          | 4,562,523.32         | 48,398,546.06         | 193,956,229.07          |
|                    | 13 | ORHIONWON         | 110,333,076.90          | -        | 179,954.24          | 3,576,138.95         | 35,067,194.80         | 149,156,364.88          |
|                    | 14 | OZIA NORTH EAST   | 105,221,920.44          | -        | 171,617.90          | 3,410,475.07         | 33,062,290.24         | 141,866,303.65          |
|                    | 15 | OZIA SOUTH WEST   | 114,841,068.49          | -        | 187,306.81          | 3,722,252.92         | 31,777,937.33         | 150,528,565.55          |
|                    | 16 | OWAN EAST         | 100,739,473.43          | -        | 164,306.99          | 3,265,189.05         | 33,099,515.85         | 137,268,485.32          |
|                    | 17 | OWAN WEST         | 82,620,047.34           | -        | 134,754.04          | 2,677,898.39         | 29,141,030.86         | 114,573,730.63          |
|                    | 18 | UHUNMWODE         | 102,812,313.69          | -        | 167,687.81          | 3,332,374.38         | 30,767,914.92         | 137,080,290.80          |
| <b>EDO TOTAL</b>   |    |                   | <b>1,875,120,717.69</b> | <b>-</b> | <b>3,058,338.73</b> | <b>60,776,807.97</b> | <b>626,308,088.36</b> | <b>2,565,263,952.75</b> |
| EKITI              | 1  | ADO EKITI         | 120,806,656.24          | -        | 197,036.74          | 3,915,610.81         | 42,706,934.72         | 167,626,238.51          |
|                    | 2  | AIYEKIRE          | 91,925,702.07           | -        | 149,931.65          | 2,979,515.23         | 31,565,088.13         | 126,620,237.08          |
|                    | 3  | EFON              | 87,649,864.39           | -        | 142,957.72          | 2,840,925.88         | 27,311,090.16         | 117,944,838.15          |
|                    | 4  | EKITI EAST        | 90,503,243.38           | -        | 147,611.60          | 2,933,410.20         | 30,854,051.25         | 124,438,316.43          |
|                    | 5  | EKITI SOUTH WEST  | 95,860,571.19           | -        | 156,349.45          | 3,107,053.04         | 32,751,584.92         | 131,875,558.61          |
|                    | 6  | EKITI WEST        | 97,721,058.51           | -        | 159,383.92          | 3,167,355.55         | 33,766,607.79         | 134,814,405.77          |
|                    | 7  | EMURE             | 80,522,759.02           | -        | 131,333.34          | 2,609,920.64         | 27,793,286.79         | 111,057,299.79          |
|                    | 8  | IDO-OSI           | 99,197,597.59           | -        | 161,792.17          | 3,215,213.44         | 32,323,559.89         | 134,898,163.10          |
|                    | 9  | IJERO             | 106,137,486.52          | -        | 173,111.19          | 3,440,150.59         | 36,649,717.20         | 146,400,465.50          |
|                    | 10 | IKERE             | 92,681,333.68           | -        | 151,164.09          | 3,004,006.92         | 31,506,888.39         | 127,343,393.09          |
|                    | 11 | IKOLE             | 99,323,330.55           | -        | 161,997.24          | 3,219,288.73         | 32,970,979.88         | 135,675,596.39          |
|                    | 12 | ILEJEMEJI         | 69,701,168.92           | -        | 113,683.23          | 2,259,168.98         | 24,296,163.20         | 96,370,184.33           |
|                    | 13 | IREPODUN/IFELODUN | 88,341,528.21           | -        | 144,085.83          | 2,863,344.23         | 30,242,467.85         | 121,591,426.12          |
|                    | 14 | ISE/ORUN          | 86,206,944.23           | -        | 140,604.30          | 2,794,157.65         | 29,173,273.39         | 118,314,979.57          |
|                    | 15 | MOBA              | 92,458,110.53           | -        | 150,800.01          | 2,996,771.77         | 31,447,230.19         | 127,052,912.50          |
|                    | 16 | OYE               | 89,876,494.85           | -        | 146,589.37          | 2,913,095.90         | 30,593,958.15         | 123,530,138.27          |
| <b>EKITI TOTAL</b> |    |                   | <b>1,488,913,849.88</b> | <b>-</b> | <b>2,428,431.86</b> | <b>48,258,989.56</b> | <b>505,952,881.89</b> | <b>2,045,554,153.19</b> |
| ENUGU              | 1  | AGWU              | 112,585,787.24          | -        | 183,628.43          | 3,649,154.27         | 35,906,849.44         | 152,325,419.37          |
|                    | 2  | ANINRI            | 94,861,616.96           | -        | 154,720.15          | 3,074,674.73         | 31,433,456.51         | 129,524,468.35          |
|                    | 3  | ENUGU EAST        | 128,405,252.87          | -        | 209,430.12          | 4,161,898.12         | 41,529,235.75         | 174,305,816.86          |
|                    | 4  | ENUGU NORTH       | 120,705,654.56          | -        | 196,872.01          | 3,912,337.12         | 39,151,450.06         | 163,966,313.75          |
|                    | 5  | ENUGU SOUTH       | 116,708,467.17          | -        | 190,352.56          | 3,782,779.44         | 35,947,755.94         | 156,629,355.10          |
|                    | 6  | EZEAGU            | 112,211,489.24          | -        | 183,017.95          | 3,637,022.44         | 33,933,336.63         | 149,964,866.26          |
|                    | 7  | IGBO ETITI        | 113,298,360.22          | -        | 184,790.64          | 3,672,250.33         | 36,678,725.19         | 153,834,126.39          |
|                    | 8  | IGBO EZE NORTH    | 122,624,772.82          | -        | 200,002.11          | 3,974,539.99         | 40,163,972.70         | 166,963,287.61          |
|                    | 9  | IGBO EZE SOUTH    | 111,579,511.41          | -        | 181,987.19          | 3,616,538.64         | 32,378,334.11         | 147,756,371.34          |
|                    | 10 | ISI UZO           | 104,345,533.75          | -        | 170,188.50          | 3,382,069.44         | 32,453,827.08         | 140,351,618.77          |
|                    | 11 | NKANU EAST        | 109,242,759.76          | -        | 178,175.92          | 3,540,799.36         | 32,478,759.90         | 145,440,494.94          |
|                    | 12 | NKANU WEST        | 106,067,061.46          | -        | 172,996.33          | 3,437,867.95         | 32,334,371.77         | 142,012,297.52          |
|                    | 13 | NSUKKA            | 137,370,720.05          | -        | 224,052.88          | 4,452,488.74         | 43,650,539.77         | 185,697,801.44          |
|                    | 14 | OJI RIVER         | 94,255,636.51           | -        | 153,731.79          | 3,055,033.56         | 30,937,855.88         | 128,402,257.75          |
|                    | 15 | UDENU             | 104,325,746.78          | -        | 170,156.23          | 3,381,428.10         | 34,540,891.88         | 142,418,222.99          |
|                    | 16 | UDI               | 118,460,494.42          | -        | 193,210.13          | 3,839,566.52         | 38,397,909.31         | 160,891,180.38          |
|                    | 17 | UZO UWANI         | 98,101,661.38           | -        | 160,004.69          | 3,179,691.73         | 30,791,523.13         | 132,232,880.93          |
| <b>ENUGU TOTAL</b> |    |                   | <b>1,905,150,526.60</b> | <b>-</b> | <b>3,107,317.62</b> | <b>61,750,140.47</b> | <b>602,708,795.06</b> | <b>2,572,716,779.75</b> |

|                    |    |                  |                         |                        |                     |                      |                       |                         |
|--------------------|----|------------------|-------------------------|------------------------|---------------------|----------------------|-----------------------|-------------------------|
| GOMBE              | 1  | AKKO             | 156,522,928.31          | (4,907,596.13)         | 255,290.30          | 5,073,254.15         | 44,879,535.53         | 201,823,412.16          |
|                    | 2  | BALANGA          | 113,672,036.70          | (4,907,596.13)         | 185,400.11          | 3,684,362.02         | 36,177,077.44         | 148,811,280.14          |
|                    | 3  | BILLIRE          | 114,408,407.47          | (4,907,596.13)         | 186,601.14          | 3,708,229.42         | 35,454,442.28         | 148,850,084.18          |
|                    | 4  | DUKKU            | 124,663,398.03          | (4,907,596.13)         | 203,327.12          | 4,040,616.34         | 35,804,890.82         | 159,804,636.17          |
|                    | 5  | FUNAKAYE         | 121,252,215.75          | (4,907,596.13)         | 197,763.45          | 3,930,052.38         | 37,811,809.44         | 158,284,244.89          |
|                    | 6  | GOMBE            | 132,028,260.40          | (4,907,596.13)         | 215,339.28          | 4,279,327.81         | 40,028,191.56         | 171,643,522.92          |
|                    | 7  | KALTUNGO         | 103,522,356.52          | (4,907,596.13)         | 168,845.89          | 3,355,388.44         | 31,819,458.93         | 133,958,453.66          |
|                    | 8  | KWAMI            | 111,046,796.34          | (4,907,596.13)         | 181,118.32          | 3,599,272.17         | 34,978,982.38         | 144,898,573.08          |
|                    | 9  | NAFADA           | 101,239,424.15          | (4,907,596.13)         | 165,122.41          | 3,281,393.56         | 31,012,441.10         | 130,790,785.08          |
|                    | 10 | SHOMGOM          | 96,012,777.53           | (4,907,596.13)         | 156,597.70          | 3,111,986.38         | 31,938,566.99         | 126,312,332.47          |
|                    | 11 | YAMALTU/DEBA     | 131,041,870.23          | (4,907,596.13)         | 213,730.47          | 4,247,356.72         | 39,142,555.46         | 169,737,916.75          |
| <b>GOMBE TOTAL</b> |    |                  | <b>1,305,410,471.44</b> | <b>(53,983,557.43)</b> | <b>2,129,136.20</b> | <b>42,311,239.38</b> | <b>399,047,951.92</b> | <b>1,694,915,241.51</b> |
| IMO                | 1  | ABOH MBAISE      | 102,434,928.74          | -                      | 167,072.29          | 3,320,142.50         | 35,000,923.01         | 140,923,066.54          |
|                    | 2  | AHIAZU MBAISE    | 96,396,431.32           | -                      | 157,223.45          | 3,124,421.45         | 33,282,016.69         | 132,960,092.91          |
|                    | 3  | EHIME MBANO      | 88,558,396.79           | -                      | 144,439.54          | 2,870,373.42         | 30,506,000.34         | 122,079,210.10          |
|                    | 4  | EZINIHITE MBAISE | 94,188,686.50           | -                      | 153,622.59          | 3,052,863.56         | 32,913,302.60         | 130,308,475.25          |
|                    | 5  | IDEATO NORTH     | 100,999,122.79          | -                      | 164,730.48          | 3,273,604.86         | 32,414,159.98         | 136,851,618.11          |
|                    | 6  | IDEATO SOUTH     | 101,337,315.65          | -                      | 165,282.07          | 3,284,566.44         | 32,516,460.95         | 137,303,625.12          |
|                    | 7  | IHITE UBOMA      | 90,702,242.25           | -                      | 147,936.17          | 2,939,860.20         | 29,798,505.45         | 123,588,544.07          |
|                    | 8  | IKEDURU          | 96,072,459.84           | -                      | 156,695.04          | 3,113,920.82         | 31,782,852.57         | 131,125,928.28          |
|                    | 9  | ISIALA MBANO     | 108,089,287.41          | -                      | 176,294.60          | 3,503,412.77         | 35,215,109.15         | 146,984,103.92          |
|                    | 10 | ISU              | 95,535,802.31           | -                      | 155,819.75          | 3,096,526.56         | 32,835,170.49         | 131,623,319.12          |
|                    | 11 | MBAITOLI         | 117,839,402.56          | -                      | 192,197.12          | 3,819,435.56         | 37,911,118.22         | 159,762,153.46          |
|                    | 12 | NGOR/OKPALA      | 100,080,460.52          | -                      | 163,232.13          | 3,243,828.98         | 32,520,141.85         | 136,007,663.48          |
|                    | 13 | NJABA            | 90,410,096.81           | -                      | 147,459.68          | 2,930,391.12         | 31,490,742.67         | 124,978,690.28          |
|                    | 14 | NKWANGELE        | 87,983,750.40           | -                      | 143,502.29          | 2,851,747.86         | 30,335,220.92         | 121,314,221.48          |
|                    | 15 | NKWERRE          | 78,379,574.78           | -                      | 127,837.79          | 2,540,455.30         | 26,979,360.18         | 108,027,228.05          |
|                    | 16 | OBOWO            | 84,962,435.39           | -                      | 138,574.50          | 2,753,820.37         | 29,615,849.95         | 117,470,680.19          |
|                    | 17 | OGUTA            | 99,742,851.52           | -                      | 162,681.49          | 3,232,886.33         | 31,344,757.18         | 134,483,176.51          |
|                    | 18 | OHAJI/EGBEMA     | 107,959,899.96          | -                      | 176,083.57          | 3,499,219.04         | 34,090,145.73         | 145,725,348.30          |
|                    | 19 | OKIGWE           | 94,588,669.88           | -                      | 154,274.97          | 3,065,827.91         | 30,596,703.04         | 128,405,475.79          |
|                    | 20 | ONUIMO           | 84,032,125.55           | -                      | 137,057.15          | 2,723,666.97         | 28,305,522.45         | 115,198,372.11          |
|                    | 21 | ORLU             | 92,423,791.09           | -                      | 150,744.03          | 2,995,659.40         | 31,324,547.00         | 126,894,741.52          |
|                    | 22 | ORSU             | 89,908,303.10           | -                      | 146,641.25          | 2,914,126.87         | 29,747,042.43         | 122,716,113.65          |
|                    | 23 | ORU              | 86,964,530.58           | -                      | 141,839.93          | 2,818,712.70         | 29,178,865.76         | 119,103,948.96          |
|                    | 24 | ORU WEST         | 89,963,661.87           | -                      | 146,731.54          | 2,915,921.17         | 29,572,651.57         | 122,598,966.15          |
|                    | 25 | OWERRI MUNICIPAL | 90,787,538.04           | -                      | 148,075.29          | 2,942,624.82         | 30,247,782.42         | 124,126,020.57          |
|                    | 26 | OWERRI NORTH     | 96,582,508.10           | -                      | 157,526.94          | 3,130,452.61         | 33,594,058.95         | 133,464,546.60          |
|                    | 27 | OWERRI WEST      | 86,401,229.09           | -                      | 140,921.18          | 2,800,454.85         | 28,306,772.56         | 117,649,377.68          |
| <b>IMO TOTAL</b>   |    |                  | <b>2,553,325,502.84</b> | <b>-</b>               | <b>4,164,496.82</b> | <b>82,758,924.43</b> | <b>851,425,784.13</b> | <b>3,491,674,708.23</b> |

|                     |    |               |                         |          |                     |                      |                       |                         |
|---------------------|----|---------------|-------------------------|----------|---------------------|----------------------|-----------------------|-------------------------|
| JIGAWA              | 1  | AUYO          | 90,226,917.99           | -        | 147,160.91          | 2,924,453.89         | 30,655,579.94         | 123,954,112.73          |
|                     | 2  | BABURA        | 106,712,389.51          | -        | 174,048.87          | 3,458,784.46         | 35,940,782.81         | 146,286,005.65          |
|                     | 3  | BIRNIN KUDU   | 132,432,985.65          | -        | 215,999.39          | 4,292,445.85         | 43,252,003.26         | 180,193,434.14          |
|                     | 4  | BIRNIWA       | 100,170,072.45          | -        | 163,378.29          | 3,246,733.50         | 31,372,867.39         | 134,953,051.63          |
|                     | 5  | GAGARAWA      | 85,954,660.37           | -        | 140,192.82          | 2,785,980.57         | 27,071,434.55         | 115,952,268.31          |
|                     | 6  | BUJI          | 84,319,239.24           | -        | 137,525.44          | 2,732,972.96         | 28,250,500.11         | 115,440,237.74          |
|                     | 7  | DUTSE         | 118,361,063.07          | -        | 193,047.96          | 3,836,343.73         | 38,582,828.63         | 160,973,283.39          |
|                     | 8  | GARKI         | 99,336,771.47           | -        | 162,019.17          | 3,219,724.38         | 32,060,707.72         | 134,779,222.73          |
|                     | 9  | GUMEL         | 87,012,419.38           | -        | 141,918.04          | 2,820,264.88         | 28,930,423.05         | 118,905,025.35          |
|                     | 10 | GURI          | 91,923,884.81           | -        | 149,928.68          | 2,979,456.33         | 29,476,097.67         | 124,529,367.50          |
|                     | 11 | GWARAM        | 127,871,457.41          | -        | 208,559.50          | 4,144,596.63         | 40,419,037.29         | 172,643,650.83          |
|                     | 12 | GWIWA         | 94,543,494.22           | -        | 154,201.29          | 3,064,363.66         | 30,135,810.45         | 127,897,869.62          |
|                     | 13 | HADEJIA       | 79,810,119.95           | -        | 130,171.02          | 2,586,822.43         | 28,823,955.03         | 111,351,068.44          |
|                     | 14 | JAHUN         | 109,696,463.10          | -        | 178,915.92          | 3,555,504.89         | 37,398,762.62         | 150,829,646.52          |
|                     | 15 | KAFIN HAUSA   | 123,380,438.33          | -        | 201,234.60          | 3,999,032.78         | 40,313,194.33         | 167,893,900.03          |
|                     | 16 | KAUGAMA       | 90,425,980.53           | -        | 147,485.59          | 2,930,905.94         | 30,374,651.61         | 123,879,023.67          |
|                     | 17 | KAZAURE       | 95,687,828.66           | -        | 156,067.71          | 3,101,454.07         | 32,703,891.22         | 131,649,241.65          |
|                     | 18 | KIRI-KASAMMA  | 99,800,732.50           | -        | 162,775.89          | 3,234,762.38         | 34,789,428.10         | 137,987,698.87          |
|                     | 19 | KIYAWA        | 103,108,786.60          | -        | 168,171.36          | 3,341,983.73         | 33,496,949.45         | 140,115,891.13          |
|                     | 20 | MAIGATARI     | 104,000,335.83          | -        | 169,625.48          | 3,370,880.81         | 33,969,353.52         | 141,510,195.64          |
|                     | 21 | MALAM MADORI  | 97,427,461.47           | -        | 158,905.06          | 3,157,839.42         | 32,698,265.70         | 133,442,471.65          |
|                     | 22 | MIGA          | 89,366,227.45           | -        | 145,757.12          | 2,896,557.00         | 30,407,154.57         | 122,815,696.14          |
|                     | 23 | RINGIM        | 109,671,887.45          | -        | 178,875.83          | 3,554,708.33         | 34,824,222.93         | 148,229,694.55          |
|                     | 24 | RONI          | 81,103,288.21           | -        | 132,280.19          | 2,628,736.87         | 26,892,598.84         | 110,756,904.12          |
|                     | 25 | SULE TAKARKAR | 101,794,311.53          | -        | 166,027.44          | 3,299,378.68         | 30,575,572.66         | 135,835,290.32          |
|                     | 26 | TAURA         | 92,581,410.42           | -        | 151,001.11          | 3,000,768.19         | 30,638,633.95         | 126,371,813.68          |
|                     | 27 | YANKWASHI     | 85,788,216.87           | -        | 139,921.35          | 2,780,585.77         | 28,138,545.48         | 116,847,269.47          |
| <b>JIGAWA TOTAL</b> |    |               | <b>2,682,508,844.46</b> | <b>-</b> | <b>4,375,196.01</b> | <b>86,946,042.13</b> | <b>882,193,252.88</b> | <b>3,656,023,335.49</b> |
| KADUNA              | 1  | BIRNIN GWARI  | 160,620,274.85          | -        | 261,973.11          | 5,206,058.21         | 40,010,913.87         | 206,099,220.04          |
|                     | 2  | CHIKUN        | 163,322,926.12          | -        | 266,381.16          | 5,293,657.11         | 48,059,354.14         | 216,942,318.53          |
|                     | 3  | GIWA          | 135,162,764.00          | -        | 220,451.68          | 4,380,924.00         | 42,376,684.57         | 182,140,824.25          |
|                     | 4  | GWAGWADA      | 104,073,394.63          | -        | 169,744.64          | 3,373,248.81         | 30,183,978.53         | 137,800,366.60          |
|                     | 5  | IGABI         | 171,091,962.53          | -        | 279,052.53          | 5,545,468.76         | 52,363,842.82         | 229,280,326.63          |
|                     | 6  | IKARA         | 114,616,181.55          | -        | 186,940.02          | 3,714,963.84         | 35,952,419.79         | 154,470,505.19          |
|                     | 7  | JABA          | 99,945,084.87           | -        | 163,011.33          | 3,239,441.16         | 33,275,162.42         | 136,622,699.78          |
|                     | 8  | JEMAA         | 133,170,272.57          | -        | 217,201.91          | 4,316,342.95         | 41,842,469.32         | 179,546,286.76          |
|                     | 9  | KACHIA        | 146,900,663.32          | -        | 239,596.30          | 4,761,375.27         | 39,449,126.67         | 191,350,761.56          |
|                     | 10 | KADUNA NORTH  | 138,777,187.80          | -        | 226,346.84          | 4,498,075.46         | 47,326,231.92         | 190,827,842.02          |
|                     | 11 | KADUNA SOUTH  | 148,166,356.60          | -        | 241,660.66          | 4,802,399.18         | 50,430,403.10         | 203,640,819.54          |
|                     | 12 | KAGARKO       | 128,041,522.65          | -        | 208,836.87          | 4,150,108.82         | 39,217,786.19         | 171,618,254.54          |
|                     | 13 | KAURA         | 110,931,039.22          | -        | 180,929.52          | 3,595,520.23         | 37,942,392.42         | 152,649,881.39          |
|                     | 14 | KAURU         | 114,222,559.42          | -        | 186,298.02          | 3,702,205.67         | 34,291,296.50         | 152,402,359.61          |
|                     | 15 | KUBAU         | 132,223,794.22          | -        | 215,658.20          | 4,285,665.49         | 42,072,351.34         | 178,797,469.24          |
|                     | 16 | KUDAN         | 102,557,211.39          | -        | 167,271.73          | 3,324,105.95         | 32,137,211.71         | 138,185,800.79          |
|                     | 17 | LERE          | 142,700,466.86          | -        | 232,745.74          | 4,625,237.61         | 45,483,494.89         | 193,041,945.11          |
|                     | 18 | MAKARFI       | 95,982,348.76           | -        | 156,548.07          | 3,111,000.12         | 32,641,910.39         | 131,891,807.34          |
|                     | 19 | SABON GARI    | 126,648,586.77          | -        | 206,564.98          | 4,104,960.69         | 42,407,520.71         | 173,367,633.15          |
|                     | 20 | SANGA         | 106,185,602.97          | -        | 173,189.67          | 3,441,710.15         | 32,855,402.03         | 142,655,904.82          |
|                     | 21 | SOBA          | 135,347,907.59          | -        | 220,753.65          | 4,386,924.91         | 42,851,936.13         | 182,807,522.29          |
|                     | 22 | ZANGON KATAF  | 151,427,021.69          | -        | 246,978.83          | 4,908,084.55         | 44,456,248.69         | 201,038,333.77          |
|                     | 23 | ZARIA         | 154,620,072.07          | -        | 252,186.73          | 5,011,578.37         | 50,833,773.12         | 210,717,610.28          |
| <b>KADUNA TOTAL</b> |    |               | <b>3,016,735,202.46</b> | <b>-</b> | <b>4,920,322.21</b> | <b>97,779,057.30</b> | <b>938,461,911.28</b> | <b>4,057,896,493.24</b> |

|            |    |                |                  |   |              |                |                  |                  |
|------------|----|----------------|------------------|---|--------------|----------------|------------------|------------------|
| KANO       | 1  | AJINGI         | 99,222,811.30    | - | 161,833.30   | 3,216,030.68   | 34,940,698.34    | 137,541,373.61   |
|            | 2  | ALBASU         | 101,630,235.01   | - | 165,759.83   | 3,294,060.60   | 36,053,021.72    | 141,143,077.16   |
|            | 3  | BAGWAI         | 92,666,751.60    | - | 151,140.30   | 3,003,534.29   | 34,156,599.26    | 129,978,025.44   |
|            | 4  | BEBEJI         | 100,530,614.37   | - | 163,966.33   | 3,258,419.46   | 35,963,152.44    | 139,916,152.61   |
|            | 5  | BICHI          | 121,846,414.00   | - | 198,732.60   | 3,949,311.66   | 42,091,487.54    | 168,085,945.79   |
|            | 6  | BUNKURE        | 97,075,637.42    | - | 158,331.24   | 3,146,436.02   | 34,715,261.17    | 135,095,665.85   |
|            | 7  | DALA           | 156,690,637.66   | - | 255,563.84   | 5,078,689.98   | 51,931,132.37    | 213,956,023.85   |
|            | 8  | DANBATTA       | 106,755,805.06   | - | 174,119.68   | 3,460,191.66   | 37,290,287.02    | 147,680,403.42   |
|            | 9  | DAWAKIN KUDU   | 114,758,346.47   | - | 187,171.89   | 3,719,571.72   | 38,500,188.72    | 157,165,278.80   |
|            | 10 | DAWAKIN TOFA   | 115,562,081.42   | - | 188,482.79   | 3,745,622.54   | 40,061,858.51    | 159,558,045.27   |
|            | 11 | DOGUWA         | 107,110,078.14   | - | 174,697.50   | 3,471,674.43   | 33,346,386.69    | 144,102,836.76   |
|            | 12 | FAGGE          | 104,934,020.25   | - | 171,148.33   | 3,401,143.58   | 36,655,507.07    | 145,161,819.23   |
|            | 13 | GABASAWA       | 109,641,215.24   | - | 178,825.81   | 3,553,714.18   | 37,504,681.52    | 150,878,436.75   |
|            | 14 | GARKO          | 97,800,456.00    | - | 159,513.42   | 3,169,929.00   | 34,132,499.84    | 135,262,398.26   |
|            | 15 | GARUN MALLAM   | 97,290,109.56    | - | 158,681.04   | 3,153,387.54   | 30,937,348.16    | 131,539,526.30   |
|            | 16 | GAYA           | 105,148,315.74   | - | 171,497.85   | 3,408,089.37   | 36,807,465.33    | 145,535,368.30   |
|            | 17 | GEZAWA         | 120,072,087.43   | - | 195,838.65   | 3,891,801.81   | 42,436,657.82    | 166,596,385.71   |
|            | 18 | GWALE          | 144,359,269.14   | - | 235,451.26   | 4,679,003.06   | 47,992,024.14    | 197,265,747.60   |
|            | 19 | GWARZO         | 99,250,563.65    | - | 161,878.56   | 3,216,930.19   | 35,624,788.33    | 138,254,160.73   |
|            | 20 | KABO           | 95,634,528.33    | - | 155,980.77   | 3,099,726.49   | 33,530,222.85    | 132,420,458.44   |
|            | 21 | KANO MUNICIPAL | 139,340,495.96   | - | 227,265.60   | 4,516,333.53   | 48,232,740.48    | 192,316,835.56   |
|            | 22 | KARAYE         | 92,736,513.72    | - | 151,254.09   | 3,005,795.43   | 32,667,574.95    | 128,561,138.19   |
|            | 23 | KIBIYA         | 93,590,139.09    | - | 152,646.36   | 3,033,463.32   | 32,343,170.45    | 129,119,419.22   |
|            | 24 | KIRU           | 120,742,540.32   | - | 196,932.17   | 3,913,532.67   | 41,235,993.07    | 166,088,998.23   |
|            | 25 | KUMBOTSO       | 123,372,103.17   | - | 201,221.01   | 3,998,762.61   | 43,402,717.89    | 170,974,804.69   |
|            |    |                | 2,757,761,770.06 | - | 4,497,934.21 | 89,385,155.82  | 952,553,465.68   | 3,804,198,325.76 |
| KANO       | 26 | KUNCHI         | 94,604,174.63    | - | 154,300.26   | 3,066,330.45   | 30,557,035.80    | 128,381,841.14   |
|            | 27 | KURA           | 92,649,056.16    | - | 151,111.44   | 3,002,960.74   | 32,889,400.68    | 128,692,529.02   |
|            | 28 | MADObI         | 92,732,924.17    | - | 151,248.23   | 3,005,679.09   | 32,335,322.52    | 128,225,174.00   |
|            | 29 | MAKODA         | 109,903,904.29   | - | 179,254.25   | 3,562,228.51   | 38,292,530.94    | 151,937,918.00   |
|            | 30 | MINJIBIR       | 110,763,680.08   | - | 180,656.56   | 3,590,095.75   | 37,694,907.15    | 152,229,339.53   |
|            | 31 | NASSARAWA      | 191,507,467.47   | - | 312,350.40   | 6,207,180.40   | 64,285,867.04    | 262,312,865.32   |
|            | 32 | RANO           | 95,921,861.94    | - | 156,449.42   | 3,109,039.61   | 32,947,600.42    | 132,134,951.38   |
|            | 33 | RIMINGADO      | 94,931,089.65    | - | 154,833.46   | 3,076,926.49   | 30,124,496.46    | 128,287,346.06   |
|            | 34 | ROGO           | 113,634,918.62   | - | 185,339.57   | 3,683,158.94   | 38,663,606.35    | 156,167,023.49   |
|            | 35 | SHANONO        | 93,759,760.67    | - | 152,923.01   | 3,038,961.13   | 32,612,014.35    | 129,563,659.15   |
|            | 36 | SUMAILA        | 118,670,116.85   | - | 193,552.03   | 3,846,360.84   | 40,463,700.61    | 163,173,730.33   |
|            | 37 | TAKAI          | 104,211,386.85   | - | 169,969.71   | 3,377,721.44   | 36,927,406.80    | 144,686,484.79   |
|            | 38 | TARAUNI        | 108,364,589.15   | - | 176,743.62   | 3,512,335.91   | 38,220,857.76    | 150,274,526.43   |
|            | 39 | TOFA           | 85,310,404.42    | - | 139,142.04   | 2,765,098.81   | 29,634,451.90    | 117,849,097.17   |
|            | 40 | TSANYAWA       | 94,057,750.50    | - | 153,409.04   | 3,048,619.64   | 33,797,747.18    | 131,057,526.36   |
|            | 41 | TUDUN WADA     | 115,976,546.75   | - | 189,158.79   | 3,759,056.28   | 38,941,409.40    | 158,866,171.22   |
|            | 42 | UNGOGO         | 135,596,494.89   | - | 221,159.10   | 4,394,982.18   | 48,519,711.02    | 188,732,347.19   |
|            | 43 | WARAWA         | 88,490,539.91    | - | 144,328.87   | 2,868,174.03   | 31,791,106.36    | 123,294,149.17   |
|            | 44 | WUDIL          | 104,052,556.73   | - | 169,710.65   | 3,372,573.40   | 35,708,268.15    | 143,303,108.94   |
| KANO TOTAL |    |                | 4,802,900,993.80 | - | 7,833,574.65 | 155,672,639.45 | 1,656,960,906.55 | 6,623,368,114.44 |

|                      |    |               |                         |          |                     |                       |                         |                         |
|----------------------|----|---------------|-------------------------|----------|---------------------|-----------------------|-------------------------|-------------------------|
| KATSINA              | 1  | BAKORI        | 105,732,624.15          | -        | 172,450.86          | 3,427,028.10          | 31,603,019.05           | 140,935,122.16          |
|                      | 2  | BATAGARAWA    | 108,951,270.43          | -        | 177,700.50          | 3,531,351.54          | 34,047,963.62           | 146,708,286.09          |
|                      | 3  | BATSARI       | 118,528,689.32          | -        | 193,321.36          | 3,841,776.86          | 35,742,770.53           | 158,306,558.06          |
|                      | 4  | BAURE         | 111,132,434.27          | -        | 181,258.00          | 3,602,047.89          | 34,940,405.89           | 149,856,146.04          |
|                      | 5  | BINDAWA       | 103,933,074.77          | -        | 169,515.78          | 3,368,700.73          | 31,810,329.57           | 139,281,620.85          |
|                      | 6  | CHARANCHI     | 97,217,410.32           | -        | 158,562.47          | 3,151,031.20          | 30,786,417.01           | 131,313,421.00          |
|                      | 7  | DAN-MUSA      | 97,535,557.45           | -        | 159,081.37          | 3,161,343.05          | 29,125,015.92           | 129,980,997.79          |
|                      | 8  | DANDUME       | 104,431,307.53          | -        | 170,328.40          | 3,384,849.55          | 31,350,773.89           | 139,337,259.37          |
|                      | 9  | DANJA         | 97,951,601.30           | -        | 159,759.94          | 3,174,827.95          | 29,959,258.45           | 131,245,447.64          |
|                      | 10 | DAURA         | 118,099,613.85          | -        | 192,621.53          | 3,827,869.58          | 36,488,880.05           | 158,608,985.01          |
|                      | 11 | DUTSI         | 97,469,631.61           | -        | 158,973.84          | 3,159,206.25          | 29,564,778.13           | 130,352,589.83          |
|                      | 12 | DUTSINMA      | 108,256,784.33          | -        | 176,567.79          | 3,508,841.71          | 33,012,869.49           | 144,955,063.32          |
|                      | 13 | FASKARI       | 117,975,352.75          | -        | 192,418.86          | 3,823,842.00          | 34,843,869.33           | 156,835,482.95          |
|                      | 14 | FUNTUA        | 117,699,502.04          | -        | 191,968.94          | 3,814,901.07          | 36,895,166.99           | 158,601,539.05          |
|                      | 15 | INGAWA        | 102,781,724.82          | -        | 167,637.92          | 3,331,382.93          | 33,018,564.45           | 139,299,310.11          |
|                      | 16 | JIBIA         | 115,791,352.69          | -        | 188,856.74          | 3,753,053.73          | 33,018,217.20           | 152,751,480.36          |
|                      | 17 | KAFUR         | 119,529,812.76          | -        | 194,954.20          | 3,874,225.49          | 35,319,537.59           | 158,918,530.04          |
|                      | 18 | KAITA         | 114,422,893.64          | -        | 186,624.77          | 3,708,698.95          | 34,035,879.19           | 152,354,096.55          |
|                      | 19 | KANKARA       | 125,477,753.95          | -        | 204,655.34          | 4,067,011.41          | 38,295,849.93           | 168,045,270.63          |
|                      | 20 | KANKIA        | 99,920,757.72           | -        | 162,971.65          | 3,238,652.66          | 31,746,295.97           | 135,068,678.01          |
|                      | 21 | KATSINA       | 137,617,291.23          | -        | 224,455.04          | 4,460,480.65          | 43,346,309.23           | 185,648,536.15          |
|                      | 22 | KURFI         | 96,833,441.18           | -        | 157,936.21          | 3,138,585.91          | 29,395,179.38           | 129,525,142.68          |
|                      | 23 | KUSADA        | 91,481,932.54           | -        | 149,207.85          | 2,965,131.68          | 28,123,258.15           | 122,719,530.23          |
|                      | 24 | MAIADUA       | 111,286,399.72          | -        | 181,509.12          | 3,607,038.25          | 35,201,054.60           | 150,276,001.68          |
|                      | 25 | MALUMFASHI    | 110,743,331.32          | -        | 180,623.37          | 3,589,436.20          | 33,933,022.61           | 148,446,413.50          |
|                      | 26 | MANI          | 105,048,008.23          | -        | 171,334.24          | 3,404,838.19          | 33,519,512.78           | 142,143,693.44          |
|                      | 27 | MASHI         | 107,254,255.19          | -        | 174,932.65          | 3,476,347.53          | 33,253,377.47           | 144,158,912.84          |
|                      | 28 | MATAZU        | 90,341,823.06           | -        | 147,348.32          | 2,928,178.21          | 29,238,498.46           | 122,655,848.06          |
|                      | 29 | MUSAWA        | 108,099,706.99          | -        | 176,311.59          | 3,503,750.49          | 33,154,757.39           | 144,934,526.46          |
|                      | 30 | RIMI          | 97,512,442.13           | -        | 159,043.67          | 3,160,593.83          | 31,906,727.23           | 132,738,806.86          |
|                      | 31 | SABUWA        | 101,031,438.11          | -        | 164,783.18          | 3,274,652.27          | 30,677,865.47           | 135,148,739.03          |
|                      | 32 | SAFANA        | 108,404,659.07          | -        | 176,808.97          | 3,513,634.66          | 33,992,680.82           | 146,087,783.52          |
|                      | 33 | SANDAMU       | 105,064,535.39          | -        | 171,361.20          | 3,405,373.87          | 30,763,776.06           | 139,405,046.52          |
|                      | 34 | ZANGO         | 102,971,864.99          | -        | 167,948.04          | 3,337,545.79          | 31,976,108.54           | 138,453,467.36          |
| <b>KATSINA TOTAL</b> |    |               | <b>3,656,530,278.83</b> | <b>-</b> | <b>5,963,833.72</b> | <b>118,516,230.18</b> | <b>1,124,087,990.44</b> | <b>4,905,098,333.17</b> |
| KEBBI                | 1  | ALIERU        | 82,445,849.14           | -        | 134,469.92          | 2,672,252.24          | 25,931,431.81           | 111,184,003.11          |
|                      | 2  | AREWA         | 134,713,252.68          | -        | 219,718.52          | 4,366,354.34          | 34,130,580.23           | 173,429,905.78          |
|                      | 3  | ARGUNGU       | 113,467,861.94          | -        | 185,067.10          | 3,677,744.26          | 34,926,069.24           | 152,256,742.54          |
|                      | 4  | AUGIE         | 93,686,828.76           | -        | 152,804.06          | 3,036,597.24          | 29,495,228.13           | 126,371,458.19          |
|                      | 5  | BAGUDO        | 124,772,593.09          | -        | 203,505.22          | 4,044,155.59          | 37,866,128.28           | 166,886,382.18          |
|                      | 6  | BIRNIN -KEBBI | 152,651,719.84          | -        | 248,976.33          | 4,947,779.72          | 39,991,529.90           | 197,840,005.79          |
|                      | 7  | BUNZA         | 103,997,392.38          | -        | 169,620.68          | 3,370,785.40          | 29,785,115.60           | 137,322,914.06          |
|                      | 8  | DANDI KAMBA   | 110,482,125.43          | -        | 180,197.34          | 3,580,969.94          | 31,369,426.35           | 145,612,719.05          |
|                      | 9  | DANKO /WASAGU | 137,253,480.73          | -        | 223,861.66          | 4,448,688.75          | 39,768,106.80           | 181,694,137.94          |
|                      | 10 | FAKAI         | 95,570,609.13           | -        | 155,876.52          | 3,097,654.73          | 29,767,822.36           | 128,591,962.75          |
|                      | 11 | GWANDU        | 100,947,505.74          | -        | 164,646.29          | 3,271,931.84          | 31,837,941.18           | 136,222,025.04          |
|                      | 12 | JEGA          | 111,367,041.12          | -        | 181,640.64          | 3,609,652.01          | 34,778,000.22           | 149,936,334.00          |
|                      | 13 | KALGO         | 92,681,704.32           | -        | 151,164.69          | 3,004,018.94          | 27,280,860.08           | 123,117,748.03          |
|                      | 14 | KOKO/BESSE    | 106,358,312.74          | -        | 173,471.36          | 3,447,308.05          | 32,086,991.60           | 142,066,083.76          |
|                      | 15 | MAIYAMA       | 123,046,496.99          | -        | 200,689.94          | 3,988,209.00          | 33,551,083.08           | 160,786,479.02          |
|                      | 16 | NGASKI        | 98,584,089.30           | -        | 160,791.53          | 3,195,328.28          | 30,014,650.37           | 131,954,859.48          |
|                      | 17 | SAKABA        | 97,151,545.72           | -        | 158,455.04          | 3,148,896.38          | 27,595,749.83           | 128,054,646.97          |
|                      | 18 | SHANGA        | 100,818,948.30          | -        | 164,436.61          | 3,267,765.00          | 30,179,943.17           | 134,431,093.09          |
|                      | 19 | SURU          | 121,977,440.00          | -        | 198,946.30          | 3,953,558.50          | 31,783,144.53           | 157,913,089.33          |
|                      | 20 | YAURI         | 93,731,229.83           | -        | 152,876.48          | 3,038,036.38          | 28,279,145.31           | 125,201,288.00          |
|                      | 21 | ZURU          | 111,957,067.59          | -        | 182,602.98          | 3,628,776.07          | 32,846,921.83           | 148,615,368.47          |
| <b>KEBBI TOTAL</b>   |    |               | <b>2,307,663,094.74</b> | <b>-</b> | <b>3,763,819.23</b> | <b>74,796,462.67</b>  | <b>673,265,869.91</b>   | <b>3,059,489,246.56</b> |

|                    |    |                  |                         |                         |                     |                      |                         |                         |
|--------------------|----|------------------|-------------------------|-------------------------|---------------------|----------------------|-------------------------|-------------------------|
| KOGI               | 1  | ADAVI            | 119,586,220.18          | (17,480,389.99)         | 195,046.20          | 3,876,053.78         | 35,326,809.87           | 141,503,740.03          |
|                    | 2  | AJAOKUTA         | 105,741,205.11          | (17,480,389.99)         | 172,464.86          | 3,427,306.23         | 29,779,569.28           | 121,640,155.48          |
|                    | 3  | ANKPA            | 133,450,525.26          | (17,480,389.99)         | 217,659.01          | 4,325,426.56         | 39,852,151.96           | 160,365,372.80          |
|                    | 4  | BASSA            | 105,664,759.14          | (17,480,389.99)         | 172,340.17          | 3,424,828.45         | 31,006,903.12           | 122,788,440.89          |
|                    | 5  | DEKINA           | 144,476,546.10          | (17,480,389.99)         | 235,642.54          | 4,682,804.27         | 39,363,149.16           | 171,277,752.08          |
|                    | 6  | IBAJI            | 112,331,571.96          | (17,480,389.99)         | 183,213.80          | 3,640,914.59         | 30,182,939.30           | 128,858,249.65          |
|                    | 7  | IDAH             | 94,256,390.49           | (17,480,389.99)         | 153,733.02          | 3,055,058.00         | 26,827,495.26           | 106,812,286.77          |
|                    | 8  | IGALAMELA        | 110,449,793.54          | (17,480,389.99)         | 180,144.61          | 3,579,921.99         | 31,564,384.37           | 128,293,854.52          |
|                    | 9  | IJUMU            | 108,318,541.39          | (17,480,389.99)         | 176,668.51          | 3,510,843.40         | 29,613,443.06           | 124,139,106.37          |
|                    | 10 | KABBA/BUNU       | 114,517,273.28          | (17,480,389.99)         | 186,778.70          | 3,711,758.00         | 31,385,618.11           | 132,321,038.10          |
|                    | 11 | KOGI             | 100,808,252.77          | (17,480,389.99)         | 164,419.17          | 3,267,418.34         | 29,333,625.95           | 116,093,326.24          |
|                    | 12 | KOTON KARFE      | 128,702,630.21          | (17,480,389.99)         | 209,915.15          | 4,171,536.78         | 34,845,307.74           | 150,448,999.89          |
|                    | 13 | MOPA-MURO        | 84,951,417.11           | (17,480,389.99)         | 138,556.52          | 2,753,463.24         | 24,342,685.95           | 94,705,732.83           |
|                    | 14 | OFU              | 123,506,604.95          | (17,480,389.99)         | 201,440.38          | 4,003,122.11         | 34,630,565.99           | 144,861,343.45          |
|                    | 15 | OGORI/MAGONGO    | 82,472,816.26           | (17,480,389.99)         | 134,513.90          | 2,673,126.31         | 24,036,060.84           | 91,836,127.32           |
|                    | 16 | OKEHI            | 119,566,787.83          | (17,480,389.99)         | 195,014.50          | 3,875,423.93         | 35,174,365.45           | 141,331,201.72          |
|                    | 17 | OKENE            | 149,537,639.73          | (17,480,389.99)         | 243,897.23          | 4,846,845.50         | 43,526,583.34           | 180,674,575.82          |
|                    | 18 | OLAMABORO        | 112,957,220.15          | (17,480,389.99)         | 184,234.24          | 3,661,193.23         | 32,406,961.00           | 131,729,218.63          |
|                    | 19 | OMALA            | 106,953,085.75          | (17,480,389.99)         | 174,441.44          | 3,466,585.96         | 28,812,884.15           | 121,926,607.31          |
|                    | 20 | YAGBA EAST       | 114,679,565.70          | (17,480,389.99)         | 187,043.40          | 3,717,018.26         | 31,634,043.48           | 132,737,280.86          |
|                    | 21 | YAGBA WEST       | 112,209,994.40          | (17,480,389.99)         | 183,015.51          | 3,636,973.99         | 31,017,806.89           | 129,567,400.80          |
| <b>KOGI TOTAL</b>  |    |                  | <b>2,385,138,841.31</b> | <b>(367,088,189.79)</b> | <b>3,890,182.87</b> | <b>77,307,622.90</b> | <b>674,663,354.27</b>   | <b>2,773,911,811.57</b> |
| KWARA              | 1  | ASA              | 96,910,442.79           | -                       | 158,061.80          | 3,141,081.70         | 30,327,535.99           | 130,537,122.29          |
|                    | 2  | BARUTEN          | 159,363,605.13          | -                       | 259,923.47          | 5,165,326.76         | 36,093,615.93           | 200,882,471.29          |
|                    | 3  | EDU              | 122,142,199.94          | -                       | 199,215.03          | 3,958,898.73         | 35,538,704.35           | 161,839,018.05          |
|                    | 4  | EKITI            | 74,381,882.55           | -                       | 121,317.52          | 2,410,881.26         | 25,355,903.31           | 102,269,984.63          |
|                    | 5  | IFELODUN         | 129,060,328.58          | -                       | 210,498.55          | 4,183,130.58         | 35,856,302.68           | 169,310,260.38          |
|                    | 6  | ILORIN EAST      | 110,925,711.00          | -                       | 180,920.83          | 3,595,347.53         | 35,736,013.96           | 150,437,993.32          |
|                    | 7  | ILORIN SOUTH     | 112,121,181.65          | -                       | 182,870.65          | 3,634,095.37         | 36,040,277.74           | 151,978,425.42          |
|                    | 8  | ILORIN WEST      | 132,215,472.18          | -                       | 215,644.62          | 4,285,395.75         | 46,872,860.10           | 183,589,372.65          |
|                    | 9  | IREPODUN         | 95,583,118.19           | -                       | 155,896.92          | 3,098,060.18         | 31,867,606.61           | 130,704,681.90          |
|                    | 10 | KAI AMA          | 127,109,019.31          | -                       | 207,315.95          | 4,119,884.33         | 30,169,813.32           | 161,606,032.90          |
|                    | 11 | MORO             | 100,763,050.75          | -                       | 164,345.44          | 3,265,953.24         | 29,102,216.23           | 133,295,565.66          |
|                    | 12 | OFFA             | 89,501,049.44           | -                       | 145,977.02          | 2,900,926.88         | 27,774,456.59           | 120,322,409.92          |
|                    | 13 | OKE-ERO          | 74,887,034.69           | -                       | 122,141.43          | 2,427,254.35         | 25,548,212.47           | 102,984,642.94          |
|                    | 14 | OSIN             | 74,569,477.63           | -                       | 121,623.49          | 2,416,961.63         | 25,695,378.63           | 102,803,441.37          |
|                    | 15 | OYUN             | 85,145,938.33           | -                       | 138,873.79          | 2,759,768.10         | 28,092,471.62           | 116,137,051.84          |
|                    | 16 | PATEGI           | 103,056,049.26          | -                       | 168,085.34          | 3,340,274.39         | 29,347,030.16           | 135,911,439.15          |
| <b>KWARA TOTAL</b> |    |                  | <b>1,687,735,561.41</b> | <b>-</b>                | <b>2,752,711.86</b> | <b>54,703,240.78</b> | <b>509,418,399.67</b>   | <b>2,254,609,913.72</b> |
| LAGOS              | 1  | AGEGE            | 144,619,829.10          | -                       | 235,876.24          | 4,687,448.39         | 274,456,163.68          | 423,999,317.40          |
|                    | 2  | AJEROMI/IFELODUN | 185,889,676.05          | -                       | 303,187.73          | 6,025,095.37         | 290,024,662.84          | 482,242,621.99          |
|                    | 3  | ALIMOSHO         | 299,782,551.00          | -                       | 488,948.03          | 9,716,615.24         | 331,251,259.27          | 641,239,373.54          |
|                    | 4  | AMOWO-ODOFIN     | 117,168,063.22          | -                       | 191,102.16          | 3,797,675.96         | 264,609,921.03          | 385,766,762.37          |
|                    | 5  | APAPA            | 98,508,588.15           | -                       | 160,668.39          | 3,192,881.12         | 257,609,006.57          | 359,471,144.24          |
|                    | 6  | BADAGRY          | 110,128,967.24          | -                       | 179,621.33          | 3,569,523.30         | 259,257,142.57          | 373,135,254.44          |
|                    | 7  | EPE              | 101,115,217.18          | -                       | 164,919.83          | 3,277,367.73         | 255,112,043.38          | 359,669,548.13          |
|                    | 8  | ETI-OSA          | 121,984,752.42          | -                       | 198,958.23          | 3,953,795.51         | 262,499,937.47          | 388,637,443.63          |
|                    | 9  | IBEJU-LEKKI      | 81,453,680.52           | -                       | 132,851.68          | 2,640,093.86         | 250,672,195.17          | 334,898,821.24          |
|                    | 10 | IFAKO/IJAYE      | 138,886,726.25          | -                       | 226,525.50          | 4,501,625.85         | 272,229,502.85          | 415,844,380.45          |
|                    | 11 | IKEJA            | 120,060,704.13          | -                       | 195,820.09          | 3,891,432.85         | 264,264,750.75          | 388,412,707.81          |
|                    | 12 | IKORODU          | 165,077,513.26          | -                       | 269,242.91          | 5,350,527.16         | 279,712,197.23          | 450,409,480.55          |
|                    | 13 | KOSOFE           | 178,603,202.93          | -                       | 291,303.43          | 5,788,924.66         | 288,725,100.21          | 473,408,531.23          |
|                    | 14 | LAGOS ISLAND     | 96,144,865.69           | -                       | 156,813.14          | 3,116,267.65         | 257,058,609.30          | 356,476,555.78          |
|                    | 15 | LAGOS MAINLAND   | 116,014,221.53          | -                       | 189,220.24          | 3,760,277.40         | 264,578,945.99          | 384,542,665.15          |
|                    | 16 | MUSHIN           | 173,682,005.76          | -                       | 283,276.91          | 5,629,417.78         | 286,476,006.78          | 466,070,707.24          |
|                    | 17 | OJO              | 168,526,950.84          | -                       | 274,868.97          | 5,462,331.06         | 284,049,536.12          | 458,313,686.98          |
|                    | 18 | OSHODI/ISOLO     | 172,080,110.41          | -                       | 280,664.21          | 5,577,496.81         | 285,677,323.04          | 463,615,594.47          |
|                    | 19 | SOMOLU           | 133,087,875.11          | -                       | 217,067.52          | 4,313,672.26         | 270,478,996.43          | 408,097,611.33          |
|                    | 20 | SURULERE         | 152,235,594.62          | -                       | 248,297.62          | 4,934,292.18         | 277,514,497.37          | 434,932,681.79          |
| <b>LAGOS TOTAL</b> |    |                  | <b>2,875,051,095.40</b> | <b>-</b>                | <b>4,689,234.16</b> | <b>93,186,762.15</b> | <b>5,476,257,798.05</b> | <b>8,449,184,889.76</b> |

|                        |    |                 |                         |                        |                     |                      |                       |                         |
|------------------------|----|-----------------|-------------------------|------------------------|---------------------|----------------------|-----------------------|-------------------------|
| NASSARAWA              | 1  | AKWANGA         | 99,607,946.14           | (3,018,317.48)         | 162,461.45          | 3,228,513.75         | 28,937,532.75         | 128,918,136.60          |
|                        | 2  | AWE             | 112,276,140.52          | (3,018,317.48)         | 183,123.39          | 3,639,117.93         | 28,878,082.90         | 141,958,147.27          |
|                        | 3  | DOMA            | 114,960,801.18          | (3,018,317.48)         | 187,502.10          | 3,726,133.72         | 30,755,545.30         | 146,611,664.82          |
|                        | 4  | KARU            | 135,638,079.13          | (3,018,317.48)         | 221,226.93          | 4,396,330.01         | 35,330,266.89         | 172,567,585.48          |
|                        | 5  | KEANA           | 96,851,425.59           | (3,018,317.48)         | 157,965.54          | 3,139,168.82         | 26,563,914.11         | 123,694,156.59          |
|                        | 6  | KEFFI           | 91,072,718.51           | (3,018,317.48)         | 148,540.42          | 2,951,868.15         | 27,495,318.26         | 118,650,127.86          |
|                        | 7  | KOKONA          | 104,058,760.81          | (3,018,317.48)         | 169,720.77          | 3,372,774.49         | 28,681,884.50         | 133,264,823.10          |
|                        | 8  | LAFIA           | 162,826,867.60          | (3,018,317.48)         | 265,572.08          | 5,277,578.76         | 44,027,932.87         | 209,379,633.83          |
|                        | 9  | NASARAWA        | 150,898,911.94          | (3,018,317.48)         | 246,117.48          | 4,890,967.34         | 34,243,918.10         | 187,261,597.38          |
|                        | 10 | NASSARAWA EGGON | 115,435,370.19          | (3,018,317.48)         | 188,276.13          | 3,741,515.55         | 31,416,855.44         | 147,763,699.83          |
|                        | 11 | OBI             | 110,493,956.77          | (3,018,317.48)         | 180,216.64          | 3,581,353.42         | 31,399,145.50         | 142,636,354.85          |
|                        | 12 | TOTO            | 117,391,898.27          | (3,018,317.48)         | 191,467.24          | 3,804,930.95         | 29,329,721.19         | 147,699,700.18          |
|                        | 13 | WAMBA           | 94,238,132.72           | (3,018,317.48)         | 153,703.24          | 3,054,466.22         | 26,122,276.72         | 120,550,261.42          |
| <b>NASSARAWA TOTAL</b> |    |                 | <b>1,505,751,009.38</b> | <b>(39,238,127.24)</b> | <b>2,455,893.42</b> | <b>48,804,719.12</b> | <b>403,182,394.52</b> | <b>1,920,955,889.20</b> |
| NIGER                  | 1  | AGAIE           | 103,621,830.48          | -                      | 169,008.14          | 3,358,612.61         | 30,714,304.99         | 137,863,756.22          |
|                        | 2  | AGWARA          | 88,966,406.76           | -                      | 145,105.01          | 2,883,597.93         | 25,471,189.29         | 117,466,298.99          |
|                        | 3  | BIDA            | 101,885,005.57          | -                      | 166,175.36          | 3,302,318.28         | 34,553,126.32         | 139,906,625.53          |
|                        | 4  | BORGU           | 165,853,822.47          | -                      | 270,509.07          | 5,375,689.06         | 33,426,912.79         | 204,926,933.39          |
|                        | 5  | BOSSO           | 99,554,702.69           | -                      | 162,374.61          | 3,226,788.01         | 31,718,007.38         | 134,661,872.69          |
|                        | 6  | EDATI           | 104,852,201.71          | -                      | 171,014.88          | 3,398,491.66         | 32,618,228.14         | 141,039,936.40          |
|                        | 7  | GBAKO           | 99,314,713.68           | -                      | 161,983.19          | 3,219,009.43         | 30,336,423.41         | 133,032,129.71          |
|                        | 8  | GURARA          | 88,743,989.01           | -                      | 144,742.24          | 2,876,388.88         | 27,802,026.26         | 119,567,146.39          |
|                        | 9  | KATCHA          | 95,759,872.85           | -                      | 156,185.21          | 3,103,789.18         | 29,969,028.88         | 128,988,876.13          |
|                        | 10 | KONTAGORA       | 105,458,519.65          | -                      | 172,003.79          | 3,418,143.77         | 32,036,439.12         | 141,085,106.33          |
|                        | 11 | LAPAI           | 103,011,323.71          | -                      | 168,012.39          | 3,338,824.74         | 29,132,216.67         | 135,650,377.51          |
|                        | 12 | LAVUN           | 119,866,121.66          | -                      | 195,502.72          | 3,885,126.00         | 36,062,708.05         | 160,009,458.44          |
|                        | 13 | MAGAMA          | 122,787,386.54          | -                      | 200,267.33          | 3,979,810.66         | 34,099,751.76         | 161,067,216.28          |
|                        | 14 | MARIGA          | 135,958,224.56          | -                      | 221,749.09          | 4,406,706.63         | 35,334,377.93         | 175,921,058.20          |
|                        | 15 | MASHEGU         | 160,422,251.74          | -                      | 261,650.13          | 5,199,639.84         | 36,417,254.18         | 202,300,795.90          |
|                        | 16 | MINNA           | 101,600,578.53          | -                      | 165,711.46          | 3,293,099.37         | 35,473,210.00         | 140,532,599.35          |
|                        | 17 | MOKWA           | 137,902,555.36          | -                      | 224,920.31          | 4,469,726.69         | 38,494,873.68         | 181,092,076.04          |
|                        | 18 | MUYA            | 93,150,213.20           | -                      | 151,928.83          | 3,019,204.35         | 28,682,453.55         | 125,003,799.93          |
|                        | 19 | PAIKORO         | 107,205,166.72          | -                      | 174,852.59          | 3,474,756.46         | 32,463,005.69         | 143,317,781.46          |
|                        | 20 | RAFI            | 123,649,153.54          | -                      | 201,672.88          | 4,007,742.43         | 34,118,920.17         | 161,977,489.01          |
|                        | 21 | RIJAU           | 116,320,530.30          | -                      | 189,719.83          | 3,770,205.55         | 33,710,827.50         | 153,991,283.18          |
|                        | 22 | SHIRORO         | 137,508,689.24          | -                      | 224,277.91          | 4,456,960.62         | 37,832,799.58         | 180,022,727.35          |
|                        | 23 | SULEJA          | 100,563,557.38          | -                      | 164,020.07          | 3,259,487.22         | 36,525,319.57         | 140,512,384.23          |
|                        | 24 | TAFA            | 81,842,773.51           | -                      | 133,486.30          | 2,652,705.23         | 27,286,007.11         | 111,914,972.15          |
|                        | 25 | WUSHISHI        | 91,229,378.18           | -                      | 148,795.94          | 2,956,945.84         | 27,163,704.32         | 121,498,824.27          |
| <b>NIGER TOTAL</b>     |    |                 | <b>2,787,028,969.04</b> | <b>-</b>               | <b>4,545,669.28</b> | <b>90,333,770.44</b> | <b>811,443,116.33</b> | <b>3,693,351,525.09</b> |



|                   |    |                  |                         |                         |                     |                      |                       |                         |
|-------------------|----|------------------|-------------------------|-------------------------|---------------------|----------------------|-----------------------|-------------------------|
| OGUN              | 1  | ABEOKUTA NORTH   | 102,424,568.49          | (5,788,847.52)          | 167,055.39          | 3,319,806.70         | 38,177,797.65         | 138,300,380.71          |
|                   | 2  | ABEOKUTA SOUTH   | 105,737,694.89          | (5,788,847.52)          | 172,459.13          | 3,427,192.46         | 41,577,342.92         | 145,125,841.87          |
|                   | 3  | ADO-ODO/OTA      | 162,522,337.44          | (5,788,847.52)          | 265,075.39          | 5,267,708.26         | 60,765,685.16         | 223,031,958.73          |
|                   | 4  | EGBADO NORTH     | 106,859,801.21          | (5,788,847.52)          | 174,289.30          | 3,463,562.40         | 36,823,299.47         | 141,532,104.85          |
|                   | 5  | EGBADO SOUTH     | 95,765,473.90           | (5,788,847.52)          | 156,194.35          | 3,103,970.73         | 35,922,106.40         | 129,158,897.85          |
|                   | 6  | EWEKORO          | 72,846,381.83           | (5,788,847.52)          | 118,813.10          | 2,361,112.28         | 28,025,971.64         | 97,563,431.34           |
|                   | 7  | REMO NORTH       | 70,965,248.76           | (5,788,847.52)          | 115,744.96          | 2,300,140.60         | 28,356,210.01         | 95,948,496.81           |
|                   | 8  | IFO              | 159,349,458.66          | (5,788,847.52)          | 259,900.40          | 5,164,868.24         | 60,645,674.24         | 219,631,054.03          |
|                   | 9  | IJEBU EAST       | 94,832,742.68           | (5,788,847.52)          | 154,673.05          | 3,073,738.85         | 31,848,541.50         | 124,120,848.56          |
|                   | 10 | IJEBU NORTH      | 118,484,239.13          | (5,788,847.52)          | 193,248.86          | 3,840,336.13         | 43,942,696.92         | 160,671,673.51          |
|                   | 11 | IJEBU ODE        | 91,410,642.34           | (5,788,847.52)          | 149,091.58          | 2,962,821.01         | 34,892,985.03         | 123,626,692.43          |
|                   | 12 | IKENNE           | 82,585,516.77           | (5,788,847.52)          | 134,697.72          | 2,676,779.18         | 32,441,581.54         | 112,049,727.69          |
|                   | 13 | IJEBU NORTH-EAST | 74,472,148.76           | (5,788,847.52)          | 121,464.74          | 2,413,806.98         | 28,892,578.23         | 100,111,151.20          |
|                   | 14 | IMEKO-AFON       | 85,615,192.53           | (5,788,847.52)          | 139,639.15          | 2,774,977.67         | 29,905,378.67         | 112,646,340.50          |
|                   | 15 | IPOKIA           | 89,674,905.58           | (5,788,847.52)          | 146,260.58          | 2,906,561.94         | 34,642,545.59         | 121,581,426.16          |
|                   | 16 | OBAFEMI/OWODE    | 108,731,092.75          | (5,788,847.52)          | 177,341.39          | 3,524,215.10         | 40,089,221.47         | 146,733,023.19          |
|                   | 17 | ODEDA            | 91,277,580.91           | (5,788,847.52)          | 148,874.55          | 2,958,508.19         | 31,796,661.78         | 120,392,777.92          |
|                   | 18 | ODOGBOLU         | 84,833,016.10           | (5,788,847.52)          | 138,363.41          | 2,749,625.60         | 33,024,134.52         | 114,956,292.11          |
|                   | 19 | OGUN WATER SIDE  | 80,577,978.54           | (5,788,847.52)          | 131,423.41          | 2,611,710.43         | 29,260,736.71         | 106,793,001.57          |
|                   | 20 | SAGAMU           | 109,290,368.39          | (5,788,847.52)          | 178,253.57          | 3,542,342.46         | 41,795,001.60         | 149,017,118.51          |
| <b>OGUN TOTAL</b> |    |                  | <b>1,988,256,389.63</b> | <b>(115,776,950.40)</b> | <b>3,242,864.03</b> | <b>64,443,785.22</b> | <b>742,826,151.05</b> | <b>2,682,992,239.53</b> |
| ONDO              | 1  | AKOKO NORTH EAST | 105,347,128.90          | (2,620,951.49)          | 171,822.11          | 3,414,533.35         | 34,836,821.38         | 141,149,354.25          |
|                   | 2  | AKOKO NORTH WEST | 111,440,367.16          | (2,620,951.49)          | 181,760.24          | 3,612,028.67         | 37,502,549.92         | 150,115,754.49          |
|                   | 3  | AKOKO SOUTH WEST | 113,455,466.56          | (2,620,951.49)          | 185,046.88          | 3,677,342.50         | 38,592,510.15         | 153,289,414.61          |
|                   | 4  | AKOKO SOUTH      | 84,151,866.18           | (2,620,951.49)          | 137,252.45          | 2,727,548.03         | 28,379,081.32         | 112,774,796.48          |
|                   | 5  | AKURE NORTH      | 88,180,971.51           | (2,620,951.49)          | 143,823.96          | 2,858,140.24         | 31,793,350.16         | 120,355,334.37          |
|                   | 6  | AKURE SOUTH      | 135,513,416.35          | (2,620,951.49)          | 221,023.60          | 4,392,289.42         | 47,185,305.48         | 184,691,083.36          |
|                   | 7  | IDANRE           | 95,439,601.70           | (2,620,951.49)          | 155,662.85          | 3,093,408.49         | 31,615,347.86         | 127,683,069.40          |
|                   | 8  | IFEDORE          | 96,155,835.81           | (2,620,951.49)          | 156,831.03          | 3,116,623.22         | 34,900,577.18         | 131,708,915.75          |
|                   | 9  | IKALE/OKITIPUPA  | 115,602,794.15          | (2,620,951.49)          | 188,549.20          | 3,746,942.13         | 38,875,799.80         | 155,793,133.79          |
|                   | 10 | ILAJE WEST       | 125,443,217.97          | (2,620,951.49)          | 204,599.02          | 4,065,892.02         | 42,837,965.68         | 169,930,723.20          |
|                   | 11 | ILAJE/ESE-EDO    | 95,982,787.53           | (2,620,951.49)          | 156,548.79          | 3,111,014.34         | 33,417,872.89         | 130,047,272.06          |
|                   | 12 | ILEOLUJI/OKEIGBO | 99,348,476.60           | (2,620,951.49)          | 162,038.26          | 3,220,103.77         | 34,660,485.90         | 134,770,153.03          |
|                   | 13 | ODE IRELE        | 92,326,167.76           | (2,620,951.49)          | 150,584.81          | 2,992,495.21         | 32,736,422.03         | 125,584,718.33          |
|                   | 14 | ODIGBO           | 115,466,471.60          | (2,620,951.49)          | 188,326.85          | 3,742,523.62         | 38,652,585.06         | 155,428,955.64          |
|                   | 15 | ONDO EAST        | 76,631,458.48           | (2,620,951.49)          | 124,986.60          | 2,483,794.99         | 27,846,532.89         | 104,465,821.46          |
|                   | 16 | ONDO WEST        | 126,650,942.68          | (2,620,951.49)          | 206,568.82          | 4,105,037.05         | 42,355,769.05         | 170,697,366.12          |
|                   | 17 | OSE              | 102,046,300.36          | (2,620,951.49)          | 166,438.43          | 3,307,546.20         | 32,718,017.58         | 135,617,351.08          |
|                   | 18 | OWO              | 119,727,346.85          | (2,620,951.49)          | 195,276.38          | 3,880,628.00         | 37,856,332.09         | 159,038,631.83          |
| <b>ONDO TOTAL</b> |    |                  | <b>1,898,910,618.14</b> | <b>(47,177,126.82)</b>  | <b>3,097,140.27</b> | <b>61,547,891.24</b> | <b>646,763,326.42</b> | <b>2,563,141,849.25</b> |



|                   |    |                         |                         |                        |                     |                       |                         |                         |
|-------------------|----|-------------------------|-------------------------|------------------------|---------------------|-----------------------|-------------------------|-------------------------|
| OSUN              | 1  | ATAKUMOSA EAST          | 74,823,991.36           | (2,734,288.18)         | 122,038.60          | 2,425,210.98          | 26,688,247.52           | 101,325,200.28          |
|                   | 2  | ATAKUMOSA WEST          | 75,033,883.01           | (2,734,288.18)         | 122,380.94          | 2,432,014.03          | 26,163,616.48           | 101,017,606.27          |
|                   | 3  | AYEDADE                 | 93,479,614.49           | (2,734,288.18)         | 152,466.09          | 3,029,880.97          | 31,841,146.69           | 125,768,820.06          |
|                   | 4  | AYEDIRE                 | 82,633,913.01           | (2,734,288.18)         | 134,776.65          | 2,678,347.81          | 26,663,870.30           | 109,376,619.59          |
|                   | 5  | BOLAWADURO              | 78,197,609.28           | (2,734,288.18)         | 127,541.00          | 2,534,557.40          | 26,311,685.50           | 104,437,105.00          |
|                   | 6  | BORIPE                  | 89,063,236.13           | (2,734,288.18)         | 145,262.94          | 2,886,736.38          | 31,074,827.00           | 120,435,774.27          |
|                   | 7  | EDE NORTH               | 74,648,224.58           | (2,734,288.18)         | 121,751.92          | 2,419,513.99          | 27,218,434.63           | 101,673,636.94          |
|                   | 8  | EDE SOUTH               | 77,526,013.52           | (2,734,288.18)         | 126,445.62          | 2,512,789.49          | 26,676,996.50           | 104,107,956.95          |
|                   | 9  | EGBEDORE                | 76,250,681.03           | (2,734,288.18)         | 124,365.55          | 2,471,453.15          | 26,565,875.28           | 102,678,086.82          |
|                   | 10 | EJIGBO                  | 86,559,590.66           | (2,734,288.18)         | 141,179.47          | 2,805,587.70          | 30,608,326.24           | 117,380,395.89          |
|                   | 11 | IFE CENTRAL             | 91,651,944.76           | (2,734,288.18)         | 149,485.14          | 2,970,642.15          | 33,012,225.41           | 125,050,009.29          |
|                   | 12 | IFE EAST                | 105,928,527.21          | (2,734,288.18)         | 172,770.38          | 3,433,377.75          | 34,459,093.10           | 141,259,480.27          |
|                   | 13 | IFE NORTH               | 98,740,666.64           | (2,734,288.18)         | 161,046.91          | 3,200,403.30          | 32,070,473.10           | 131,438,301.77          |
|                   | 14 | IFE SOUTH               | 86,071,279.95           | (2,734,288.18)         | 140,383.03          | 2,789,760.47          | 30,795,634.94           | 117,062,770.21          |
|                   | 15 | IFEDAYO                 | 67,636,641.28           | (2,734,288.18)         | 110,315.97          | 2,192,253.07          | 23,970,014.21           | 91,174,936.36           |
|                   | 16 | IFELODUN                | 87,156,213.57           | (2,734,288.18)         | 142,152.57          | 2,824,925.57          | 28,115,530.10           | 115,504,533.62          |
|                   | 17 | ILA                     | 76,840,118.70           | (2,734,288.18)         | 125,326.92          | 2,490,558.12          | 25,705,658.16           | 102,427,373.73          |
|                   | 18 | ILES A EAST             | 80,106,655.62           | (2,734,288.18)         | 130,654.67          | 2,596,433.81          | 28,798,786.68           | 108,898,242.60          |
|                   | 19 | ILES A WEST             | 84,888,573.60           | (2,734,288.18)         | 138,454.03          | 2,751,426.34          | 28,588,281.42           | 113,632,447.21          |
|                   | 20 | IREPODUN                | 84,009,788.08           | (2,734,288.18)         | 137,020.72          | 2,722,942.96          | 29,695,465.45           | 113,830,929.03          |
|                   | 21 | IREWOLE                 | 90,895,424.54           | (2,734,288.18)         | 148,251.25          | 2,946,121.66          | 31,369,367.67           | 122,624,876.95          |
|                   | 22 | ISOKAN                  | 82,502,673.22           | (2,734,288.18)         | 134,562.60          | 2,674,094.04          | 28,562,029.04           | 111,139,070.71          |
|                   | 23 | IWO                     | 101,448,614.38          | (2,734,288.18)         | 165,463.60          | 3,288,173.87          | 34,687,586.10           | 136,855,549.78          |
|                   | 24 | OBOKUM                  | 84,127,633.59           | (2,734,288.18)         | 137,212.93          | 2,726,762.59          | 29,488,085.48           | 113,745,406.40          |
|                   | 25 | ODO OTIN                | 110,837,110.40          | (2,734,288.18)         | 180,776.32          | 3,592,475.79          | 30,710,349.41           | 142,586,423.74          |
|                   | 26 | OLA-OLUWA               | 75,865,417.73           | (2,734,288.18)         | 123,737.18          | 2,458,965.91          | 26,715,750.02           | 102,429,582.66          |
|                   | 27 | OLORUNDA                | 91,762,840.07           | (2,734,288.18)         | 149,666.02          | 2,974,236.52          | 30,547,209.57           | 122,699,664.00          |
|                   | 28 | ORIADE                  | 92,057,064.30           | (2,734,288.18)         | 150,145.90          | 2,983,772.97          | 31,717,871.59           | 124,174,566.59          |
|                   | 29 | OROLU                   | 81,123,041.06           | (2,734,288.18)         | 132,312.41          | 2,629,377.11          | 28,555,083.96           | 109,705,526.36          |
|                   | 30 | OSOGBO                  | 90,255,457.06           | (2,734,288.18)         | 147,207.46          | 2,925,378.90          | 32,278,825.38           | 122,872,580.62          |
| <b>OSUN TOTAL</b> |    |                         | <b>2,572,122,442.84</b> | <b>(82,028,645.40)</b> | <b>4,195,154.80</b> | <b>83,368,174.81</b>  | <b>879,656,346.92</b>   | <b>3,457,313,473.97</b> |
| OYO               | 1  | AFIJO                   | 88,828,527.68           | (2,536,017.62)         | 144,880.13          | 2,879,128.96          | 36,998,451.07           | 126,314,970.22          |
|                   | 2  | AKINYELE                | 103,156,419.93          | (2,536,017.62)         | 168,249.05          | 3,343,527.63          | 42,359,077.46           | 146,491,256.44          |
|                   | 3  | ATIBA                   | 102,755,066.07          | (2,536,017.62)         | 167,594.44          | 3,330,518.86          | 39,465,967.13           | 143,183,128.89          |
|                   | 4  | ATIGBO                  | 110,089,963.60          | (2,536,017.62)         | 179,557.72          | 3,568,259.11          | 35,374,622.84           | 146,676,385.65          |
|                   | 5  | EGBEDA                  | 111,697,311.81          | (2,536,017.62)         | 182,179.32          | 3,620,356.82          | 47,235,493.15           | 160,199,323.48          |
|                   | 6  | IBADAN NORTH            | 114,802,100.40          | (2,536,017.62)         | 187,243.26          | 3,720,989.88          | 48,987,180.23           | 165,161,496.14          |
|                   | 7  | IBADAN NORTH EAST       | 124,461,588.35          | (2,536,017.62)         | 202,997.97          | 4,034,075.24          | 50,626,495.98           | 176,789,139.92          |
|                   | 8  | IBADAN NORTH WEST       | 91,599,161.45           | (2,536,017.62)         | 149,399.05          | 2,968,931.33          | 38,294,471.71           | 130,475,945.92          |
|                   | 9  | IBADAN SOUTH EAST       | 108,708,873.51          | (2,536,017.62)         | 177,305.15          | 3,523,494.92          | 46,157,131.19           | 156,030,787.15          |
|                   | 10 | IBADAN SOUTH WEST       | 113,813,195.16          | (2,536,017.62)         | 185,630.34          | 3,688,937.27          | 47,305,777.32           | 162,457,522.47          |
|                   | 11 | IBARAPA CENTRAL         | 82,313,775.88           | (2,536,017.62)         | 134,254.51          | 2,667,971.46          | 34,832,004.05           | 117,411,988.27          |
|                   | 12 | IBARAPA NORTH           | 85,843,423.01           | (2,536,017.62)         | 140,011.39          | 2,782,375.12          | 34,700,950.46           | 120,930,742.37          |
|                   | 13 | IDDO                    | 84,152,580.89           | (2,536,017.62)         | 137,253.62          | 2,727,571.19          | 34,851,589.16           | 119,332,977.24          |
|                   | 14 | SAKI WEST               | 124,988,795.55          | (2,536,017.62)         | 203,857.85          | 4,051,163.19          | 46,987,484.48           | 173,695,283.45          |
|                   | 15 | IBARAPA EAST (IFELODUN) | 85,230,681.76           | (2,536,017.62)         | 139,012.01          | 2,762,514.82          | 35,890,919.79           | 121,487,110.76          |
|                   | 16 | IREPO                   | 89,437,502.71           | (2,536,017.62)         | 145,873.37          | 2,898,867.19          | 36,191,433.23           | 126,137,658.88          |
|                   | 17 | ISEYIN                  | 116,851,605.76          | (2,536,017.62)         | 190,586.02          | 3,787,418.88          | 45,523,740.26           | 163,817,333.29          |
|                   | 18 | ITESIJAWU               | 101,038,683.91          | (2,536,017.62)         | 164,795.00          | 3,274,887.12          | 36,615,013.42           | 138,557,361.83          |
|                   | 19 | IWAJOWA                 | 92,754,989.11           | (2,536,017.62)         | 151,284.22          | 3,006,394.26          | 34,832,073.50           | 128,208,723.47          |
|                   | 20 | IYAMAPO/OLORUNSO        | 83,752,466.21           | (2,536,017.62)         | 136,601.02          | 2,714,602.59          | 33,358,258.91           | 117,425,911.11          |
|                   | 21 | KAJOLA                  | 103,433,802.50          | (2,536,017.62)         | 168,701.46          | 3,352,518.21          | 41,639,428.68           | 146,058,433.23          |
|                   | 22 | LAGEMU                  | 95,807,072.67           | (2,536,017.62)         | 156,262.20          | 3,105,319.04          | 37,955,760.35           | 134,488,396.63          |
|                   | 23 | OGBOMOSO NORTH          | 99,184,388.22           | (2,536,017.62)         | 161,770.63          | 3,214,785.30          | 41,481,289.30           | 141,506,215.82          |
|                   | 24 | OGBOMOSO SOUTH          | 84,909,069.62           | (2,536,017.62)         | 138,487.46          | 2,752,090.66          | 34,681,712.60           | 119,945,342.72          |
|                   | 25 | OGO-OLUWA               | 77,700,161.18           | (2,536,017.62)         | 126,729.66          | 2,518,434.00          | 32,207,112.56           | 110,016,419.78          |
|                   | 26 | OLUYOLE                 | 102,995,989.28          | (2,536,017.62)         | 167,987.38          | 3,338,327.72          | 41,759,439.59           | 145,725,726.36          |
|                   | 27 | ONA ARA                 | 112,217,009.04          | (2,536,017.62)         | 183,026.95          | 3,637,201.35          | 46,088,583.29           | 159,589,803.01          |
|                   | 28 | ORELOPE                 | 85,947,560.27           | (2,536,017.62)         | 140,181.24          | 2,785,750.44          | 34,933,541.06           | 121,271,015.39          |
|                   | 29 | ORI IRE                 | 103,361,901.74          | (2,536,017.62)         | 168,584.19          | 3,350,187.75          | 38,141,263.33           | 142,485,919.38          |
|                   | 30 | OYO                     | 87,271,933.20           | (2,536,017.62)         | 142,341.31          | 2,828,676.30          | 36,281,233.06           | 123,988,166.25          |
|                   | 31 | OYO WEST                | 87,652,914.18           | (2,536,017.62)         | 142,962.69          | 2,841,024.73          | 37,141,727.98           | 125,242,611.97          |
|                   | 32 | SAKI EAST               | 87,227,277.55           | (2,536,017.62)         | 142,268.47          | 2,827,228.91          | 35,335,105.35           | 122,995,862.66          |
|                   | 33 | IFEDAPO                 | 100,545,981.31          | (2,536,017.62)         | 163,991.40          | 3,258,917.54          | 37,546,903.72           | 138,979,776.35          |
| <b>OYO TOTAL</b>  |    |                         | <b>3,244,531,773.51</b> | <b>(83,688,581.46)</b> | <b>5,291,860.46</b> | <b>105,162,447.78</b> | <b>1,301,781,236.21</b> | <b>4,573,078,736.49</b> |

|                      |    |                   |                         |                        |                     |                      |                         |                         |
|----------------------|----|-------------------|-------------------------|------------------------|---------------------|----------------------|-------------------------|-------------------------|
| PLATEAU              | 1  | BARKIN LADI       | 118,602,706.09          | -                      | 193,442.08          | 3,844,175.91         | 35,061,750.76           | 157,702,074.84          |
|                      | 2  | BASSA             | 119,640,929.31          | -                      | 195,135.43          | 3,877,827.02         | 35,866,823.97           | 159,580,715.74          |
|                      | 3  | BOKKOS            | 119,119,580.98          | -                      | 194,285.11          | 3,860,928.97         | 35,283,090.33           | 158,457,885.39          |
|                      | 4  | JOS EAST          | 90,434,694.48           | -                      | 147,499.80          | 2,931,188.38         | 28,834,448.33           | 122,347,830.98          |
|                      | 5  | JOS NORTH         | 157,344,026.14          | -                      | 256,629.52          | 5,099,867.74         | 52,704,535.78           | 215,405,059.18          |
|                      | 6  | JOS SOUTH         | 136,062,550.43          | -                      | 221,919.24          | 4,410,088.07         | 44,190,983.76           | 184,885,541.50          |
|                      | 7  | KANAM             | 119,441,625.51          | -                      | 194,810.36          | 3,871,367.14         | 34,411,066.59           | 157,918,869.60          |
|                      | 8  | KANKE             | 105,486,222.80          | -                      | 172,048.98          | 3,419,041.69         | 31,322,313.47           | 140,399,626.93          |
|                      | 9  | LANGTANG NORTH    | 108,194,657.87          | -                      | 176,466.46          | 3,506,828.06         | 32,657,087.63           | 144,535,040.02          |
|                      | 10 | LANGTANG SOUTH    | 102,638,312.89          | -                      | 167,404.01          | 3,326,734.63         | 30,272,287.42           | 136,404,738.96          |
|                      | 11 | MANGU             | 141,808,140.67          | -                      | 231,290.35          | 4,596,315.35         | 43,372,506.55           | 190,008,252.92          |
|                      | 12 | MIKANG            | 95,472,661.88           | -                      | 155,716.77          | 3,094,480.04         | 29,654,592.36           | 128,377,451.05          |
|                      | 13 | PANKSHIN          | 127,457,851.04          | -                      | 207,884.90          | 4,131,190.74         | 36,201,993.34           | 167,998,920.02          |
|                      | 14 | QUAN-PAN          | 127,273,504.84          | -                      | 207,584.23          | 4,125,215.67         | 36,566,193.13           | 168,172,497.87          |
|                      | 15 | RIYOM             | 100,581,230.55          | -                      | 164,048.89          | 3,260,060.05         | 32,026,058.02           | 136,031,397.51          |
|                      | 16 | SHENDAM           | 128,158,756.04          | -                      | 209,028.08          | 4,153,908.62         | 37,336,263.16           | 169,857,955.90          |
|                      | 17 | WASE              | 136,169,248.80          | -                      | 222,093.27          | 4,413,546.40         | 34,120,484.60           | 174,925,373.07          |
| <b>PLATEAU TOTAL</b> |    |                   | <b>2,033,886,700.32</b> | <b>-</b>               | <b>3,317,287.47</b> | <b>65,922,764.47</b> | <b>609,882,479.21</b>   | <b>2,713,009,231.47</b> |
| RIVERS               | 1  | AHOADA            | 90,601,104.73           | -                      | 147,771.22          | 2,936,582.11         | 41,035,108.68           | 134,720,566.73          |
|                      | 2  | AHOADA WEST       | 113,199,044.05          | -                      | 184,628.66          | 3,669,031.28         | 46,777,158.65           | 163,829,862.64          |
|                      | 3  | AKUKUTORU         | 104,280,063.93          | -                      | 170,081.72          | 3,379,947.41         | 40,289,138.06           | 148,119,231.13          |
|                      | 4  | ANDONI            | 111,316,878.88          | -                      | 181,558.83          | 3,608,026.14         | 44,109,138.24           | 159,215,602.09          |
|                      | 5  | ASARITORU         | 103,329,913.04          | -                      | 168,532.02          | 3,349,150.92         | 44,740,515.10           | 151,588,111.08          |
|                      | 6  | BONNY             | 103,312,646.79          | -                      | 168,503.85          | 3,348,591.29         | 44,411,179.60           | 151,240,921.52          |
|                      | 7  | DEGEMA            | 111,967,269.03          | -                      | 182,619.62          | 3,629,106.73         | 46,801,327.51           | 162,580,322.89          |
|                      | 8  | ELEME             | 108,475,103.81          | -                      | 176,923.87          | 3,515,917.93         | 42,711,441.68           | 154,879,387.30          |
|                      | 9  | EMOHUA            | 103,466,452.51          | -                      | 168,754.71          | 3,353,576.47         | 43,476,580.71           | 150,465,364.40          |
|                      | 10 | ETCHE             | 121,331,068.17          | -                      | 197,892.06          | 3,932,608.16         | 46,779,172.72           | 172,240,741.11          |
|                      | 11 | GONAKA            | 108,057,484.65          | -                      | 176,242.73          | 3,502,381.97         | 45,346,681.34           | 157,082,790.69          |
|                      | 12 | IKWERRE           | 103,420,282.49          | -                      | 168,679.41          | 3,352,080.00         | 42,631,017.70           | 149,572,059.60          |
|                      | 13 | KHANA             | 122,777,851.18          | -                      | 200,251.78          | 3,979,501.59         | 49,887,997.11           | 176,845,601.67          |
|                      | 14 | OBIO/AKPOR        | 150,354,795.00          | -                      | 245,230.02          | 4,873,331.31         | 61,734,352.21           | 217,207,708.54          |
|                      | 15 | OBUA/ODUAL        | 121,387,933.98          | -                      | 197,984.81          | 3,934,451.30         | 49,108,134.52           | 174,628,504.62          |
|                      | 16 | OGBA/EGBEMA/NDONI | 122,491,068.74          | -                      | 199,784.03          | 3,970,206.34         | 49,179,113.20           | 175,840,172.31          |
|                      | 17 | OGU/BOLO          | 84,156,835.62           | -                      | 137,260.55          | 2,727,709.10         | 34,641,193.87           | 121,662,999.15          |
|                      | 18 | OKRIKA            | 103,555,345.71          | -                      | 168,899.70          | 3,356,457.69         | 44,874,277.27           | 151,954,980.37          |
|                      | 19 | OMUMMA            | 82,077,821.79           | -                      | 133,869.66          | 2,660,323.66         | 36,424,897.75           | 121,296,912.87          |
|                      | 20 | OPOBO/NKORO       | 88,781,068.16           | -                      | 144,802.72          | 2,877,590.70         | 39,976,956.90           | 131,780,418.47          |
|                      | 21 | OYIGBO            | 91,694,684.19           | -                      | 149,554.85          | 2,972,027.43         | 37,975,108.18           | 132,791,374.66          |
|                      | 22 | PORT HARCOURT     | 170,288,934.28          | -                      | 277,742.78          | 5,519,440.83         | 67,035,250.95           | 243,121,368.85          |
|                      | 23 | TAI               | 100,791,666.69          | -                      | 164,392.11          | 3,266,880.75         | 37,635,493.96           | 141,858,433.51          |
| <b>RIVERS TOTAL</b>  |    |                   | <b>2,521,115,317.42</b> | <b>-</b>               | <b>4,111,961.72</b> | <b>81,714,921.11</b> | <b>1,037,581,235.92</b> | <b>3,644,523,436.18</b> |
| SOKOTO               | 1  | BINJI             | 94,433,026.39           | (1,564,740.79)         | 154,021.11          | 3,060,783.16         | 28,568,815.53           | 124,651,905.40          |
|                      | 2  | BODINGA           | 107,496,426.36          | (1,564,740.79)         | 175,327.64          | 3,484,196.83         | 33,456,690.59           | 143,047,900.63          |
|                      | 3  | DANGE SHUNI       | 115,845,268.48          | (1,564,740.79)         | 188,944.67          | 3,754,801.26         | 34,785,978.15           | 153,010,251.78          |
|                      | 4  | GADA              | 125,780,426.85          | (1,564,740.79)         | 205,149.01          | 4,076,821.71         | 38,516,942.45           | 167,014,599.22          |
|                      | 5  | GORONYO           | 118,322,265.78          | (1,564,740.79)         | 192,984.68          | 3,835,086.22         | 33,935,206.33           | 154,720,802.23          |
|                      | 6  | GUDU              | 107,213,365.79          | (1,564,740.79)         | 174,865.96          | 3,475,022.21         | 27,910,213.97           | 137,208,727.14          |
|                      | 7  | GWADABAWA         | 122,452,962.37          | (1,564,740.79)         | 199,721.88          | 3,968,971.23         | 37,342,599.54           | 162,399,514.24          |
|                      | 8  | ILLELA            | 104,490,425.65          | (1,564,740.79)         | 170,424.82          | 3,386,765.70         | 31,726,186.00           | 138,209,061.38          |
|                      | 9  | ISA               | 118,275,378.84          | (1,564,740.79)         | 192,908.21          | 3,833,566.51         | 31,421,574.96           | 152,158,687.73          |
|                      | 10 | KEBBE             | 106,786,200.65          | (1,564,740.79)         | 174,169.25          | 3,461,176.85         | 29,932,203.41           | 138,789,009.36          |
|                      | 11 | KWARE             | 99,023,603.96           | (1,564,740.79)         | 161,508.39          | 3,209,573.93         | 30,573,997.88           | 131,403,943.36          |
|                      | 12 | RABAH             | 117,899,648.64          | (1,564,740.79)         | 192,295.39          | 3,821,388.26         | 31,634,233.19           | 151,982,824.69          |
|                      | 13 | SABON BIRNI       | 123,700,522.81          | (1,564,740.79)         | 201,756.66          | 4,009,407.42         | 35,692,518.92           | 162,039,465.03          |
|                      | 14 | SHAGARI           | 111,460,724.29          | (1,564,740.79)         | 181,793.44          | 3,612,688.49         | 32,137,612.30           | 145,828,077.74          |
|                      | 15 | SILAME            | 99,806,250.59           | (1,564,740.79)         | 162,784.89          | 3,234,941.23         | 28,523,741.98           | 130,162,977.90          |
|                      | 16 | SOKOTO NORTH      | 110,908,487.62          | (1,564,740.79)         | 180,892.74          | 3,594,789.28         | 37,445,942.27           | 150,565,371.12          |
|                      | 17 | SOKOTO SOUTH      | 110,012,513.57          | (1,564,740.79)         | 179,431.40          | 3,565,748.78         | 34,811,536.03           | 147,004,488.99          |
|                      | 18 | TAMBUWAL          | 123,182,827.94          | (1,564,740.79)         | 200,912.30          | 3,992,627.79         | 36,896,239.50           | 162,707,866.74          |
|                      | 19 | TANGAZA           | 113,569,603.08          | (1,564,740.79)         | 185,233.04          | 3,681,041.92         | 29,181,787.94           | 145,052,925.19          |
|                      | 20 | TURETA            | 103,349,995.89          | (1,564,740.79)         | 168,564.77          | 3,349,801.85         | 26,022,959.00           | 131,326,580.72          |
|                      | 21 | WAMAKKO           | 106,537,944.39          | (1,564,740.79)         | 173,764.34          | 3,453,130.31         | 33,749,286.65           | 142,349,384.91          |
|                      | 22 | WURNO             | 102,506,056.90          | (1,564,740.79)         | 167,188.30          | 3,322,447.92         | 32,546,955.08           | 136,977,907.42          |
|                      | 23 | YABO              | 96,099,405.78           | (1,564,740.79)         | 156,738.99          | 3,114,794.20         | 29,262,211.92           | 127,068,410.10          |
| <b>SOKOTO TOTAL</b>  |    |                   | <b>2,539,153,332.62</b> | <b>(35,989,038.17)</b> | <b>4,141,381.89</b> | <b>82,299,573.06</b> | <b>746,075,433.62</b>   | <b>3,335,680,683.02</b> |

|               |    |                 |                   |                    |                |                  |                   |                    |
|---------------|----|-----------------|-------------------|--------------------|----------------|------------------|-------------------|--------------------|
| TARABA        | 1  | ARDO KOLA       | 95,385,625.82     | -                  | 155,574.81     | 3,091,659.01     | 27,089,784.54     | 125,722,644.19     |
|               | 2  | BALI            | 163,226,772.01    | -                  | 266,224.33     | 5,290,540.54     | 35,563,749.62     | 204,347,286.50     |
|               | 3  | DONGA           | 112,106,767.40    | -                  | 182,847.14     | 3,633,628.18     | 30,367,165.92     | 146,290,408.64     |
|               | 4  | GASHAKA         | 133,856,150.70    | -                  | 218,320.58     | 4,338,573.77     | 27,149,512.19     | 165,562,557.26     |
|               | 5  | GASSOL          | 144,610,885.63    | -                  | 235,861.65     | 4,687,158.51     | 38,051,059.15     | 187,584,964.94     |
|               | 6  | IBI             | 100,179,259.15    | -                  | 163,393.27     | 3,247,031.26     | 26,890,669.21     | 130,480,352.89     |
|               | 7  | JALINGO         | 96,355,226.99     | -                  | 157,156.24     | 3,123,085.93     | 30,765,396.58     | 130,400,865.74     |
|               | 8  | KARIM LAMIDU    | 149,556,489.72    | -                  | 243,927.98     | 4,847,456.47     | 34,654,569.72     | 189,302,443.88     |
|               | 9  | KURMI           | 106,460,183.25    | -                  | 173,637.51     | 3,450,609.90     | 27,409,952.55     | 137,494,383.21     |
|               | 10 | LAU             | 98,294,443.96     | -                  | 160,319.12     | 3,185,940.24     | 27,761,303.94     | 129,402,007.26     |
|               | 11 | SARDAUNA        | 146,686,570.37    | -                  | 239,247.11     | 4,754,436.04     | 36,640,375.31     | 188,320,628.83     |
|               | 12 | TAKUM           | 116,107,162.79    | -                  | 189,371.83     | 3,763,289.84     | 30,453,145.97     | 150,512,970.41     |
|               | 13 | USSA            | 99,792,557.37     | -                  | 162,762.56     | 3,234,497.41     | 28,850,291.87     | 132,040,109.20     |
|               | 14 | WUKARI          | 142,938,665.62    | -                  | 233,134.25     | 4,632,958.16     | 37,828,608.37     | 185,633,366.40     |
|               | 15 | YORRO           | 94,755,941.78     | -                  | 154,547.79     | 3,071,249.56     | 27,262,647.48     | 125,244,386.62     |
|               | 16 | ZING            | 102,791,215.15    | -                  | 167,653.40     | 3,331,690.53     | 29,898,512.19     | 136,189,071.27     |
| TARABA TOTAL  |    |                 | 1,903,103,917.69  | -                  | 3,103,979.58   | 61,683,805.35    | 496,636,744.62    | 2,464,528,447.24   |
| YOBE          | 1  | BADE            | 106,228,608.28    | -                  | 173,259.81     | 3,443,104.04     | 31,347,771.79     | 141,192,743.93     |
|               | 2  | BURSARI         | 117,552,472.04    | -                  | 191,729.14     | 3,810,135.50     | 29,218,550.38     | 150,772,887.06     |
|               | 3  | DAMATURU        | 98,425,497.94     | -                  | 160,532.87     | 3,190,187.99     | 27,752,444.83     | 129,528,663.62     |
|               | 4  | FIKA            | 110,200,673.57    | -                  | 179,738.29     | 3,571,847.46     | 31,147,267.45     | 145,099,526.77     |
|               | 5  | FUNE            | 154,564,875.09    | -                  | 252,096.70     | 5,009,789.31     | 42,527,816.30     | 202,354,577.40     |
|               | 6  | GEIDAM          | 128,094,360.80    | -                  | 208,923.05     | 4,151,821.42     | 32,564,062.96     | 165,019,168.23     |
|               | 7  | GUJBA           | 117,932,657.87    | -                  | 192,349.22     | 3,822,458.17     | 30,674,516.12     | 152,621,981.38     |
|               | 8  | GULAMI          | 102,459,290.12    | -                  | 167,112.02     | 3,320,932.11     | 28,828,653.81     | 134,775,988.06     |
|               | 9  | JAKUSKO         | 135,127,409.29    | -                  | 220,394.02     | 4,379,778.07     | 37,549,794.15     | 177,277,375.53     |
|               | 10 | KARASUWA        | 95,299,225.82     | -                  | 155,433.89     | 3,088,858.60     | 29,070,481.36     | 127,613,999.66     |
|               | 11 | MACHINA         | 91,281,506.41     | -                  | 148,880.96     | 2,958,635.43     | 25,918,389.15     | 120,307,411.94     |
|               | 12 | NANGERE         | 97,867,734.24     | -                  | 159,623.15     | 3,172,109.63     | 27,739,179.73     | 128,938,646.76     |
|               | 13 | NGURU           | 106,442,736.12    | -                  | 173,609.06     | 3,450,044.40     | 32,101,312.54     | 142,167,702.12     |
|               | 14 | POTISKUM        | 117,128,122.31    | -                  | 191,037.02     | 3,796,381.39     | 35,938,050.35     | 157,053,591.07     |
|               | 15 | TARMUA          | 108,635,161.98    | -                  | 177,184.92     | 3,521,105.77     | 27,001,682.11     | 139,335,134.78     |
|               | 16 | YUNUSARI        | 113,216,458.11    | -                  | 184,657.06     | 3,669,595.71     | 30,378,169.73     | 147,448,880.60     |
|               | 17 | YUSUFARI        | 112,947,416.20    | -                  | 184,218.25     | 3,660,875.46     | 29,354,812.77     | 146,147,322.68     |
| YOBE TOTAL    |    |                 | 1,913,404,206.19  | -                  | 3,120,779.44   | 62,017,660.47    | 529,112,955.51    | 2,507,655,601.61   |
| ZAMFARA       | 1  | ANKA            | 106,314,062.12    | -                  | 173,399.19     | 3,445,873.79     | 31,209,881.58     | 141,143,216.68     |
|               | 2  | BAKURA          | 102,938,583.58    | -                  | 167,893.75     | 3,336,467.07     | 34,309,121.76     | 140,752,066.17     |
|               | 3  | BUKKUYUM        | 121,484,389.71    | -                  | 198,142.13     | 3,937,577.65     | 36,026,500.17     | 161,646,609.65     |
|               | 4  | BUNGUDU         | 134,083,324.99    | -                  | 218,691.11     | 4,345,936.99     | 39,240,959.16     | 177,888,912.25     |
|               | 5  | GUMMI           | 116,705,244.91    | -                  | 190,347.30     | 3,782,675.00     | 35,533,816.47     | 156,212,083.68     |
|               | 6  | GUSAU           | 162,051,956.79    | -                  | 264,308.20     | 5,252,462.18     | 47,939,319.65     | 215,508,046.82     |
|               | 7  | KAURA NAMODA    | 123,071,430.70    | -                  | 200,730.61     | 3,989,017.15     | 40,869,579.49     | 168,130,757.96     |
|               | 8  | KIYAWA          | 111,659,297.55    | -                  | 182,117.32     | 3,619,124.69     | 33,733,652.76     | 149,194,192.32     |
|               | 9  | MARADUN         | 120,706,858.26    | -                  | 196,873.97     | 3,912,376.13     | 35,972,259.12     | 160,788,367.49     |
|               | 10 | MARU            | 159,323,208.87    | -                  | 259,857.58     | 5,164,017.43     | 41,601,104.35     | 206,348,188.24     |
|               | 11 | SHINKAFI        | 99,478,219.93     | -                  | 162,249.87     | 3,224,309.03     | 30,749,353.59     | 133,614,132.42     |
|               | 12 | TALATA MAFARA   | 114,898,988.26    | -                  | 187,401.28     | 3,724,130.23     | 36,272,703.11     | 155,083,222.88     |
|               | 13 | TSAFE           | 121,731,700.86    | -                  | 198,545.50     | 3,945,593.55     | 39,802,885.26     | 165,678,725.17     |
|               | 14 | ZURMI           | 134,441,341.27    | -                  | 219,275.03     | 4,357,541.09     | 41,735,630.48     | 180,753,787.87     |
| ZAMFARA TOTAL |    |                 | 1,728,888,607.80  | -                  | 2,819,832.85   | 56,037,102.00    | 524,996,766.96    | 2,312,742,309.61   |
| FCT-ABUJA     | 1  | ABAJI           | 88,808,019.21     | -                  | 144,846.68     | 2,878,464.24     | 195,802,521.41    | 287,633,851.53     |
|               | 2  | ABUJA MUNICIPAL | 226,705,852.93    | -                  | 369,759.28     | 7,348,037.89     | 245,815,611.34    | 480,239,261.45     |
|               | 3  | BWARI           | 127,697,207.35    | -                  | 208,275.29     | 4,138,948.80     | 207,523,865.14    | 339,568,296.59     |
|               | 4  | GWAGWALADA      | 109,438,199.66    | -                  | 178,494.69     | 3,547,134.00     | 202,700,787.64    | 315,864,615.97     |
|               | 5  | KUJE            | 103,984,898.27    | -                  | 169,600.30     | 3,370,380.44     | 198,505,753.35    | 306,030,632.37     |
|               | 6  | KWALI           | 106,962,812.74    | -                  | 174,457.31     | 3,466,901.23     | 197,704,986.09    | 308,309,157.36     |
|               |    |                 | 763,596,990.15    | -                  | 1,245,433.55   | 24,749,866.61    | 1,248,053,524.97  | 2,037,645,815.28   |
|               |    |                 | 84,040,107,819.92 | (1,047,969,690.11) | 137,070,170.55 | 2,723,925,689.99 | 32,404,229,762.74 | 118,257,363,753.08 |

**Summary of Distribution of Revenue Allocation to Local Government Councils by Federation Account Allocation  
Committee for the month of February, 2020 Shared in March, 2020**

| 1   | 2                 | 3           | 4                          | 5                         | 6                        | 7   | 8                        | 10(4+5+6+7+8)             |     |
|-----|-------------------|-------------|----------------------------|---------------------------|--------------------------|---|--------------------------|---------------------------|-----|
| S/n | Beneficiaries     | No. of LGCs | Gross Statutory Allocation | Deduction                 | Exchange Gain Allocation | Distribution of '=N= 15.198 from FOREX Equalisation Account | Value Added Tax          | Total Net Amount          | S/n |
|     |                   |             | ₦                          | ₦                         | ₦                        | ₦   | ₦                        | ₦                         |     |
| 1   | ABIA              | 17          | 1,744,350,690.89           | -                         | 2,845,051.64             | 56,538,262.30   | 559,750,960.68           | 2,363,484,965.50          | 1   |
| 2   | ADAMAWA           | 21          | 2,200,248,041.44           | -                         | 3,588,624.31             | 71,314,903.32   | 676,044,997.40           | 2,951,196,566.48          | 2   |
| 3   | AKWA IBOM         | 31          | 2,930,601,098.57           | -                         | 4,779,836.71             | 94,987,260.57   | 944,720,483.13           | 3,975,088,678.98          | 3   |
| 4   | ANAMBRA           | 21          | 2,212,138,415.13           | -                         | 3,608,017.62             | 71,700,296.62   | 746,969,487.73           | 3,034,416,217.10          | 4   |
| 5   | BAUCHI            | 20          | 2,511,214,855.78           | -                         | 4,095,813.98             | 81,394,025.26   | 756,737,862.47           | 3,353,442,557.49          | 5   |
| 6   | BAYELSA           | 8           | 1,022,156,365.13           | -                         | 1,667,146.21             | 33,130,347.57   | 317,048,473.04           | 1,374,002,331.96          | 6   |
| 7   | BENUE             | 23          | 2,732,590,420.63           | (139,538,498.52)          | 4,456,879.52             | 88,569,296.73   | 777,463,321.75           | 3,463,541,420.11          | 7   |
| 8   | BORNO             | 27          | 2,966,774,304.77           | -                         | 4,838,835.53             | 96,159,714.15   | 871,155,734.23           | 3,938,928,588.68          | 8   |
| 9   | CROSS RIVER       | 18          | 1,912,585,953.04           | (38,551,266.10)           | 3,119,444.86             | 61,991,139.08   | 586,451,013.17           | 2,525,596,284.05          | 9   |
| 10  | DELTA             | 25          | 2,450,704,591.98           | -                         | 3,997,121.20             | 79,432,753.83   | 823,781,428.06           | 3,357,915,895.08          | 10  |
| 11  | EBONYI            | 13          | 1,414,807,826.93           | (44,909,708.78)           | 2,307,564.27             | 45,857,049.52   | 445,361,304.41           | 1,863,424,036.36          | 11  |
| 12  | EDO               | 18          | 1,875,120,717.69           | -                         | 3,058,338.73             | 60,776,807.97   | 626,308,088.36           | 2,565,263,952.75          | 12  |
| 13  | EKITI             | 16          | 1,488,913,849.88           | -                         | 2,428,431.86             | 48,258,989.56   | 505,952,881.89           | 2,045,554,153.19          | 13  |
| 14  | ENUGU             | 17          | 1,905,150,526.60           | -                         | 3,107,317.62             | 61,750,140.47   | 602,708,795.06           | 2,572,716,779.75          | 14  |
| 15  | GOMBE             | 11          | 1,305,410,471.44           | (53,983,557.43)           | 2,129,136.20             | 42,311,239.38   | 399,047,951.92           | 1,694,915,241.51          | 15  |
| 16  | IMO               | 27          | 2,553,325,502.84           | -                         | 4,164,496.82             | 82,758,924.43   | 851,425,784.13           | 3,491,674,708.23          | 16  |
| 17  | JIGAWA            | 27          | 2,682,508,844.46           | -                         | 4,375,196.01             | 86,946,042.13   | 882,193,252.88           | 3,656,023,335.49          | 17  |
| 18  | KADUNA            | 23          | 3,016,735,202.46           | -                         | 4,920,322.21             | 97,779,057.30   | 938,461,911.28           | 4,057,896,493.24          | 18  |
| 19  | KANO              | 44          | 4,802,900,993.80           | -                         | 7,833,574.65             | 155,672,639.44  | 1,656,960,906.55         | 6,623,368,114.44          | 19  |
| 20  | KATSINA           | 34          | 3,656,530,278.83           | -                         | 5,963,833.72             | 118,516,230.18  | 1,124,087,990.44         | 4,905,098,333.17          | 20  |
| 21  | KEBBI             | 21          | 2,307,663,094.74           | -                         | 3,763,819.23             | 74,796,462.67   | 673,265,869.91           | 3,059,489,246.56          | 21  |
| 22  | KOGI              | 21          | 2,385,138,841.31           | (367,088,189.79)          | 3,890,182.87             | 77,307,622.90   | 674,663,354.27           | 2,773,911,811.57          | 22  |
| 23  | KWARA             | 16          | 1,687,735,561.41           | -                         | 2,752,711.86             | 54,703,240.78   | 509,418,399.67           | 2,254,609,913.72          | 23  |
| 24  | LAGOS             | 20          | 2,875,051,095.40           | -                         | 4,689,234.16             | 93,186,762.15   | 5,476,257,798.05         | 8,449,184,889.76          | 24  |
| 25  | NASSARAWA         | 13          | 1,505,751,009.38           | (39,238,127.24)           | 2,455,893.42             | 48,804,719.12   | 403,182,394.52           | 1,920,955,889.20          | 25  |
| 26  | NIGER             | 25          | 2,787,028,969.04           | -                         | 4,545,669.28             | 90,333,770.44   | 811,443,116.33           | 3,693,351,525.09          | 26  |
| 27  | OGUN              | 20          | 1,988,256,389.63           | (115,776,950.40)          | 3,242,864.03             | 64,443,785.22   | 742,826,151.05           | 2,682,992,239.53          | 27  |
| 28  | ONDO              | 18          | 1,898,910,618.14           | (47,177,126.82)           | 3,097,140.27             | 61,547,891.24   | 646,763,326.42           | 2,563,141,849.25          | 28  |
| 29  | OSUN              | 30          | 2,572,122,442.84           | (82,028,645.40)           | 4,195,154.80             | 83,368,174.81   | 879,656,346.92           | 3,457,313,473.97          | 29  |
| 30  | OYO               | 33          | 3,244,531,773.51           | (83,688,581.46)           | 5,291,860.46             | 105,162,447.78  | 1,301,781,236.21         | 4,573,078,736.49          | 30  |
| 31  | PLATEAU           | 17          | 2,033,886,700.32           | -                         | 3,317,287.47             | 65,922,764.47   | 609,882,479.21           | 2,713,009,231.47          | 31  |
| 32  | RIVERS            | 23          | 2,521,115,317.42           | -                         | 4,111,961.72             | 81,714,921.11   | 1,037,581,235.92         | 3,644,523,436.18          | 32  |
| 33  | SOKOTO            | 23          | 2,539,153,332.62           | (35,989,038.17)           | 4,141,381.89             | 82,299,573.06   | 746,075,433.62           | 3,335,680,683.02          | 33  |
| 34  | TARABA            | 16          | 1,903,103,917.69           | -                         | 3,103,979.58             | 61,683,805.35   | 496,636,744.62           | 2,464,528,447.24          | 34  |
| 35  | YOBE              | 17          | 1,913,404,206.19           | -                         | 3,120,779.44             | 62,017,660.47   | 529,112,955.51           | 2,507,655,601.61          | 35  |
| 36  | ZAMFARA           | 14          | 1,728,888,607.80           | -                         | 2,819,832.85             | 56,037,102.00   | 524,996,766.96           | 2,312,742,309.61          | 36  |
| 37  | FCT, ABUJA        | 6           | 763,596,990.15             | -                         | 1,245,433.55             | 24,749,866.61   | 1,248,053,524.97         | 2,037,645,815.28          | 37  |
|     | <b>Total LGCs</b> |             | <b>84,040,107,819.92</b>   | <b>(1,047,969,690.11)</b> | <b>137,070,170.55</b>    | <b>2,723,925,689.99</b>                                     | <b>32,404,229,762.74</b> | <b>118,257,363,753.08</b> |     |

# METHODOLOGY

The Nigerian government financial system operates a structure where funds flow to the three systems of government from what is termed the FEDERATION ACCOUNT. The Federation Account serves as the central pocket through which our Governments – Federal, State, and Local Government – fund developmental projects as well as maintain their respective workforce.

The Flow of Revenue into the Federation Account included oil revenues and related taxes, revenues generated from the Nigerian Customs Service trade facilitation activities, company income tax (CIT), any sale of national assets, surplus and dividends from State Owned Enterprises (SOE)

Fundamentally, there are two components of the revenue allocation formula used for the disbursement of the Federation Account to the three tiers of government.

These are

1. Vertical Allocation Formula (VAF)
2. Horizontal Allocation Formula (HAF)

**The Vertical Allocation Formula:** This formula shows the percentage allocated to the three tiers of government i.e. federal, states and local governments. This formula is applied vertically to the total volume of disburseable revenue in the Federation Account at a particular point in time. The VAF allows every tier of government to know what is due to it; the Federal Government on one hand and the 36 States and the FCT and 774 Local Governments on the other.

**The Horizontal Allocation Formula:** The formula is applicable to States and Local Governments only. It provides the basis for sharing of the volume of revenue already allocated to the and 36 States and 774 Local Governments. Through the application of the principles of horizontal allocation formula, the allocation due to each State or Local Government is determined.

Thus, it can conveniently be concluded that the vertical allocation formula is for inter-tier sharing between the three tiers of government while the horizontal allocation formula is for intra tier sharing amongst the 36 States and the 774 Local Governments in Nigeria

**The current vertical allocation formula on the net federation account revenue distributable (i.e. after statutory deductions such as 13% derivation and other charges and costs and excluding VAT) is as follows:**

Federal Government – 52.68% (This is further divided into general ecological problems (1%), Federal Capital Territory (1%), Development of natural resources (1.68%), statutory stabilization (0.5%) and the balance of 48.5% for the Federal Government).

State Government – 26.72%

Local Government – 20.60%

In addition to the federation account distributable revenue above, there is also a separate sharing ratio for Value Added Tax in which Federal gets 15%, States share 50% and Local Governments share the balance of 35%.

On the other hand, the horizontal allocation formula which is more for the States and Local governments and accordingly which captures factors/principles and percentage is as follows:

**Equality – 40%.** Here 40% of disburseable revenue from the share of the States 26.72% from the Federation account is divided equally across all 36 States. The remaining 60% of the 26.72% of the State's share of the Federation account is disbursed as follows:

**Population – 30%.** Here 30% of State's share of 26.72% is shared dependent on each State's share of total population as determined by the National Population Commission.

**Landmass/Terrain – 10%.** Land mass of a State or local government shall be the proportional areal size (PAS) of the State or the local government to the total areal size of Nigeria, and shall be obtained as follows-

$$\text{for each State - (PAS) = } \frac{\text{Areal size of State} \times 100}{\text{Total areal size of Nigeria}}$$

The allocation due to terrain is made on the basis of the proportional areal size of the three identified major terrain types present in the State or Local Government area respectively, which are-

- (i) wetlands / waterbodies;
- (ii) plains; and
- (iii) highlands;

**Internally Generated Revenue (IGR) – 10%.** Each State is mandated to contribute 10% of its IGR into a joint State and Local Government account to be shared equally

**Social Development Factor – 10%.** This comprises of Education (4%), Health (3.0%) and Water (3.0%).

Education as a parameter for allocation to Social Development Factor (SDF) relates to primary school enrolment which attracts 60 per cent of the allocation to education while the remaining 40 per cent is made using secondary school enrolment. Allocation on the basis of primary school enrolment is made solely on direct proportion to school enrollment. 50 per cent of the allocation on the basis of secondary school enrolment is made in direct proportion to school enrollment while the remaining 50 per cent is made in inverse proportion to school enrollment. School enrolment refers to public funded schools only.

Health as a parameter for allocation to social development factor relates to the number of State/Local Government hospital beds there are and 50 per cent of the allocation to health is made in direct proportion to the number of the State hospital beds, while the remaining 50 per cent is made in inverse proportion to the number of State hospital beds.

Water as a parameter for allocation to social development factor shall be represented by mean annual rainfall in the State headquarters and territorial spread of State: 50 per cent of the allocation to water shall be made in direct proportion to the State's territorial spread, while the remaining 50 per cent shall be made in inverse proportion to the mean annual rainfall in each State headquarters, using the most current live year figures, the same year for all the States.

# METHODOLOGY

## APPROVED STATES REVENUE SHARING TEMPLATE

| STATE                | EQUALITY<br>40% | POPULATION<br>30%  | INDICES<br>POPULATION | LANDMASS<br>(50% OF<br>10%) | INDICES<br>LANDMASS | TERRAIN<br>(50% OF<br>10%) | REVENUE<br>EFFORT<br>(10%) | INDICES<br>REVENUE | PRIMARY<br>ENROLMENT<br>(24% OF 10%) |
|----------------------|-----------------|--------------------|-----------------------|-----------------------------|---------------------|----------------------------|----------------------------|--------------------|--------------------------------------|
| ABIA                 | 0.002969        | 2,833,999          | 0.001639              | 4,902.30                    | 0.000070            | 0.000371                   | 201.58                     | 0.000875           | 697,051                              |
| ADAMAWA              | 0.002969        | 3,168,101          | 0.001833              | 38,823.29                   | 0.000558            | 0.000371                   | 137.22                     | 0.000596           | 706,665                              |
| AKWA IBOM            | 0.002969        | 3,920,208          | 0.002268              | 6,772.13                    | 0.000097            | 0.000371                   | 143.50                     | 0.000623           | 1,703,182                            |
| ANAMBRA              | 0.002969        | 4,182,032          | 0.002419              | 4,816.24                    | 0.000069            | 0.000371                   | 120.29                     | 0.000522           | 872,088                              |
| BAUCHI               | 0.002969        | 4,646,465          | 0.002688              | 49,933.88                   | 0.000717            | 0.000371                   | 154.86                     | 0.000673           | 1,521,363                            |
| BAYELSA              | 0.002969        | 1,703,358          | 0.000985              | 9,415.75                    | 0.000135            | 0.000371                   | 244.92                     | 0.001064           | 750,852                              |
| BENUE                | 0.002969        | 4,219,244          | 0.002441              | 31,276.73                   | 0.000449            | 0.000371                   | 201.23                     | 0.000874           | 1,352,752                            |
| BORNO                | 0.002969        | 4,151,193          | 0.002401              | 75,540.90                   | 0.001085            | 0.000371                   | 205.80                     | 0.000894           | 1,158,720                            |
| CROSS RIVER          | 0.002969        | 2,888,966          | 0.001671              | 21,636.60                   | 0.000311            | 0.000371                   | 247.73                     | 0.001076           | 832,139                              |
| DELTA                | 0.002969        | 4,098,391          | 0.002371              | 17,239.27                   | 0.000248            | 0.000371                   | 116.37                     | 0.000505           | 664,186                              |
| EBONYI               | 0.002969        | 2,173,501          | 0.001257              | 6,421.26                    | 0.000092            | 0.000371                   | 215.78                     | 0.000937           | 920,015                              |
| EDO                  | 0.002969        | 3,218,332          | 0.001862              | 19,819.27                   | 0.000285            | 0.000371                   | 102.17                     | 0.000444           | 557,264                              |
| EKITI                | 0.002969        | 2,384,212          | 0.001379              | 5,887.91                    | 0.000085            | 0.000371                   | 221.93                     | 0.000964           | 526,884                              |
| ENUGU                | 0.002969        | 3,257,298          | 0.001884              | 7,660.19                    | 0.000110            | 0.000371                   | 247.76                     | 0.001076           | 976,004                              |
| GOMBE                | 0.002969        | 2,353,879          | 0.001362              | 17,982.06                   | 0.000258            | 0.000371                   | 236.22                     | 0.001026           | 604,276                              |
| IMO                  | 0.002969        | 3,934,899          | 0.002276              | 5,182.84                    | 0.000074            | 0.000371                   | 199.58                     | 0.000867           | 1,109,835                            |
| JIGAWA               | 0.002969        | 4,348,649          | 0.002516              | 24,515.62                   | 0.000352            | 0.000371                   | 219.71                     | 0.000954           | 922,798                              |
| KADUNA               | 0.002969        | 6,066,562          | 0.003509              | 45,711.19                   | 0.000656            | 0.000371                   | 170.42                     | 0.000740           | 1,552,931                            |
| KANO                 | 0.002969        | 9,383,682          | 0.005428              | 21,276.89                   | 0.000306            | 0.000371                   | 208.81                     | 0.000907           | 1,806,269                            |
| KATSINA              | 0.002969        | 5,792,578          | 0.003351              | 24,971.24                   | 0.000359            | 0.000371                   | 156.20                     | 0.000678           | 1,804,579                            |
| KEBBI                | 0.002969        | 3,238,628          | 0.001874              | 37,727.96                   | 0.000542            | 0.000371                   | 202.51                     | 0.000879           | 891,583                              |
| KOGI                 | 0.002969        | 3,278,487          | 0.001897              | 29,581.90                   | 0.000425            | 0.000371                   | 309.70                     | 0.001345           | 1,331,025                            |
| KWARA                | 0.002969        | 2,371,089          | 0.001372              | 34,467.57                   | 0.000495            | 0.000371                   | 106.85                     | 0.000464           | 457,566                              |
| LAGOS                | 0.002969        | 9,013,534          | 0.005214              | 3,496.48                    | 0.000050            | 0.000371                   | 13.64                      | 0.000059           | 573,255                              |
| NASSARAWA            | 0.002969        | 1,863,275          | 0.001078              | 27,271.49                   | 0.000392            | 0.000371                   | 247.99                     | 0.001077           | 941,695                              |
| NIGER                | 0.002969        | 3,950,249          | 0.002285              | 74,108.59                   | 0.001064            | 0.000371                   | 201.82                     | 0.000876           | 774,627                              |
| OGUN                 | 0.002969        | 3,728,098          | 0.002157              | 16,980.54                   | 0.000244            | 0.000371                   | 50.73                      | 0.000220           | 439,332                              |
| ONDO                 | 0.002969        | 3,441,024          | 0.001991              | 15,820                      | 0.000227            | 0.000371                   | 109.49                     | 0.000476           | 733,930                              |
| OSUN                 | 0.002969        | 3,423,535          | 0.001980              | 9,026                       | 0.000130            | 0.000371                   | 67.13                      | 0.000292           | 898,878                              |
| OYO                  | 0.002969        | 5,591,589          | 0.003235              | 28,245.29                   | 0.000406            | 0.000371                   | 48.54                      | 0.000211           | 1,113,306                            |
| PLATEAU              | 0.002969        | 3,178,712          | 0.001839              | 27,216.97                   | 0.000391            | 0.000371                   | 228.25                     | 0.000991           | 1,055,255                            |
| RIVERS               | 0.002969        | 5,185,400          | 0.003000              | 10,432.31                   | 0.000150            | 0.000371                   | 108.24                     | 0.000470           | 500,299                              |
| SOKOTO               | 0.002969        | 3,696,999          | 0.002139              | 33,776.9                    | 0.000485            | 0.000371                   | 225.89                     | 0.000981           | 938,710                              |
| TARABA               | 0.002969        | 2,300,736          | 0.001331              | 60,291.82                   | 0.000866            | 0.000371                   | 117.78                     | 0.000512           | 1,049,741                            |
| YOBE                 | 0.002969        | 2,321,591          | 0.001343              | 46,909.76                   | 0.000674            | 0.000371                   | 194.69                     | 0.000846           | 813,283                              |
| ZAMFARA              | 0.002969        | 3,259,846          | 0.001886              | 35,170.61                   | 0.000505            | 0.000371                   | 167.13                     | 0.000726           | 412,017                              |
| <b>GRAND TOTAL</b>   |                 | <b>138,568,341</b> |                       | <b>930,309.75</b>           |                     |                            | <b>6,152.46</b>            |                    | <b>33,964,355</b>                    |
| <b>INDICES TOTAL</b> | <b>0.10688</b>  |                    | <b>0.08016</b>        |                             | <b>0.013360</b>     | <b>0.013360</b>            |                            | <b>0.02672</b>     |                                      |



# METHODOLOGY

| STATE         | INDICES PRIMARY ENROLMENT | DIRECT SEC (8% OF 10%) | INDICES ENR | INVERSE SE (8% OF 10%) | HOSPITAL B (30% OF 10%) | INDICES HOS | WATER SUPPLY SPREAD | INDICES WAT (8% OF 10%) | RAINFALL P (15% OF 10%) | TOTAL INDICES |
|---------------|---------------------------|------------------------|-------------|------------------------|-------------------------|-------------|---------------------|-------------------------|-------------------------|---------------|
| ABIA          | 0.000132                  | 823,412                | 0.000066    | 0.000066               | 14,521                  | 0.000277    | 0.02112             | 0.000021                | 0.0001                  | 0.006598      |
| ADAMAWA       | 0.000133                  | 708,162                | 0.000057    | 0.000057               | 8,792                   | 0.000168    | 0.16726             | 0.000167                | 0.0001                  | 0.007019      |
| AKWA IBOM     | 0.000322                  | 645,705                | 0.000052    | 0.000052               | 10,002                  | 0.000191    | 0.02918             | 0.000029                | 0.0001                  | 0.007084      |
| ANAMBRA       | 0.000165                  | 789,246                | 0.000063    | 0.000063               | 12,174                  | 0.000232    | 0.02075             | 0.000021                | 0.0001                  | 0.007006      |
| BAUCHI        | 0.000287                  | 1,063,806              | 0.000085    | 0.000085               | 11,903                  | 0.000227    | 0.21513             | 0.000215                | 0.0001                  | 0.008429      |
| BAYELSA       | 0.000142                  | 546,734                | 0.000044    | 0.000044               | 17,265                  | 0.000329    | 0.04057             | 0.000041                | 0.0001                  | 0.006235      |
| BENUE         | 0.000255                  | 809,611                | 0.000065    | 0.000065               | 8,775                   | 0.000167    | 0.13475             | 0.000135                | 0.0001                  | 0.007902      |
| BORNO         | 0.000219                  | 858,070                | 0.000069    | 0.000069               | 12,673                  | 0.000242    | 0.32545             | 0.000325                | 0.0001                  | 0.008755      |
| CROSS RIVER   | 0.000157                  | 663,792                | 0.000053    | 0.000053               | 11,531                  | 0.000220    | 0.09322             | 0.000093                | 0.0001                  | 0.007086      |
| DELTA         | 0.000125                  | 768,357                | 0.000061    | 0.000061               | 13,461                  | 0.000257    | 0.07427             | 0.000074                | 0.0001                  | 0.007155      |
| EBONYI        | 0.000174                  | 534,643                | 0.000043    | 0.000043               | 14,628                  | 0.000279    | 0.02766             | 0.000028                | 0.0001                  | 0.006304      |
| EDO           | 0.000105                  | 768,418                | 0.000061    | 0.000061               | 12,249                  | 0.000234    | 0.08539             | 0.000085                | 0.0001                  | 0.006589      |
| EKITI         | 0.000099                  | 521,992                | 0.000042    | 0.000042               | 11,170                  | 0.000213    | 0.02537             | 0.000025                | 0.0001                  | 0.006300      |
| ENUGU         | 0.000184                  | 710,866                | 0.000057    | 0.000057               | 12,246                  | 0.000234    | 0.03300             | 0.000033                | 0.0001                  | 0.007086      |
| GOMBE         | 0.000114                  | 819,519                | 0.000066    | 0.000066               | 11,388                  | 0.000217    | 0.07747             | 0.000077                | 0.0001                  | 0.006637      |
| IMO           | 0.000210                  | 939,548                | 0.000075    | 0.000075               | 14,424                  | 0.000275    | 0.02233             | 0.000022                | 0.0001                  | 0.007326      |
| JIGAWA        | 0.000174                  | 478,422                | 0.000038    | 0.000038               | 13,124                  | 0.000250    | 0.10562             | 0.000106                | 0.0001                  | 0.007880      |
| KADUNA        | 0.000293                  | 1,274,873              | 0.000102    | 0.000102               | 9,479                   | 0.000181    | 0.19693             | 0.000197                | 0.0001                  | 0.009232      |
| KANO          | 0.000341                  | 1,758,839              | 0.000141    | 0.000141               | 19,424                  | 0.000370    | 0.09167             | 0.000092                | 0.0001                  | 0.011177      |
| KATSINA       | 0.000341                  | 1,195,378              | 0.000096    | 0.000096               | 9,584                   | 0.000183    | 0.10758             | 0.000108                | 0.0001                  | 0.008662      |
| KEBBI         | 0.000168                  | 716,616                | 0.000057    | 0.000057               | 13,039                  | 0.000249    | 0.16254             | 0.000163                | 0.0001                  | 0.007440      |
| KOGI          | 0.000251                  | 743,638                | 0.000059    | 0.000059               | 9,036                   | 0.000172    | 0.12745             | 0.000127                | 0.0001                  | 0.007788      |
| KWARA         | 0.000086                  | 397,686                | 0.000032    | 0.000032               | 10,054                  | 0.000192    | 0.14849             | 0.000148                | 0.0001                  | 0.006272      |
| LAGOS         | 0.000108                  | 1,009,816              | 0.000081    | 0.000081               | 19,901                  | 0.000380    | 0.01506             | 0.000015                | 0.0001                  | 0.009439      |
| NASSARAWA     | 0.000178                  | 432,448                | 0.000035    | 0.000035               | 7,117                   | 0.000136    | 0.11749             | 0.000117                | 0.0001                  | 0.006498      |
| NIGER         | 0.000146                  | 481,007                | 0.000038    | 0.000038               | 6,646                   | 0.000127    | 0.31928             | 0.000319                | 0.0001                  | 0.008347      |
| OGUN          | 0.000083                  | 516,352                | 0.000041    | 0.000041               | 12,346                  | 0.000235    | 0.07316             | 0.000073                | 0.0001                  | 0.006546      |
| ONDO          | 0.000139                  | 525,238                | 0.000042    | 0.000042               | 6,498                   | 0.000124    | 0.06816             | 0.000068                | 0.0001                  | 0.006559      |
| OSUN          | 0.000170                  | 591,093                | 0.000047    | 0.000047               | 14,167                  | 0.000270    | 0.03889             | 0.000039                | 0.0001                  | 0.006426      |
| OYO           | 0.000210                  | 839,865                | 0.000067    | 0.000067               | 7,049                   | 0.000134    | 0.12169             | 0.000122                | 0.0001                  | 0.007903      |
| PLATEAU       | 0.000199                  | 855,057                | 0.000068    | 0.000068               | 12,188                  | 0.000232    | 0.11726             | 0.000117                | 0.0001                  | 0.007358      |
| RIVERS        | 0.000094                  | 923,832                | 0.000074    | 0.000074               | 12,637                  | 0.000241    | 0.04494             | 0.000045                | 0.0001                  | 0.007599      |
| SOKOTO        | 0.000177                  | 792,034                | 0.000063    | 0.000063               | 13,636                  | 0.000260    | 0.14552             | 0.000146                | 0.0001                  | 0.007766      |
| TARABA        | 0.000198                  | 263,829                | 0.000021    | 0.000021               | 6,696                   | 0.000128    | 0.25975             | 0.000260                | 0.0001                  | 0.006788      |
| YOBE          | 0.000154                  | 593,854                | 0.000048    | 0.000048               | 12,208                  | 0.000233    | 0.20210             | 0.000202                | 0.0001                  | 0.006997      |
| ZAMFARA       | 0.000078                  | 355,938                | 0.000028    | 0.000028               | 8,266                   | 0.000158    | 0.15152             | 0.000152                | 0.0001                  | 0.007012      |
| GRAND TOTAL   |                           | 26,717,696             |             |                        | 420,297                 |             | 4.00800             |                         |                         |               |
| INDICES TOTAL | 0.006413                  |                        | 0.002138    | 0.002138               |                         | 0.008016    |                     | 0.004008                | 0.004008                | 0.2672        |

# ACKNOWLEDGEMENTS/CONTACTS

## Acknowledgements

We acknowledge the contributions of our strategic partner, The Office of The Accountant General of The Federation and our technical partners, Proshare in the design, concept and production of this publication.



**OFFICE OF THE ACCOUNTANT  
GENERAL OF THE FEDERATION**


**proshare**


## Contact Us

 @nigerianstat

 NBSNigeria

 [www.nigerianstat.gov.ng](http://www.nigerianstat.gov.ng)

 **Head Office Address**  
Plot 762, Independence Avenue, Central  
Business District, FCT, Abuja Nigeria.

 +234 803 386 5388

 [feedback@nigerianstat.gov.ng](mailto:feedback@nigerianstat.gov.ng)