



NATIONAL BUREAU OF STATISTICS

Automotive Gas Oil (Diesel) Price Watch

(APRIL 2020)

Report Date: May 2020

Data Source: National Bureau of Statistics (NBS)

Contents

Executive Summary	1
Average Diesel Prices Across States	2
Average Diesel Prices Across Zones	3
12 Months Average Prices	4
Appendix - Tables	5
Methodology	6
Acknowledgment and Contact	7

Executive Summary

Average price paid by consumers for Automotive Gas Oil (diesel) decreased by -1.18% month-on-month and by -2.84% year-on-year to N224.11 in April 2020 from to N226.78 in March 2020.

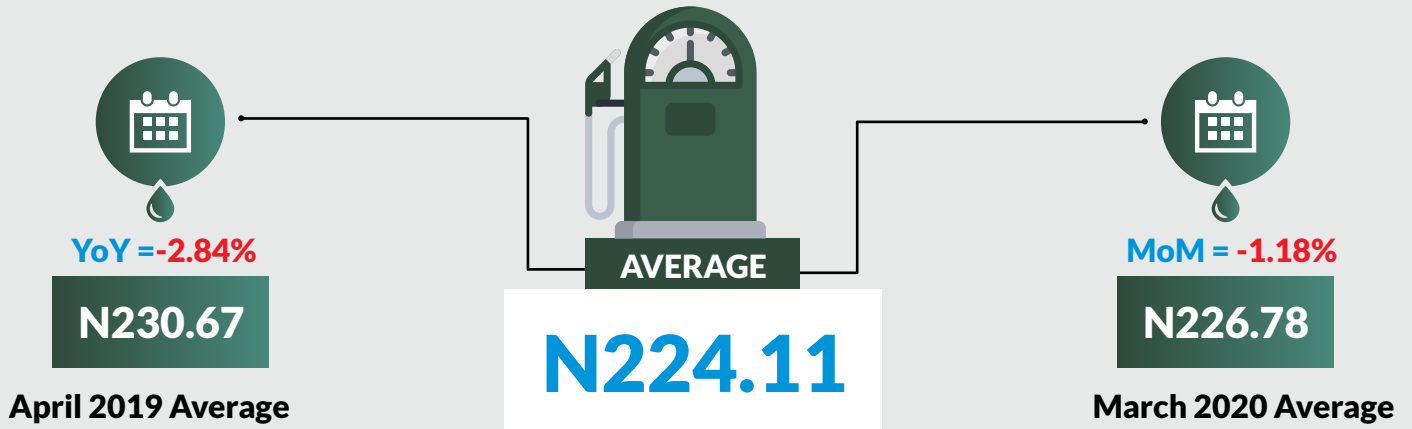
States with the highest average price of diesel were Sokoto (N249.29), Taraba (N243.33) and Borno (N240.00).

States with the lowest average price of diesel were Bayelsa (N186.92), Edo (N208.22) and Rivers (N209.59).

AUTOMOTIVE GAS OIL (DIESEL) PRICE WATCH

- APRIL 2020

Average Diesel Prices Across States



STATES WITH THE HIGHEST AVERAGE PRICES IN APRIL 2020



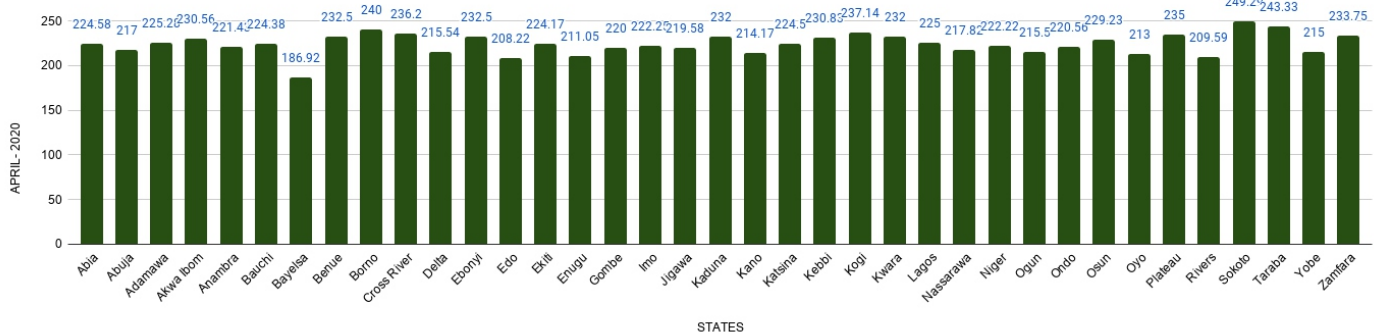
	Apr-20	YoY %	MoM %
SOKOTO	249.29	7.66	4.18
TARABA	243.33	2.14	0.00
BORNO	240.00	-3.81	0.00

STATES WITH THE LOWEST AVERAGE PRICES IN APRIL 2020



	Apr-20	YoY %	MoM %
BAYELSA	186.92	-16.94	-10.41
EDO	208.22	-9.51	-6.03
RIVERS	209.59	-3.86	1.36

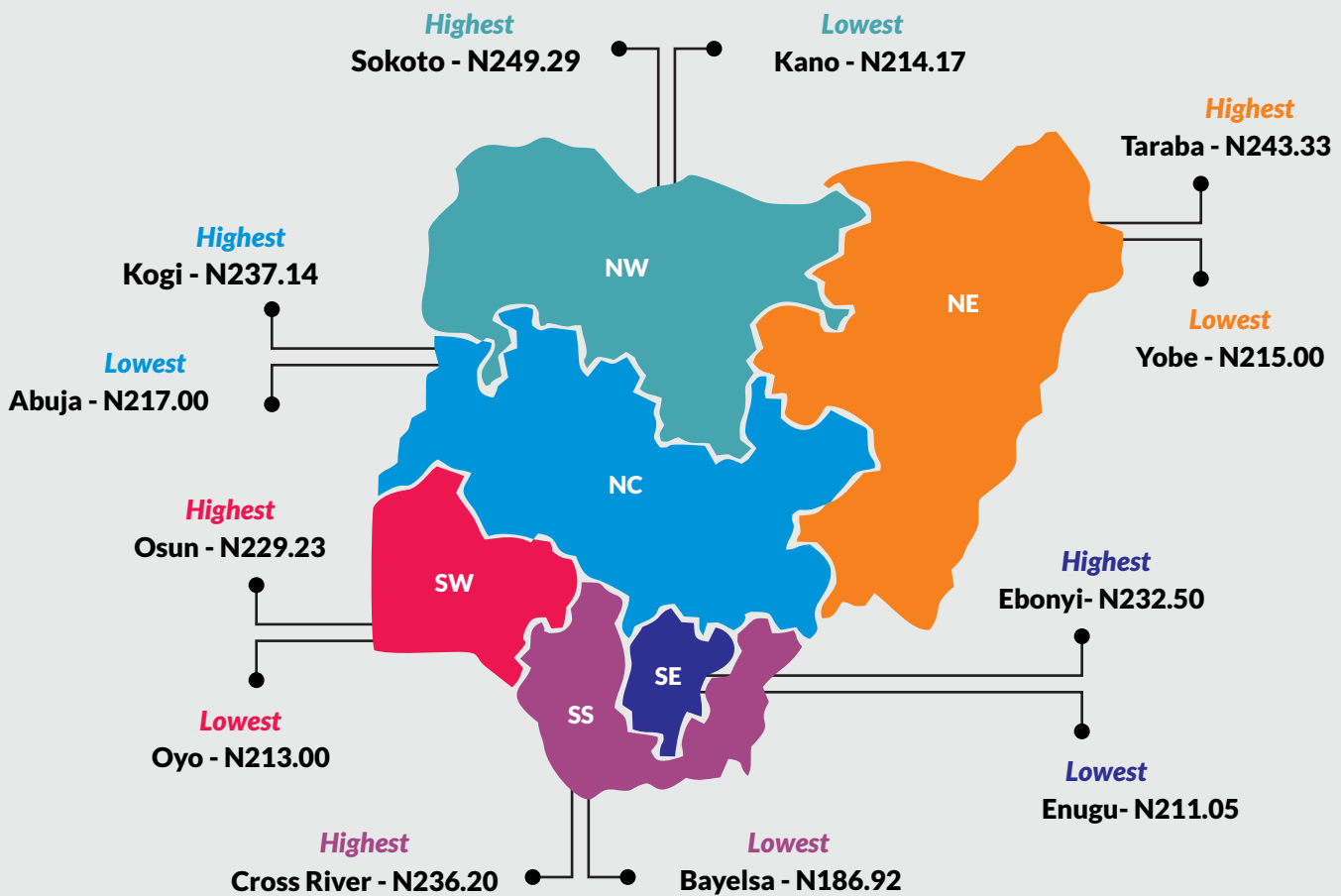

AVERAGE DIESEL PRICES ACROSS STATES



AUTOMOTIVE GAS OIL (DIESEL) PRICE WATCH

- APRIL 2020

Average Diesel Prices Across States



AUTOMOTIVE GAS OIL (DIESEL) PRICE WATCH

- APRIL 2020

Average Diesel Prices Across States



May 2019	
Average	228.02
YoY	10.87
MoM	-1.15


June 2019	
Average	224.69
YoY	9.62
MoM	-1.46

July 2019	
Average	224.96
YoY	10.10
MoM	0.12

August 2019	
Average	229.08
YoY	10.14
MoM	1.83

April 2019	
Average	230.67
YoY	12.88
MoM	0.66

September 2019	
Average	227.92
YoY	7.69
MoM	-0.50



March 2020	
Average	226.78
YoY	-1.04
MoM	0.24

April 2020	
Average	224.11
YoY	-2.84
MoM	-1.18

October 2019	
Average	226.19
YoY	3.13
MoM	-0.76

February 2020	
Average	226.25
YoY	0.28
MoM	-1.54

January 2020	
Average	229.78
YoY	2.09
MoM	-0.01

December 2019	
Average	229.81
YoY	3.72
MoM	2.10

November 2019	
Average	225.08
YoY	2.52
MoM	-0.49

Methodology

Field work is done solely by over 700 NBS Staff in all States of the federation supported by supervisors who are monitored by internal and external observers.

Fuel Prices are collected across all the 774 local governments across all States and the FCT from over 10,000 respondents and locations and reflect actual prices households state they actually bought those fuels together with the prices reportedly sold by the fuel suppliers.

The average of all these prices is then reported for each state and the average for the country is the average for the state.

NBS audit team subsequently conducts randomly selected verification of prices recorded.

Acknowledgements/Contacts

Acknowledgements

We acknowledge our technical partners, Proshare in the design, concept and production of this publication.





Contact Us

 @nigerianstat

 NBSNigeria

 www.nigerianstat.gov.ng

 **Head Office Address**
Plot 762, Independence Avenue, Central
Business District, FCT, Abuja Nigeria.

 +234 803 386 5388

 feedback@nigerianstat.gov.ng