



NATIONAL BUREAU OF STATISTICS

# Premium Motor Spirit (Petrol) Price Watch

(APRIL 2020)

**Report Date: May 2020**

***Data Source: National Bureau of Statistics (NBS)***



# CONTENTS

<b>Executive Summary</b> .....	<b>1</b>
<b>Average PMS Prices Across States</b> .....	<b>2</b>
<b>Average PMS Prices Across Zones</b> .....	<b>3</b>
<b>12 Months Average Prices</b> .....	<b>4</b>
<b>Appendix - Tables</b> .....	<b>5</b>
<b>Methodology</b> .....	<b>6</b>
<b>Acknowledgment and Contact</b> .....	<b>7</b>

## EXECUTIVE SUMMARY

Average price paid by consumers for Premium Motor Spirit (petrol) decreased by -10.34% year-on-year and month-on-month by -10.01% to N130.84 in April 2020 from N145.40 in March 2020.


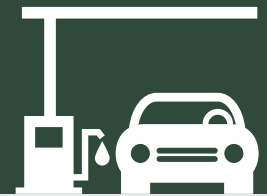
States with the highest average price of premium motor spirit (petrol) were Jigawa (N140.57), Borno (N140.50) and Taraba (N140.44).

States with the lowest average price of premium motor spirit (petrol) were Abuja /Ebonyi /Edo /Ekiti /Kwara/Oyo (N125.00), Bayelsa (N125.38) and Enugu (N125.42).

# PREMIUM MOTOR SPIRIT (PETROL) PRICE WATCH

- APRIL 2020

Average PMS Prices Across States



## STATES WITH THE HIGHEST AVERAGE PRICES IN APRIL 2020



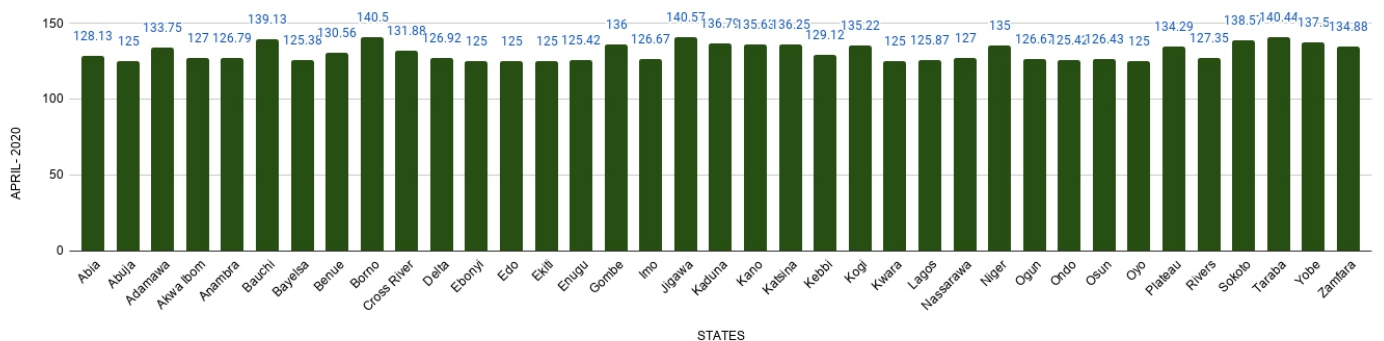
	April-20	YoY%	MoM%
JIGAWA	140.57	-3.05	-3.10
BORNO	140.50	-4.30	-4.10
TARABA	140.44	-4.46	-3.59

## STATES WITH THE LOWEST AVERAGE PRICES IN APRIL 2020



	April-20	YoY%	MoM%
ABUJA	125.00	-13.59	-13.79
EBONYI	125.00	-14.47	-14.09
EDO	125.00	-13.79	-13.68

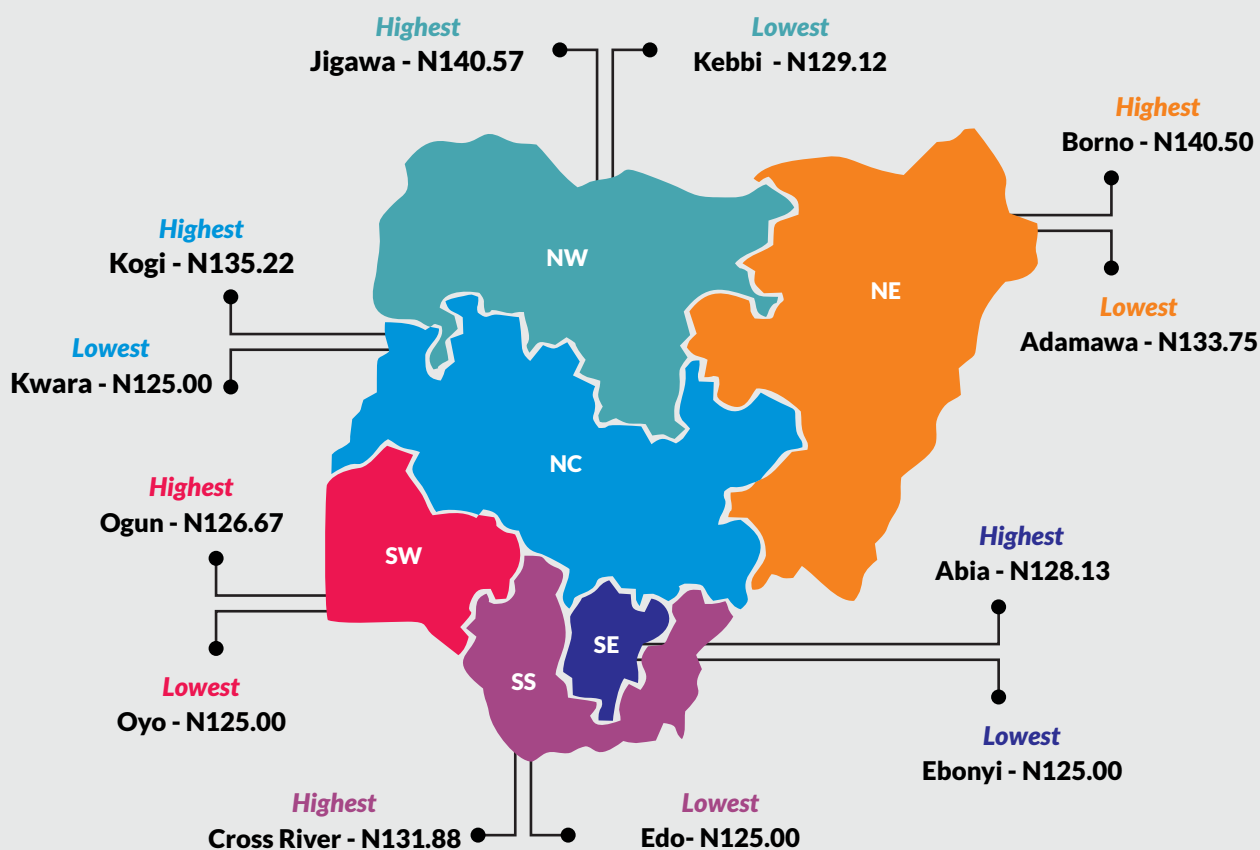

PMS PRICES ACROSS STATES



# PREMIUM MOTOR SPIRIT (PETROL) PRICE WATCH

- APRIL 2020

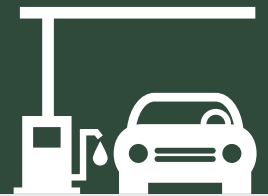
Average PMS Prices Across Zones



# PREMIUM MOTOR SPIRIT (PETROL) PRICE WATCH

- APRIL 2020

12 Months Average Prices



May 2019	
Average	<b>145.92</b>
YoY	<b>-3.42</b>
MoM	<b>-0.61</b>


June 2019	
Average	<b>145.36</b>
YoY	<b>-1.84</b>
MoM	<b>0.22</b>

July 2019	
Average	<b>145.03</b>
YoY	<b>-1.22</b>
MoM	<b>-0.23</b>

August 2019	
Average	<b>145.48</b>
YoY	<b>-0.96</b>
MoM	<b>0.31</b>

April 2019	
Average	<b>145.92</b>
YoY	<b>-3.61</b>
MoM	<b>0.41</b>

September 2019	
Average	<b>145.53</b>
YoY	<b>-1.22</b>
MoM	<b>0.03</b>



March 2020	
Average	<b>145.40</b>
YoY	<b>0.05</b>
MoM	<b>-0.01</b>

April 2020	
Average	<b>130.84</b>
YoY	<b>-10.34</b>
MoM	<b>-10.01</b>

October 2019	
Average	<b>145.48</b>
YoY	<b>-1.19</b>
MoM	<b>-0.04</b>

February 2020	
Average	<b>145.41</b>
YoY	<b>0.08</b>
MoM	<b>0.03</b>

January 2020	
Average	<b>145.37</b>
YoY	<b>-0.23</b>
MoM	<b>0.01</b>

December 2019	
Average	<b>145.35</b>
YoY	<b>-0.29</b>
MoM	<b>-0.41</b>

November 2019	
Average	<b>145.94</b>
YoY	<b>-1.03</b>
MoM	<b>0.32</b>



## METHODOLOGY

Field work is done solely by over 700 NBS Staff in all States of the federation supported by supervisors who are monitored by internal and external observers.

Fuel Prices are collected across all the 774 local governments across all States and the FCT from over 10,000 respondents and locations and reflect actual prices households state they actually bought those fuels together with the prices reportedly sold by the fuel suppliers.

The average of all these prices is then reported for each state and the average for the country is the average for the state.

NBS audit team subsequently conducts randomly selected verification of prices recorded.



## Acknowledgements

We acknowledge our technical partners, Proshare in the design, concept and production of this publication.





## Contact Us

 @nigerianstat

 NBSNigeria

 [www.nigerianstat.gov.ng](http://www.nigerianstat.gov.ng)

 **Head Office Address**  
Plot 762, Independence Avenue, Central  
Business District, FCT, Abuja Nigeria.

 +234 803 386 5388

 [feedback@nigerianstat.gov.ng](mailto:feedback@nigerianstat.gov.ng)