



NATIONAL BUREAU OF STATISTICS

# Consumer Price Index April 2020

(BASE PERIOD DECEMBER 2009 = 100)

**Report Date: May 2020**

***Data Source: National Bureau of Statistics (NBS)***

# CONTENT

|  |    |
|--|----|
| <b>Brief Methodology</b> .....         | 1  |
| All Items Index .....                  | 5  |
| Food Index .....                       | 7  |
| All Items Less Farm Produce .....      | 9  |
| State Profiles .....                   | 9  |
| <b>Infographics</b> .....              | 11 |
| <b>Statistical News</b> .....          | 17 |
| <b>Acknowledgements/Contacts</b> ..... | 28 |

## BRIEF METHODOLOGY

The CPI measures the average change over time in prices of goods and services consumed by people for day-to-day living. The construction of the CPI combines economic theory, sampling and other statistical techniques using data from other surveys to produce a weighted measure of average price changes in the Nigerian economy. The weighting occurs to capture the importance of the selected commodities in the entire index. The production of the CPI requires skills of economists, statisticians, computer scientists, data collectors and others.

Key in the construction of the price index is the selection of the market basket of goods and services. Every month, 10,534 informants spread across the country provide price data for the computation of the CPI. The market items currently comprise of 740 goods and services regularly priced.

The first stage in the calculation of the CPI is the collection of prices on each item (740 goods and services) from outlets in each sector (rural or urban) for each state. Prices are then averaged for each item per sector across the state. The next step is to use the average price to calculate the basic index for each commodity: The current year price of each commodity is compared with a base year's price to obtain a relative price.

Next we use the Laspeyres formula to compute an aggregated index for each class (which has a multitude of commodities which have similar consumption purposes): Here the sum of the product of weights (obtained from the expenditure survey) and relative prices for each item is divided by the sum of the weight of the items in that class, and the result multiplied by 100 gives the required index number. This index number is still classified according to the urban or rural classification sector for each of the 36 states and the FCT. This yields 85 classes then 48 groups which are then reclassified into 12 Divisions to derive:

1. The country composite index
2. The Urban National index
3. The Rural National index
4. The Combined Urban and Rural State Composite index

The survey methodology generates 3774 all items indices for all states and the FCT.













This edition of the Statistical News contains the revised Consumer Price Index (CPI) based on Nigeria Living Standard Survey (NLSS) 2003/2004. The consumption expenditure data were re-valued to November 2009, which is the base period for the revised CPI.

The May 2003 and September 1985 based indices are being continued using factors derived from the new CPI. These indices will yield the same price change for any commodity group contained in all the series.

A new sub index – Imported Food Index- is available in the revised CPI.

Note: The urban and rural indices were weighted with the ratio of their populations to the national i.e. 0.455 and 0.545 respectively to compute the composite indices at the 12 Classification of Individual Consumption by Purpose (COICOP) functions and all items levels. This may cause variance between a recalculated all items index using the weights published on table 2 and the published all items index because the published weights were computed only from consumption expenditure survey result. The following breakdown highlights a non-exhaustive list of the components of the current CPI:

The following breakdown highlights a non-exhaustive list of the components of the current CPI:

|   |  |   |  |   |   |  |
|---|--|---|--|---|---|--|
| <b>FOOD AND<br/>NON-ALCOHOLIC<br/>BEVERAGES</b> | <br>Food    | <br>Bread<br>and cereals | <br>Meat                              | <br>Fish                     | <br>Milk, cheese<br>and eggs   | <br>Oils and fats |
|   | <br>Fruit | <br>Vegetables         | <br>Potatoes, Yam &<br>other tubers | <br>Food products<br>n.e.c | <br>Coffee, tea<br>and cocoa | <br>Soft drinks |

|  |  |   |  |  |
|--|--|---|--|--|
| <b>ALCOHOLIC<br/>BEVERAGES,<br/>TOBACCO<br/>AND KOLA</b> | <br>Spirits | <br>Wine | <br>Tobacco | <br>Narcotics |
|--|--|---|--|--|

|                                  |   |   |  |  |   |
|----------------------------------|---|---|--|--|---|
| <b>CLOTHING<br/>AND FOOTWEAR</b> | <br>Clothing<br>materials, other<br>articles of clothing | <br>Garments | <br>Cleaning, repair<br>and hire of clothing | <br>Shoes and<br>other footwear | <br>Repair and hire<br>of footwear |
|----------------------------------|---|---|--|--|---|

## HOUSING, WATER, ELECTRICITY, GAS



Actual and imputed rentals for housing



Water supply



Miscellaneous services relating to the dwelling



Electricity



Gas



Liquid fuel



Solid fuels

## FURNISHINGS, HOUSEHOLD EQUIPMENT



Furniture and furnishings



Carpets and other floor coverings



Repair of Furniture



Household textiles



Major household appliances whether electric or not



Repair of household appliances



Glassware, tableware and household utensils



Non-durable household goods



Domestic services and household services

## HEALTH



Pharmaceutical products



Medical services



Dental services



Paramedical services



Hospital services

## TRANSPORT



Motor cars



Motor cycles



Bicycles



Vehicle spare parts



Fuels and lubricants for personal transportation



Maintenance and repair of personal transport



Passenger transport by road



Passenger transport by air



Passenger transport by sea and inland waterways

## COMMUNICATION



Postal services



Telephone and telefax  
equipment



Telephone and telefax  
services

## RECREATION AND CULTURE



Audio-visual,  
photographic  
and information  
processing equipment



Photographic  
development



Musical  
instrument



Recreational  
and sporting  
services



Games of  
chance

## EDUCATION



Books & stationery

## RESTAURANTS AND HOTELS



Catering services



Accommodation services

## MISCELLANEOUS GOODS AND SERVICES



Hairdressing salons  
and personal  
grooming  
establishments



Appliances,  
articles and products  
for personal care



Jewellery, clocks  
and watches



Insurance



Other services

## ALL ITEM INDEX

The consumer price index, (CPI) which measures inflation increased by 12.34 percent (year-on-year) in April 2020. This is 0.08 percent points higher than the rate recorded in March 2020 (12.26 percent).

Increases were recorded in all COICOP divisions that yielded the Headline index.

On month-on-month basis, the Headline index increased by 1.02 percent in April 2020. This is 0.18 percent rate higher than the rate recorded in March 2020 (0.84 percent).

The percentage change in the average composite CPI for the twelve months period ending April 2020 over the average of the CPI for the previous twelve months period was 11.71 percent, showing 0.09 percent point rise from 11.62 percent recorded in March 2020.

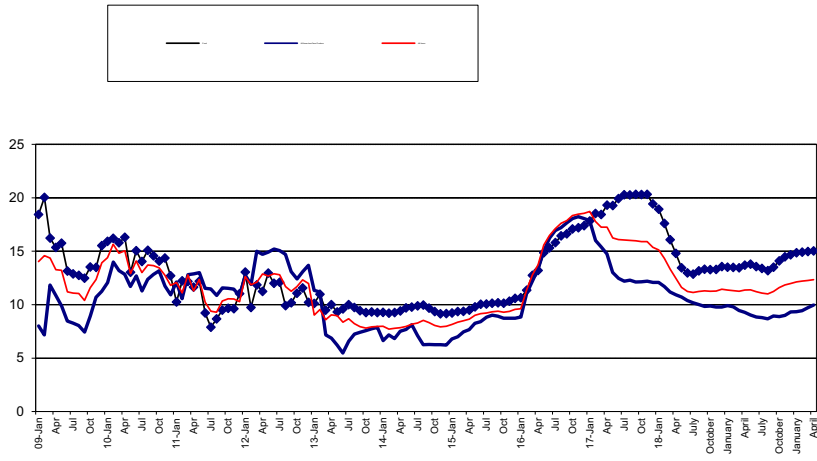
The urban inflation rate increased by 13.01 percent (year-on-year) in April 2020 from 12.93 percent recorded in March 2020, while the rural inflation rate increased by 11.73 percent in April 2020 from 11.64 percent in March 2020.

On a month-on-month basis, the urban index rose by 1.06 percent in April 2020, up by 0.18 from 0.88 percent recorded in March 2020, while the rural index also rose by 0.98 percent in April 2020, up by 0.18 from the rate recorded in March 2020 (0.80) percent.

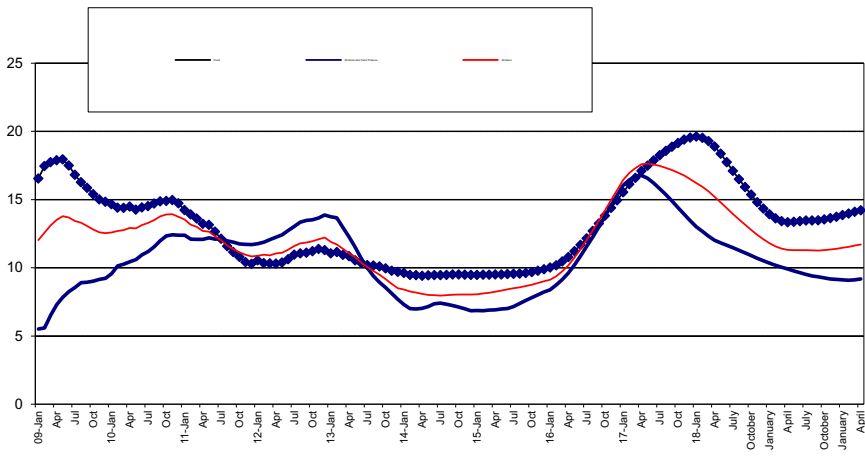
The corresponding twelve-month year-on-year average percentage change for the urban index is 12.26 percent in April 2020. This is higher than 12.15 percent reported in March 2020, while the corresponding rural inflation rate in April 2020 is 11.20 percent compared to 11.14 percent recorded in March 2020.



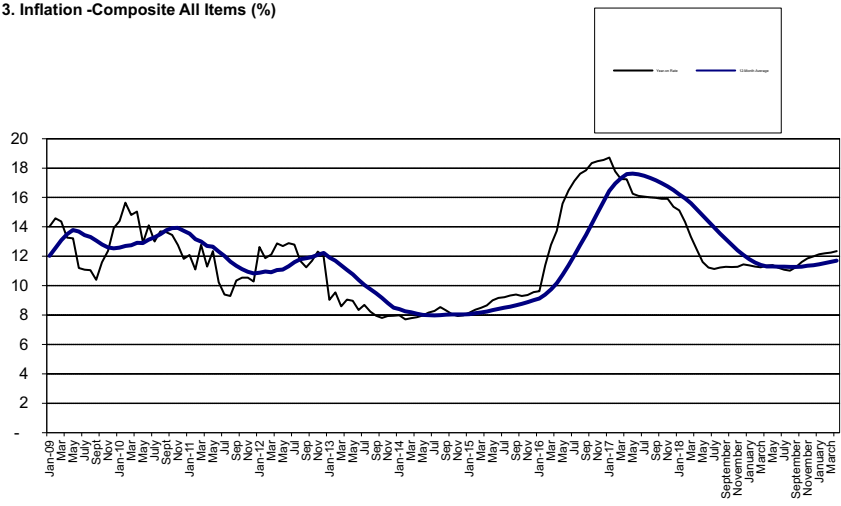
1. Inflation: Composite Year-on Change (%)



2. Inflation: Composite 12-Month Average Change (%)

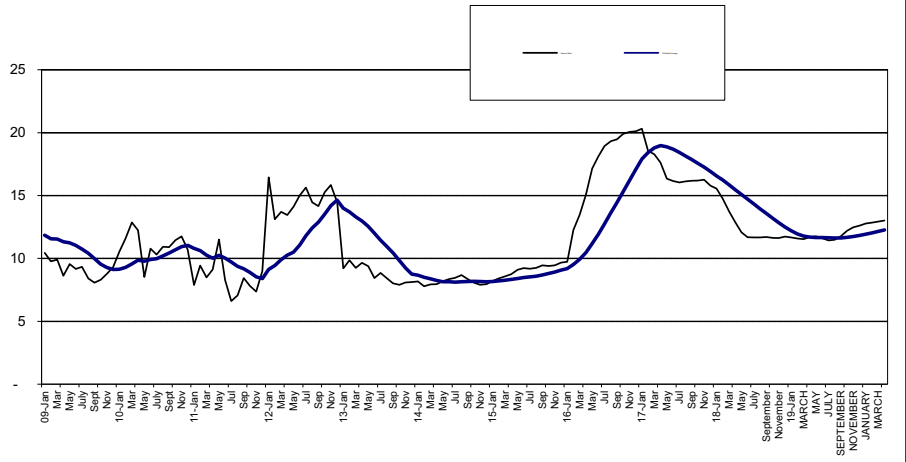


3. Inflation -Composite All Items (%)





4. Inflation -Urban All Items (%)



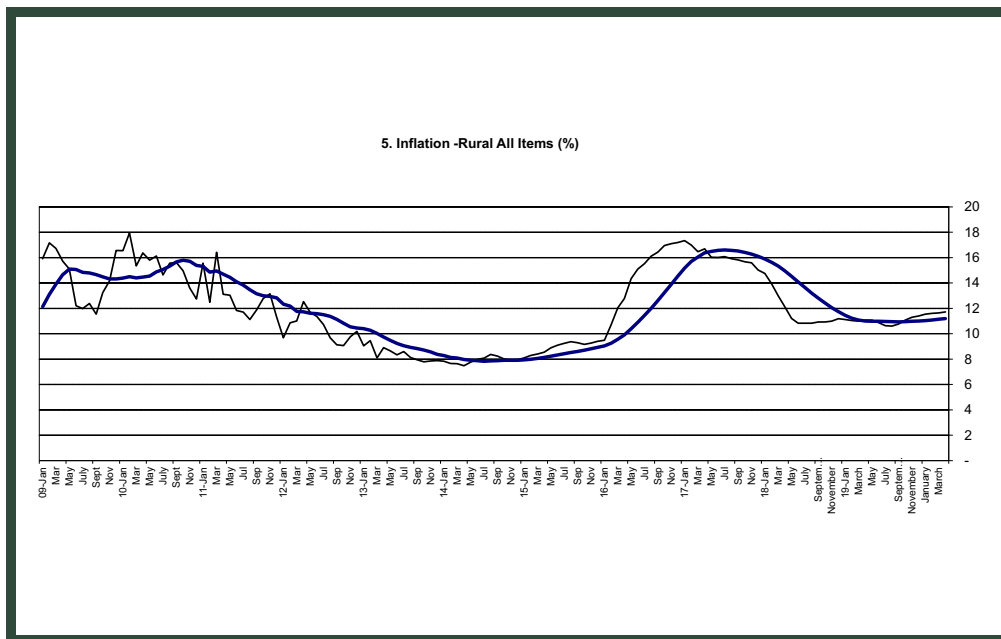
# FOOD INDEX

The composite food index rose by 15.03 percent in April 2020 compared to 14.98 percent in March 2020.

This rise in the food index was caused by increases in prices of Potatoes, Yam and other tubers, Bread and cereals, Fish, Oils and fats, Meat, Fruits and Vegetables.

On month-on-month basis, the food sub-index increased by 1.18 percent in April 2020, up by 0.24 percent points from 0.94 percent recorded in March 2020.

The average annual rate of change of the Food sub-index for the twelve-month period ending April 2020 over the previous twelve-month average was 14.22 percent, 0.11 percent points from the average annual rate of change recorded in March 2020 (14.11) percent.



## ALL ITEMS LESS FARM PRODUCE

The "All items less farm produce" or Core inflation, which excludes the prices of volatile agricultural produce stood at 9.98 percent in April 2020, up by 0.25 percent when compared with 9.73 percent recorded in March 2020.

On month-on-month basis, the core sub-index increased by 0.93 percent in April 2020. This was up by 0.13 percent when compared with 0.80 percent recorded in March 2020.

The highest increases were recorded in prices of Bicycles, Passenger transport by road, Passenger transport by sea and inland waterways, Paramedical services, Hospital services, pharmaceutical products, Medical services, Motor cycles and Major household appliances whether electric or not.

The average 12-month annual rate of change of the index was 9.17 percent for the twelve-month period ending April 2020. This is 0.06 percent points higher than 9.11 percent recorded in March 2020.

## STATE PROFILES

In analysing price movements under this section, note that the CPI is weighted by consumption expenditure patterns which differ across states. Accordingly, the weight assigned to a particular food or non-food item may differ from state to state making interstate comparisons of consumption basket inadvisable and potentially misleading.

### All Items Inflation

In April 2020, all items inflation on year on year basis was highest in Bauchi (14.44%), Sokoto (13.99%) and Plateau (13.68%), while Edo (10.87%), Abuja (10.81%) and Kwara (8.98%) recorded the slowest rise in headline Year on Year inflation.

On month on month basis however, April 2020 all items inflation was highest in Akwa Ibom (2.01%), Oyo (1.91%) and Abia (1.81%), while Edo, Enugu and Bayelsa recorded price deflation or negative inflation (general decrease in the general price level or negative inflation rate).

### Food Inflation

In April 2020, food inflation on a year on year basis was highest in Sokoto (17.88%), Akwa Ibom (17.55%) and Abuja (17.65%), while Ebonyi (13.04%), Edo (12.90%) and Enugu (12.89%) recorded the slowest rise.

On month on month basis however, April 2020 food inflation was highest in Akwa Ibom (2.65%), Lagos (2.49%) and Oyo (2.33%), while Bayelsa, Ebonyi and Enugu recorded price deflation or negative inflation (general decrease in the general price level of food or a negative food inflation rate).

**Table 5 Combined Urban And Rural State Consumer Price Index  
(Base Period: November 2009 = 100)**

|             | Apr-19 |       | Mar-20 |       | Apr-20 |       |
|-------------|--------|-------|--------|-------|--------|-------|
| State       | Food   | All   | Food   | All   | Food   | All   |
|             |        | Items |        | Items |        | Items |
| Abia        | 309.8  | 284.6 | 347.1  | 317.3 | 353.9  | 323.0 |
| Abuja       | 302.6  | 282.9 | 351.5  | 310.6 | 356.1  | 313.5 |
| Adamawa     | 306.3  | 278.8 | 348.4  | 306.0 | 354.7  | 309.7 |
| Akwa Ibom   | 305.8  | 279.2 | 350.1  | 310.9 | 359.4  | 317.1 |
| Anambra     | 309.6  | 287.7 | 350.6  | 321.6 | 355.2  | 326.0 |
| Bauchi      | 287.7  | 307.5 | 321.6  | 348.0 | 326.0  | 351.9 |
| Bayelsa     | 314.7  | 288.2 | 358.8  | 321.8 | 355.8  | 321.0 |
| Benue       | 312.7  | 283.0 | 352.3  | 310.9 | 355.0  | 314.1 |
| Borno       | 304.5  | 277.0 | 348.7  | 305.9 | 354.4  | 309.1 |
| Cross River | 306.8  | 269.4 | 351.3  | 299.0 | 355.8  | 300.6 |
| Delta       | 312.6  | 273.5 | 353.2  | 302.6 | 355.6  | 304.9 |
| Ebonyi      | 307.3  | 284.0 | 350.4  | 319.9 | 347.3  | 321.1 |
| Edo         | 309.2  | 291.4 | 351.6  | 323.1 | 349.0  | 323.1 |
| Ekiti       | 304.6  | 268.0 | 347.1  | 296.0 | 349.5  | 298.8 |
| Enugu       | 307.6  | 274.0 | 352.8  | 304.2 | 347.2  | 303.8 |
| Gombe       | 302.7  | 282.5 | 348.5  | 315.8 | 350.6  | 317.9 |
| Imo         | 303.7  | 263.3 | 350.1  | 292.3 | 353.5  | 295.7 |
| Jigawa      | 301.2  | 283.5 | 340.1  | 314.9 | 344.8  | 319.2 |
| Kaduna      | 314.7  | 293.0 | 353.5  | 323.1 | 361.4  | 328.5 |
| Kano        | 308.0  | 288.3 | 352.4  | 323.8 | 356.5  | 326.8 |
| Katsina     | 304.7  | 264.7 | 344.2  | 293.0 | 347.4  | 296.7 |
| Kebbi       | 312.5  | 297.7 | 355.0  | 332.9 | 356.6  | 335.1 |
| Kogi        | 306.6  | 295.0 | 355.1  | 331.5 | 354.8  | 332.7 |
| Kwara       | 314.2  | 352.5 | 357.9  | 382.6 | 355.8  | 384.0 |
| Lagos       | 316.2  | 297.1 | 353.0  | 326.1 | 361.8  | 331.3 |
| Nassarawa   | 309.7  | 287.7 | 353.4  | 322.5 | 359.9  | 326.7 |
| Niger       | 306.6  | 290.7 | 352.6  | 328.4 | 353.6  | 330.1 |
| Ogun        | 314.5  | 302.7 | 357.9  | 335.5 | 360.8  | 338.9 |
| Ondo        | 311.6  | 290.0 | 352.1  | 321.6 | 359.9  | 326.2 |
| Osun        | 304.6  | 284.6 | 353.1  | 317.6 | 352.8  | 319.0 |
| Oyo         | 312.6  | 296.1 | 353.2  | 328.2 | 361.4  | 334.4 |
| Plateau     | 303.6  | 287.9 | 349.6  | 325.1 | 351.9  | 327.3 |
| Rivers      | 307.9  | 280.5 | 353.9  | 317.7 | 358.0  | 320.3 |
| Sokoto      | 304.7  | 283.8 | 352.4  | 319.0 | 359.2  | 323.5 |
| Taraba      | 308.0  | 278.7 | 351.1  | 311.8 | 357.2  | 315.5 |
| Yobe        | 307.9  | 288.7 | 350.8  | 323.2 | 357.4  | 327.8 |
| Zamfara     | 309.2  | 288.3 | 350.1  | 322.3 | 356.2  | 327.2 |

**Note:** Indices may not be used for inter-state price comparison because market baskets differ from state to state

# HEADLINE CPI IN APRIL 2020 ROSE BY

**12.34%**

**YEAR-ON-YEAR  
(FROM 12.26% IN MARCH 2020)**

**1.02%**

**MONTH-ON-MONTH  
(FROM 0.84% IN MARCH 2020)**


## HIGHEST INCREASE RECORDED IN




**OIL AND FATS**




**FISH**



**POTATOES, YAM  
AND OTHER TUBERS**



**VEGETABLES**

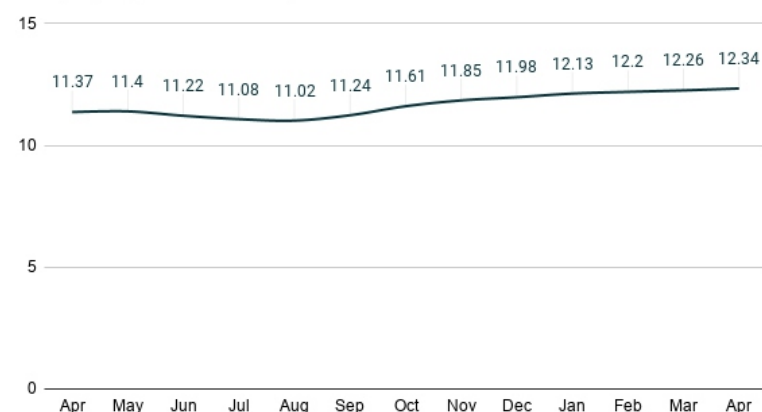


**BREAD AND CEREALS**



**FRUITS.**

CPI (%) April 2019 to April 2020



*The CPI (Consumer Price Index) measures the average change over time in prices of goods and services consumed by people for day-to-day living i.e it measures the inflation rate*

## FOOD SUB-INDEX IN APRIL 2020 ROSE BY

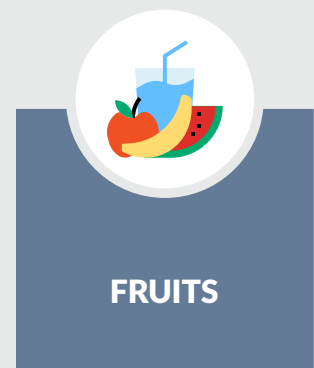

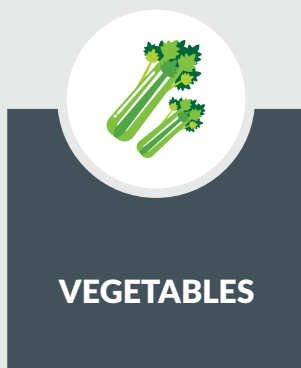
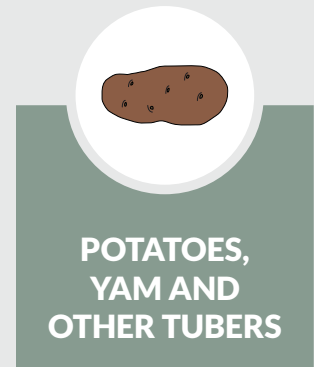
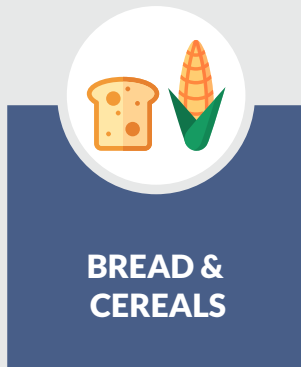
**15.03%**

**YEAR-ON-YEAR**  
**(FROM 14.98% IN MARCH 2020)**

**1.18%**

**MONTH-ON-MONTH**  
**(FROM 0.94% IN MARCH 2020)**

### HIGHEST INCREASE RECORDED IN



*The CPI (Consumer Price Index) measures the average change over time in prices of goods and services consumed by people for day-to-day living i.e it measures the inflation*



## CORE SUB-INDEX IN APRIL 2020 ROSE BY

# 9.98%

**YEAR-ON-YEAR**  
(FROM 9.73% IN MARCH 2020)

# 0.93%

**MONTH-ON-MONTH**  
(FROM 0.80% IN MARCH 2020)

### HIGHEST INCREASE RECORDED IN



**BICYCLES**



**PASSENGER  
TRANSPORT  
BY ROAD**



**PASSENGER  
TRANSPORT  
BY SEA AND INLAND  
WATERWAYS**



**MOTOR  
CYCLES**



**PARAMEDICAL  
SERVICES**



**HOSPITAL  
SERVICES**



**PHARMACEUTICAL  
PRODUCTS**



**MEDICAL  
SERVICES**



**MAJOR HOUSEHOLD  
APPLIANCES WHETHER  
ELECTRIC OR NOT**

*The CPI (Consumer Price Index) measures the average change over time in prices of goods and services consumed by people for day-to-day living. i.e it measures the inflation rate*

## URBAN INDEX IN APRIL 2020 ROSE BY



**13.01%**

**YEAR-ON-YEAR**  
**(FROM 12.93% IN MARCH 2020)**

**1.06%**

**MONTH-ON-MONTH**  
**(FROM 0.88% IN MARCH 2020)**

## RURAL INDEX IN MARCH 2020 ROSE BY



**11.73%**

**YEAR-ON-YEAR**  
**(FROM 11.64% IN MARCH 2020)**

**0.98%**

**MONTH-ON-MONTH**  
**(FROM 0.80% IN MARCH 2020)**

*The CPI (Consumer Price Index) measures the average change over time in prices of goods and services consumed by people for day-to-day living i.e it measures the inflation rate*

## STATE PROFILES

### ALL ITEMS INFLATION

*All Times Inflation on a YoY Basis Was Highest In*

BAUCHI ▶ **14.44%**

SOKOTO ▶ **13.99%**

PLATEAU ▶ **13.68%**

*Slowest Rise in Headline Inflation*

EDO ▶ **10.87%**

ABUJA ▶ **10.81%**

KWARA ▶ **8.98%**

### MONTH ON MONTH

*All Times Inflation on a MoM Basis Was Highest In*

AKWA IBOM ▶ **2.65%**

OYO ▶ **1.91%**

ABIA ▶ **1.81%**

*Slowest Rise in Headline Inflation*

EDO ▶ **-0.01%**

ENUGU ▶ **-0.13%**

BAYELSA ▶ **-0.25%**

## STATE PROFILES

### FOOD INFLATION

*Food Inflation on a YoY basis Was Highest In*

**SOKOTO** ▶ **17.88%**

**ABUJA** ▶ **17.65%**

**AKWA IBOM** ▶ **17.55%**

*Slowest Rise in Food Inflation*

**EBONYI** ▶ **13.04%**

**EDO** ▶ **12.90%**

**ENUGU** ▶ **12.89%**

### MONTH ON MONTH

*Food Inflation on a MoM Basis Was Highest In*

**AKWA IBOM** ▶ **2.65%**

**LAGOS** ▶ **2.49%**

**OYO** ▶ **2.33%**

*Slowest Rise in Food Inflation*

**EDO** ▶ **-0.73%**

**BAYELSA** ▶ **-0.83%**

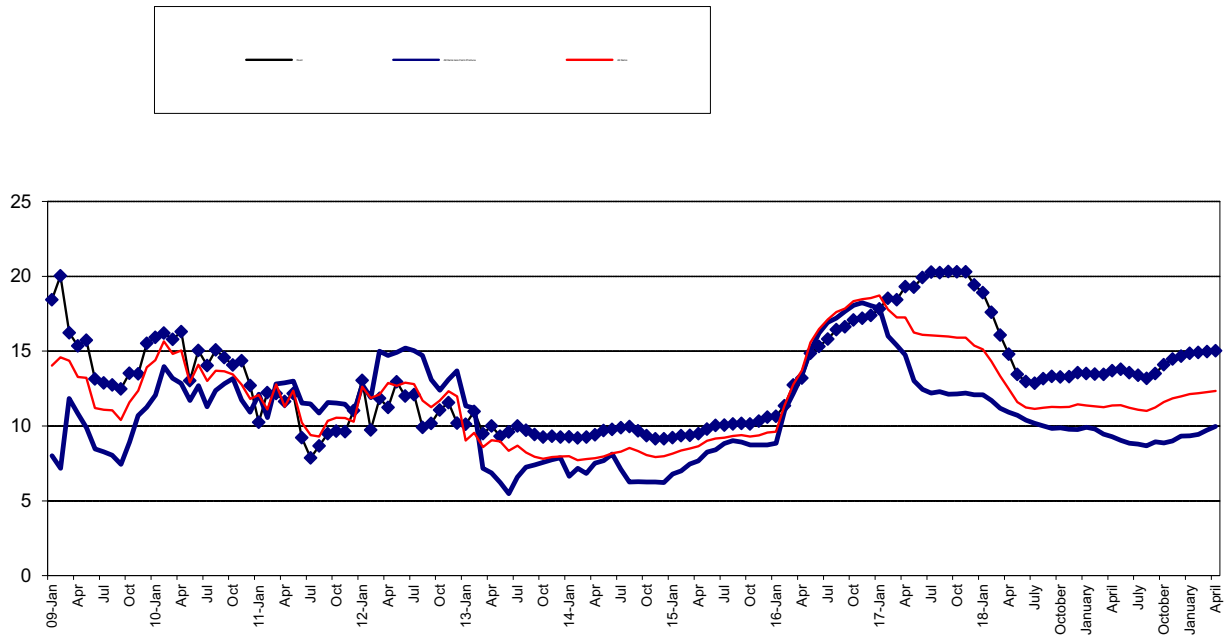
**ENUGU** ▶ **-1.57%**

## Table 1 Composite Consumer Price Index (Base November 2009 = 100)

|                |      | All Items Index |                     |                    |                             | All Items less Farm Produce |                     |                    |                             | Food          |                  |                     |                    |      |                             |
|----------------|------|-----------------|---------------------|--------------------|-----------------------------|-----------------------------|---------------------|--------------------|-----------------------------|---------------|------------------|---------------------|--------------------|------|-----------------------------|
|                |      | Monthly         | Month-on change (%) | Year-on change (%) | 12-Month average change (%) | Monthly                     | Month-on change (%) | Year-on change (%) | 12-Month average change (%) | Monthly       | 12-Month Average | Month-on change (%) | Year-on change (%) |      | 12-Month average change (%) |
| <b>Weights</b> |      | <b>1000.00</b>  |                     |                    |                             | <b>513.10</b>               |                     |                    |                             | <b>507.06</b> |                  |                     |                    |      |                             |
| <b>2009</b>    | Jan  | 90.2            | 0.5                 | 14.0               | 12.0                        | 91.1                        | -0.1                | 8.0                | 5.5                         | 89.5          | 84.6             | 0.9                 | 18.4               | 16.5 | 09-Jan                      |
|                | Feb  | 90.8            | 0.7                 | 14.6               | 12.6                        | 91.7                        | 0.6                 | 7.2                | 5.6                         | 90.2          | 85.9             | 0.8                 | 20.0               | 17.5 | Feb                         |
|                | Mar  | 91.4            | 0.6                 | 14.4               | 13.1                        | 92.0                        | 0.3                 | 11.8               | 6.5                         | 90.9          | 86.9             | 0.8                 | 16.2               | 17.7 | Mar                         |
|                | Apr  | 91.9            | 0.6                 | 13.3               | 13.5                        | 92.5                        | 0.6                 | 10.9               | 7.3                         | 91.6          | 87.9             | 0.7                 | 15.3               | 17.9 | Apr                         |
|                | May  | 93.6            | 1.8                 | 13.2               | 13.8                        | 94.2                        | 1.8                 | 9.9                | 7.8                         | 93.5          | 89.0             | 2.0                 | 15.7               | 17.9 | May                         |
|                | June | 95.3            | 1.8                 | 11.2               | 13.7                        | 95.3                        | 1.2                 | 8.5                | 8.3                         | 95.6          | 89.9             | 2.2                 | 13.1               | 17.5 | June                        |
|                | July | 97.3            | 2.1                 | 11.1               | 13.4                        | 96.8                        | 1.5                 | 8.3                | 8.6                         | 97.9          | 90.8             | 2.4                 | 12.9               | 16.8 | Jul                         |
|                | Aug  | 98.4            | 1.1                 | 11.0               | 13.3                        | 97.3                        | 0.5                 | 8.0                | 8.9                         | 98.9          | 91.8             | 1.1                 | 12.7               | 16.3 | Aug                         |
|                | Sep  | 98.9            | 0.5                 | 10.4               | 13.1                        | 98.1                        | 0.8                 | 7.4                | 8.9                         | 99.5          | 92.7             | 0.6                 | 12.5               | 15.9 | Sep                         |
|                | Oct  | 99.4            | 0.5                 | 11.6               | 12.8                        | 98.9                        | 0.8                 | 8.9                | 9.0                         | 99.9          | 93.7             | 0.4                 | 13.5               | 15.4 | Oct                         |
|                | Nov  | 100.0           | 0.7                 | 12.4               | 12.6                        | 100.0                       | 1.1                 | 10.7               | 9.1                         | 100.0         | 94.7             | 0.1                 | 13.5               | 15.0 | Nov                         |
|                | Dec  | 102.2           | 2.2                 | 13.9               | 12.5                        | 101.5                       | 1.5                 | 11.2               | 9.2                         | 102.4         | 95.8             | 2.4                 | 15.5               | 14.8 | Dec                         |
| <b>2010</b>    | Jan  | 103.1           | 1.0                 | 14.4               | 12.6                        | 102.1                       | 0.6                 | 12.1               | 9.6                         | 103.7         | 97.0             | 1.3                 | 15.9               | 14.7 | 10-Jan                      |
|                | Feb  | 105.0           | 1.9                 | 15.6               | 12.7                        | 104.5                       | 2.3                 | 14.0               | 10.1                        | 104.8         | 98.2             | 1.1                 | 16.2               | 14.4 | Feb                         |
|                | Mar  | 104.9           | -0.1                | 14.8               | 12.8                        | 104.1                       | -0.4                | 13.2               | 10.3                        | 105.3         | 99.4             | 0.4                 | 15.8               | 14.4 | Mar                         |
|                | Apr  | 105.7           | 0.8                 | 15.0               | 12.9                        | 104.4                       | 0.3                 | 12.8               | 10.4                        | 106.6         | 100.7            | 1.2                 | 16.3               | 14.5 | Apr                         |
|                | May  | 105.7           | -0.04               | 12.9               | 12.9                        | 105.2                       | 0.8                 | 11.7               | 10.6                        | 105.7         | 101.7            | -0.8                | 13.0               | 14.3 | May                         |
|                | Jun  | 108.8           | 2.91                | 14.1               | 13.1                        | 107.4                       | 2.1                 | 12.7               | 10.9                        | 110.0         | 102.9            | 4.1                 | 15.1               | 14.4 | Jun                         |
|                | Jul  | 109.9           | 1.08                | 13.0               | 13.3                        | 107.7                       | 0.3                 | 11.3               | 11.2                        | 111.6         | 104.0            | 1.5                 | 14.0               | 14.5 | Jul                         |
|                | Aug  | 111.9           | 1.76                | 13.7               | 13.5                        | 109.3                       | 1.5                 | 12.4               | 11.5                        | 113.8         | 105.3            | 2.0                 | 15.1               | 14.7 | Aug                         |
|                | Sep  | 112.4           | 0.46                | 13.6               | 13.8                        | 110.7                       | 1.3                 | 12.8               | 12.0                        | 114.0         | 106.5            | 0.1                 | 14.6               | 14.9 | Sep                         |
|                | Oct  | 112.7           | 0.30                | 13.4               | 13.9                        | 111.9                       | 1.1                 | 13.2               | 12.3                        | 114.0         | 107.7            | -0.0                | 14.1               | 14.9 | Oct                         |
|                | Nov  | 112.8           | 0.04                | 12.8               | 13.9                        | 111.7                       | -0.1                | 11.7               | 12.4                        | 114.4         | 108.9            | 0.3                 | 14.4               | 15.0 | Nov                         |
|                | Dec  | 114.2           | 1.29                | 11.8               | 13.7                        | 112.6                       | 0.7                 | 10.9               | 12.4                        | 115.4         | 109.9            | 0.9                 | 12.7               | 14.7 | Dec                         |
| <b>2011</b>    | Jan  | 115.6           | 1.20                | 12.1               | 13.5                        | 114.5                       | 1.7                 | 12.1               | 12.4                        | 114.3         | 110.8            | -0.9                | 10.3               | 14.2 | 11-Jan                      |
|                | Feb  | 116.7           | 0.96                | 11.1               | 13.2                        | 115.5                       | 0.9                 | 10.6               | 12.1                        | 117.7         | 111.9            | 2.9                 | 12.2               | 13.9 | Feb                         |
|                | Mar  | 118.3           | 1.37                | 12.8               | 13.0                        | 117.5                       | 1.7                 | 12.8               | 12.1                        | 118.1         | 113.0            | 0.4                 | 12.2               | 13.6 | Mar                         |
|                | Apr  | 117.7           | -0.54               | 11.3               | 12.7                        | 117.9                       | 0.3                 | 12.9               | 12.1                        | 119.0         | 114.0            | 0.7                 | 11.6               | 13.2 | Apr                         |
|                | May  | 118.7           | 0.91                | 12.4               | 12.6                        | 118.9                       | 0.9                 | 13.0               | 12.2                        | 118.5         | 115.1            | -0.3                | 12.2               | 13.2 | May                         |
|                | Jun  | 119.9           | 0.97                | 10.2               | 12.3                        | 119.8                       | 0.7                 | 11.5               | 12.1                        | 120.1         | 115.9            | 1.3                 | 9.2                | 12.7 | Jun                         |
|                | Jul  | 120.3           | 0.32                | 9.4                | 12.0                        | 120.1                       | 0.2                 | 11.5               | 12.1                        | 120.4         | 116.6            | 0.2                 | 7.9                | 12.1 | Jul                         |
|                | Aug  | 122.3           | 1.67                | 9.3                | 11.6                        | 121.2                       | 0.9                 | 10.9               | 12.0                        | 123.7         | 117.5            | 2.7                 | 8.7                | 11.6 | Aug                         |
|                | Sep  | 124.0           | 1.41                | 10.3               | 11.4                        | 123.5                       | 1.9                 | 11.6               | 11.9                        | 124.8         | 118.4            | 0.9                 | 9.5                | 11.2 | Sep                         |
|                | Oct  | 124.6           | 0.49                | 10.5               | 11.1                        | 124.8                       | 1.1                 | 11.5               | 11.7                        | 125.0         | 119.3            | 0.2                 | 9.7                | 10.8 | Oct                         |
|                | Nov  | 124.7           | 0.04                | 10.5               | 11.0                        | 124.6                       | -0.2                | 11.5               | 11.7                        | 125.4         | 120.2            | 0.3                 | 9.6                | 10.4 | Nov                         |
|                | Dec  | 126.0           | 1.06                | 10.3               | 10.8                        | 124.8                       | 0.2                 | 10.8               | 11.7                        | 128.1         | 121.3            | 2.2                 | 11.0               | 10.3 | Dec                         |
| <b>2012</b>    | Jan  | 130.2           | 3.35                | 12.6               | 10.9                        | 129.1                       | 3.5                 | 12.7               | 11.8                        | 129.3         | 122.5            | 0.9                 | 13.1               | 10.5 | 12-Jan                      |
|                | Feb  | 130.5           | 0.28                | 11.9               | 11.0                        | 129.3                       | 0.1                 | 11.9               | 11.9                        | 129.1         | 123.5            | -0.1                | 9.7                | 10.3 | 12-Feb                      |
|                | Mar  | 132.6           | 1.59                | 12.1               | 10.9                        | 135.1                       | 4.5                 | 15.0               | 12.1                        | 132.1         | 124.6            | 2.3                 | 11.8               | 10.3 | 12-Mar                      |
|                | Apr  | 132.8           | 0.13                | 12.9               | 11.1                        | 135.2                       | 0.1                 | 14.7               | 12.2                        | 132.3         | 125.7            | 0.2                 | 11.2               | 10.3 | Apr                         |
|                | May  | 133.8           | 0.75                | 12.7               | 11.1                        | 136.7                       | 1.1                 | 14.9               | 12.4                        | 133.9         | 127.0            | 1.2                 | 12.9               | 10.4 | May                         |
|                | Jun  | 135.3           | 1.15                | 12.9               | 11.3                        | 138.0                       | 1.0                 | 15.2               | 12.7                        | 134.5         | 128.2            | 0.5                 | 12.0               | 10.6 | Jun                         |
|                | Jul  | 135.7           | 0.24                | 12.8               | 11.6                        | 138.1                       | 0.1                 | 15.0               | 13.0                        | 135.0         | 129.4            | 0.3                 | 12.1               | 11.0 | Jul                         |
|                | Aug  | 136.6           | 0.67                | 11.7               | 11.8                        | 139.0                       | 0.6                 | 14.7               | 13.3                        | 135.9         | 130.4            | 0.7                 | 9.9                | 11.1 | Aug                         |
|                | Sep  | 138.0           | 1.01                | 11.3               | 11.9                        | 139.7                       | 0.5                 | 13.1               | 13.5                        | 137.5         | 131.5            | 1.1                 | 10.2               | 11.1 | Sep                         |
|                | Oct  | 139.2           | 0.88                | 11.7               | 11.9                        | 140.3                       | 0.4                 | 12.4               | 13.5                        | 138.8         | 132.7            | 1.0                 | 11.1               | 11.2 | Oct                         |
|                | Nov  | 140.0           | 0.60                | 12.3               | 12.1                        | 140.9                       | 0.4                 | 13.1               | 13.6                        | 139.8         | 133.9            | 0.7                 | 11.6               | 11.4 | Nov                         |
|                | Dec  | 141.1           | 0.75                | 12.0               | 12.2                        | 141.8                       | 0.7                 | 13.7               | 13.9                        | 141.2         | 135.0            | 1.0                 | 10.2               | 11.3 | Dec                         |
| <b>2013</b>    | Jan  | 141.9           | 0.62                | 9.0                | 11.9                        | 143.8                       | 1.4                 | 11.3               | 13.7                        | 142.3         | 136.0            | 0.8                 | 10.1               | 11.1 | 13-Jan                      |
|                | Feb  | 143.0           | 0.75                | 9.5                | 11.7                        | 143.8                       | 0.0                 | 11.2               | 13.7                        | 143.3         | 137.2            | 0.7                 | 11.0               | 11.2 | Feb                         |
|                | Mar  | 144.0           | 0.71                | 8.6                | 11.4                        | 144.8                       | 0.7                 | 7.2                | 13.0                        | 144.6         | 138.3            | 1.0                 | 9.5                | 11.0 | Mar                         |
|                | Apr  | 144.8           | 0.55                | 9.1                | 11.1                        | 144.5                       | -0.2                | 6.9                | 12.3                        | 145.6         | 139.4            | 0.6                 | 10.0               | 10.8 | Apr                         |
|                | May  | 145.8           | 0.67                | 9.0                | 10.8                        | 145.2                       | 0.5                 | 6.2                | 11.5                        | 146.4         | 140.4            | 0.5                 | 9.3                | 10.5 | May                         |
|                | Jun  | 146.6           | 0.59                | 8.4                | 10.4                        | 145.5                       | 0.3                 | 5.5                | 10.7                        | 147.5         | 141.5            | 0.7                 | 9.6                | 10.4 | Jun                         |
|                | Jul  | 147.4           | 0.54                | 8.7                | 10.0                        | 147.2                       | 1.2                 | 6.6                | 10.0                        | 148.4         | 142.6            | 0.7                 | 10.0               | 10.2 | Jul                         |
|                | Aug  | 147.8           | 0.25                | 8.2                | 9.8                         | 149.1                       | 1.3                 | 7.2                | 9.4                         | 149.2         | 143.7            | 0.5                 | 9.7                | 10.2 | Aug                         |
|                | Sep  | 148.9           | 0.75                | 8.0                | 9.5                         | 150.0                       | 0.6                 | 7.4                | 8.9                         | 150.4         | 144.8            | 0.9                 | 9.4                | 10.1 | Sep                         |
|                | Oct  | 150.0           | 0.75                | 7.8                | 9.2                         | 150.9                       | 0.6                 | 7.6                | 8.6                         | 151.6         | 145.9            | 0.8                 | 9.2                | 10.0 | Oct                         |
|                | Nov  | 151.1           | 0.72                | 7.9                | 8.8                         | 151.8                       | 0.6                 | 7.8                | 8.1                         | 152.9         | 146.9            | 0.8                 | 9.31               | 9.8  | Nov                         |
|                | Dec  | 152.3           | 0.78                | 8.0                | 8.5                         | 153.0                       | 0.8                 | 7.9                | 7.7                         | 154.3         | 148.0            | 0.9                 | 9.25               | 9.7  | Dec                         |
| <b>2014</b>    | Jan  | 153.3           | 0.64                | 8.0                | 8.4                         | 153.3                       | 0.2                 | 6.6                | 7.3                         | 155.5         | 149.1            | 0.8                 | 9.27               | 9.6  | 14-Jan                      |
|                | Feb  | 154.0           | 0.50                | 7.7                | 8.3                         | 154.1                       | 0.5                 | 7.2                | 7.0                         | 156.5         | 150.2            | 0.6                 | 9.2                | 9.5  | Feb                         |
|                | Mar  | 155.2           | 0.78                | 7.8                | 8.2                         | 154.7                       | 0.4                 | 6.8                | 7.0                         | 158.0         | 151.3            | 1.0                 | 9.3                | 9.5  | Mar                         |
|                | Apr  | 156.2           | 0.62                | 7.9                | 8.1                         | 155.3                       | 0.4                 | 7.5                | 7.0                         | 159.3         | 152.5            | 0.8                 | 9.4                | 9.4  | Apr                         |
|                | May  | 157.4           | 0.78                | 8.0                | 8.0                         | 156.3                       | 0.6                 | 7.7                | 7.2                         | 160.6         | 153.7            | 0.8                 | 9.7                | 9.4  | May                         |
|                | Jun  | 158.6           | 0.77                | 8.2                | 8.0                         | 157.4                       | 0.7                 | 8.1                | 7.4                         | 161.9         | 154.9            | 0.8                 | 9.8                | 9.5  | Jun                         |
|                | Jul  | 159.7           | 0.65                | 8.3                | 8.0                         | 157.7                       | 0.2                 | 7.1                | 7.4                         | 163.1         | 156.1            | 0.8                 | 9.9                | 9.5  | Jul                         |
|                | Aug  | 160.4           | 0.5                 | 8.5                | 8.0                         | 158.4                       | 0.4                 | 6.3                | 7.33                        | 164.0         | 157.3            | 0.6                 | 9.96               | 9.48 | Aug                         |
|                | Sep  | 161.3           | 0.6                 | 8.3                | 8.0                         | 159.4                       | 0.6                 | 6.3                | 7.23                        | 165.0         | 158.5            | 0.6                 | 9.68               | 9.50 | Sep                         |
|                | Oct  | 162.1           | 0.5                 | 8.1                | 8.0                         | 160.3                       | 0.6                 | 6.3                | 7.12                        | 165.8         | 159.7            | 0.5                 | 9.34               | 9.51 | Oct                         |
|                | Nov  | 163.1           | 0.6                 | 7.9                | 8.0                         | 161.3                       | 0.6                 | 6.3                | 6.99                        | 166.8         | 160.9            | 0.6                 | 9.14               | 9.49 | Nov                         |
|                | Dec  | 164.4           | 0.8                 | 8.0                | 8.0                         | 162.5                       | 0.8                 | 6.2                | 6.85                        | 168.4         | 162.1            | 0.9                 | 9.15               | 9.48 | Dec                         |

|      |           |       |      |       |        |       |      |      |       |       |       |      |       |       |  |           |
|------|-----------|-------|------|-------|--------|-------|------|------|-------|-------|-------|------|-------|-------|--|-----------|
| 2015 | Jan       | 165.8 | 0.8  | 8.2   | 8.1    | 163.7 | 0.7  | 6.8  | 6.86  | 169.8 | 163.3 | 0.9  | 9.21  | 9.47  |  | 15-Jan    |
|      | Feb       | 166.9 | 0.7  | 8.4   | 8.1    | 164.8 | 0.7  | 7.0  | 6.85  | 171.1 | 164.5 | 0.7  | 9.36  | 9.49  |  | Feb       |
|      | Mar       | 168.4 | 0.9  | 8.5   | 8.2    | 166.2 | 0.8  | 7.5  | 6.91  | 172.8 | 165.7 | 1.0  | 9.38  | 9.49  |  | Mar       |
|      | Apr       | 169.7 | 0.8  | 8.7   | 8.2    | 167.2 | 0.6  | 7.7  | 6.92  | 174.4 | 167.0 | 0.9  | 9.49  | 9.50  |  | Apr       |
|      | May       | 171.6 | 1.1  | 9.0   | 8.3    | 169.2 | 1.2  | 8.3  | 6.97  | 176.3 | 168.3 | 1.1  | 9.78  | 9.51  |  | May       |
|      | Jun       | 173.2 | 0.9  | 9.2   | 8.4    | 170.6 | 0.8  | 8.4  | 7.01  | 178.1 | 169.6 | 1.1  | 10.04 | 9.53  |  | Jun       |
|      | Jul       | 174.4 | 0.7  | 9.2   | 8.5    | 171.6 | 0.6  | 8.8  | 7.15  | 179.5 | 171.0 | 0.8  | 10.05 | 9.55  |  | Jul       |
|      | Aug       | 175.4 | 0.6  | 9.3   | 8.6    | 172.7 | 0.6  | 9.0  | 7.38  | 180.6 | 172.4 | 0.6  | 10.13 | 9.57  |  | Aug       |
|      | Sep       | 176.5 | 0.6  | 9.4   | 8.7    | 173.7 | 0.6  | 8.9  | 7.61  | 181.8 | 173.8 | 0.6  | 10.17 | 9.61  |  | Sep       |
|      | Oct       | 177.2 | 0.4  | 9.3   | 8.8    | 174.4 | 0.4  | 8.7  | 7.81  | 182.6 | 175.2 | 0.5  | 10.13 | 9.68  |  | Oct       |
|      | Nov       | 178.4 | 0.7  | 9.37  | 8.9    | 175.3 | 0.6  | 8.7  | 8.02  | 184.1 | 176.6 | 0.8  | 10.32 | 9.78  |  | Nov       |
|      | Dec       | 180.1 | 1.0  | 9.55  | 9.0    | 176.7 | 0.8  | 8.7  | 8.22  | 186.2 | 178.1 | 1.2  | 10.59 | 9.90  |  | Dec       |
| 2016 | Jan       | 181.7 | 0.9  | 9.62  | 9.1    | 178.2 | 0.8  | 8.8  | 8.39  | 187.9 | 179.6 | 0.9  | 10.64 | 10.02 |  | 16-Jan    |
|      | Feb       | 185.9 | 2.3  | 11.38 | 9.4    | 183.0 | 2.7  | 11.0 | 8.73  | 190.5 | 181.2 | 1.4  | 11.35 | 10.18 |  | Feb       |
|      | Mar       | 189.9 | 2.2  | 12.77 | 9.8    | 186.4 | 1.9  | 12.2 | 9.13  | 194.9 | 183.1 | 2.3  | 12.74 | 10.47 |  | Mar       |
|      | Apr       | 193.0 | 1.6  | 13.72 | 10.2   | 189.5 | 1.7  | 13.4 | 9.61  | 197.4 | 185.0 | 1.3  | 13.19 | 10.79 |  | Apr       |
|      | May       | 198.3 | 2.8  | 15.58 | 10.7   | 194.7 | 2.7  | 15.1 | 10.20 | 202.5 | 187.2 | 2.6  | 14.86 | 11.22 |  | May       |
|      | Jun       | 201.7 | 1.71 | 16.48 | 11.4   | 198.3 | 1.83 | 16.2 | 10.86 | 205.4 | 189.4 | 1.44 | 15.30 | 11.67 |  | Jun       |
|      | Jul       | 204.2 | 1.25 | 17.13 | 12.0   | 200.7 | 1.22 | 16.9 | 11.55 | 207.9 | 191.8 | 1.21 | 15.80 | 12.16 |  | Jul       |
|      | Aug       | 206.3 | 1.01 | 17.61 | 12.7   | 202.4 | 0.85 | 17.2 | 12.25 | 210.3 | 194.3 | 1.17 | 16.43 | 12.70 |  | Aug       |
|      | Sep       | 208.0 | 0.81 | 17.85 | 13.5   | 204.3 | 0.96 | 17.7 | 12.98 | 212.0 | 196.8 | 0.81 | 16.62 | 13.24 |  | Sep       |
|      | Oct       | 209.7 | 0.83 | 18.33 | 14.2   | 205.9 | 0.75 | 18.1 | 13.76 | 213.8 | 199.4 | 0.86 | 17.09 | 13.82 |  | Oct       |
|      | Nov       | 211.3 | 0.78 | 18.48 | 15.0   | 207.3 | 0.71 | 18.2 | 14.54 | 215.7 | 202.0 | 0.88 | 17.19 | 14.39 |  | Nov       |
|      | Dec       | 213.6 | 1.06 | 18.55 | 15.7   | 208.6 | 0.62 | 18.1 | 15.31 | 218.6 | 204.7 | 1.33 | 17.39 | 14.95 |  | Dec       |
| 2017 | Jan       | 215.7 | 1.01 | 18.72 | 16.4   | 210.0 | 0.68 | 17.9 | 16.04 | 221.4 | 207.5 | 1.29 | 17.82 | 15.54 |  | 17-Jan    |
|      | Feb       | 218.9 | 1.49 | 17.78 | 17.0   | 212.3 | 1.10 | 16.0 | 16.44 | 225.8 | 210.5 | 1.99 | 18.53 | 16.13 |  | Feb       |
|      | Mar       | 222.7 | 1.72 | 17.26 | 17.3   | 215.1 | 1.32 | 15.4 | 16.68 | 230.8 | 213.5 | 2.21 | 18.44 | 16.60 |  | Mar       |
|      | Apr       | 226.3 | 1.60 | 17.24 | 17.6   | 217.5 | 1.10 | 14.8 | 16.77 | 235.5 | 216.6 | 2.04 | 19.30 | 17.11 |  | Apr       |
|      | May       | 230.5 | 1.88 | 16.25 | 17.63  | 220.0 | 1.17 | 13.0 | 16.57 | 241.5 | 219.9 | 2.54 | 19.27 | 17.48 |  | May       |
|      | Jun       | 234.2 | 1.58 | 16.10 | 17.58  | 223.0 | 1.32 | 12.5 | 16.22 | 246.3 | 223.3 | 1.99 | 19.91 | 17.87 |  | Jun       |
|      | Jul       | 237.0 | 1.21 | 16.05 | 17.47  | 225.2 | 1.00 | 12.2 | 15.80 | 250.0 | 226.8 | 1.52 | 20.28 | 18.25 |  | Jul       |
|      | Aug       | 239.3 | 0.97 | 16.01 | 17.33  | 227.3 | 0.93 | 12.3 | 15.37 | 252.9 | 230.4 | 1.14 | 20.25 | 18.57 |  | Aug       |
|      | Sep       | 241.2 | 0.78 | 15.98 | 17.17  | 229.1 | 0.80 | 12.1 | 14.90 | 255.1 | 233.9 | 0.87 | 20.32 | 18.88 |  | Sep       |
|      | Oct       | 243.0 | 0.76 | 15.91 | 16.97  | 230.9 | 0.76 | 12.1 | 14.41 | 257.2 | 237.6 | 0.85 | 20.31 | 19.14 |  | Oct       |
|      | Nov       | 244.9 | 0.78 | 15.90 | 16.76  | 232.6 | 0.77 | 12.2 | 13.93 | 259.5 | 241.2 | 0.88 | 20.31 | 19.39 |  | Nov       |
|      | Dec       | 246.4 | 0.59 | 15.37 | 16.50  | 233.8 | 0.51 | 12.1 | 13.46 | 261.0 | 244.8 | 0.58 | 19.42 | 19.55 |  | Dec       |
| 2018 | Jan       | 248.4 | 0.80 | 15.13 | 16.22  | 235.4 | 0.68 | 12.1 | 13.01 | 263.3 | 248.2 | 0.87 | 18.92 | 19.62 |  | 18-Jan    |
|      | Feb       | 250.3 | 0.79 | 14.33 | 15.93  | 237.2 | 0.75 | 11.7 | 12.67 | 265.5 | 251.6 | 0.85 | 17.59 | 19.52 |  | Feb       |
|      | Mar       | 252.4 | 0.84 | 13.34 | 15.60  | 239.2 | 0.84 | 11.2 | 12.33 | 267.9 | 254.6 | 0.90 | 16.08 | 19.29 |  | Mar       |
|      | Apr       | 254.5 | 0.83 | 12.48 | 15.20  | 241.3 | 0.87 | 10.9 | 12.02 | 270.4 | 257.5 | 0.91 | 14.80 | 18.89 |  | Apr       |
|      | May       | 257.3 | 1.09 | 11.61 | 14.79  | 243.6 | 0.98 | 10.7 | 11.83 | 273.9 | 260.3 | 1.33 | 13.45 | 18.36 |  | May       |
|      | June      | 260.5 | 1.24 | 11.23 | 14.37  | 246.1 | 1.03 | 10.4 | 11.65 | 278.2 | 262.9 | 1.57 | 12.98 | 17.75 |  | June      |
|      | July      | 263.4 | 1.13 | 11.14 | 13.95  | 248.1 | 0.81 | 10.2 | 11.48 | 282.2 | 265.6 | 1.40 | 12.85 | 17.10 |  | July      |
|      | August    | 266.2 | 1.05 | 11.23 | 13.55  | 250.1 | 0.78 | 10.0 | 11.28 | 286.2 | 268.4 | 1.42 | 13.16 | 16.50 |  | August    |
|      | September | 268.4 | 0.84 | 11.28 | 13.16  | 251.7 | 0.64 | 9.8  | 11.09 | 289.0 | 271.2 | 1.00 | 13.31 | 15.92 |  | September |
|      | October   | 270.4 | 0.74 | 11.26 | 12.78  | 253.7 | 0.80 | 9.9  | 10.90 | 291.4 | 274.0 | 0.82 | 13.28 | 15.36 |  | October   |
|      | November  | 272.6 | 0.80 | 11.28 | 12.41  | 255.4 | 0.68 | 9.8  | 10.70 | 294.0 | 276.9 | 0.90 | 13.30 | 14.80 |  | November  |
|      | December  | 274.6 | 0.74 | 11.44 | 12.10  | 256.7 | 0.50 | 9.8  | 10.51 | 296.4 | 279.9 | 0.81 | 13.56 | 14.35 |  | December  |
| 2019 | January   | 276.6 | 0.74 | 11.37 | 11.80  | 258.8 | 0.81 | 9.9  | 10.34 | 298.9 | 282.8 | 0.83 | 13.51 | 13.93 |  | January   |
|      | February  | 278.6 | 0.73 | 11.31 | 11.56  | 260.4 | 0.65 | 9.8  | 10.19 | 301.3 | 285.8 | 0.82 | 13.47 | 13.62 |  | February  |
|      | March     | 280.8 | 0.79 | 11.25 | 11.40  | 261.8 | 0.53 | 9.5  | 10.04 | 303.9 | 288.8 | 0.88 | 13.45 | 13.42 |  | March     |
|      | April     | 283.5 | 0.94 | 11.37 | 11.31  | 263.7 | 0.70 | 9.3  | 9.91  | 307.4 | 291.9 | 1.14 | 13.70 | 13.34 |  | April     |
|      | May       | 286.6 | 1.11 | 11.40 | 11.299 | 265.6 | 0.75 | 9.0  | 9.77  | 311.7 | 295.1 | 1.41 | 13.79 | 13.37 |  | May       |
|      | June      | 289.7 | 1.07 | 11.22 | 11.297 | 267.9 | 0.85 | 8.84 | 9.64  | 316.0 | 298.2 | 1.36 | 13.56 | 13.42 |  | June      |
|      | July      | 292.6 | 1.01 | 11.08 | 11.291 | 270.0 | 0.77 | 8.80 | 9.52  | 319.9 | 301.3 | 1.26 | 13.39 | 13.46 |  | July      |
|      | August    | 295.5 | 0.99 | 11.02 | 11.271 | 271.8 | 0.67 | 8.68 | 9.41  | 323.9 | 304.5 | 1.22 | 13.17 | 13.46 |  | August    |
|      | September | 298.6 | 1.04 | 11.24 | 11.27  | 274.2 | 0.89 | 8.94 | 9.34  | 328.1 | 307.7 | 1.30 | 13.51 | 13.47 |  | September |
|      | October   | 301.8 | 1.07 | 11.61 | 11.30  | 276.2 | 0.74 | 8.88 | 9.25  | 332.4 | 311.2 | 1.33 | 14.09 | 13.54 |  | October   |
|      | November  | 304.9 | 1.02 | 11.85 | 11.35  | 278.4 | 0.79 | 8.99 | 9.19  | 336.6 | 314.7 | 1.25 | 14.48 | 13.65 |  | November  |
|      | December  | 307.5 | 0.85 | 11.98 | 11.40  | 280.6 | 0.81 | 9.33 | 9.15  | 339.9 | 318.3 | 0.97 | 14.67 | 13.74 |  | December  |
| 2020 | January   | 310.2 | 0.87 | 12.13 | 11.46  | 282.9 | 0.82 | 9.35 | 9.11  | 343.2 | 322.0 | 0.99 | 14.85 | 13.86 |  | January   |
|      | February  | 312.6 | 0.79 | 12.20 | 11.54  | 285.0 | 0.73 | 9.43 | 9.09  | 346.2 | 325.8 | 0.87 | 14.90 | 13.98 |  | February  |
|      | March     | 315.2 | 0.84 | 12.26 | 11.62  | 287.3 | 0.80 | 9.73 | 9.11  | 349.5 | 329.6 | 0.94 | 14.98 | 14.11 |  | March     |
|      | April     | 318.4 | 1.02 | 12.34 | 11.71  | 290.0 | 0.93 | 9.98 | 9.17  | 353.6 | 333.4 | 1.18 | 15.03 | 14.22 |  | April     |

1. Inflation: Composite Year-on Change (%)



2. Inflation: Composite 12-Month Average Change (%)

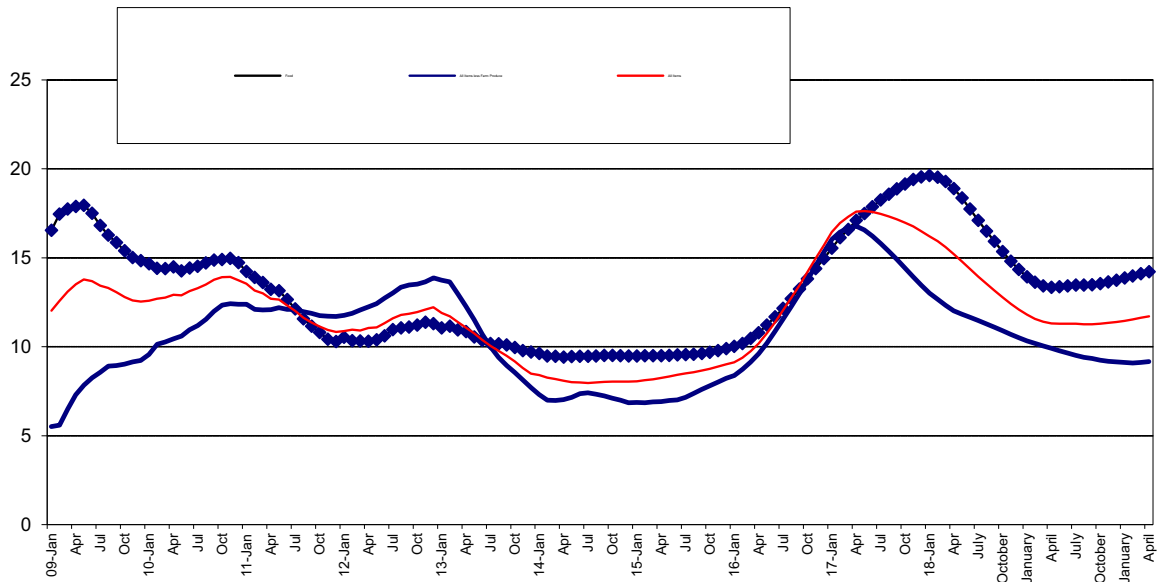




Table 2 Composite Consumer Price Index (Base November 2009 = 100)

|      |         | All Items | All Items less Farm Produce. | All Items less Farm Produce and Energy | Imported Food | Food   | Food & Non-Alcoholic Bev. | Alcoholic Beverage, Tobacco and Kola | Clothing and Footwear | Housing, Water, Electricity, Gas and Other Fuel | Furnishings & Household Equipment Maintenance | Health | Transport | Communication | Recreation & Culture | Education | Restaurant & Hotels | Miscellaneous Goods & Services | Month-on (%) | Year-on (%) | 12-month average (%) |        |     |
|------|---------|-----------|------------------------------|--|---------------|--------|---------------------------|--------------------------------------|-----------------------|---|---|--------|-----------|---------------|----------------------|-----------|---------------------|--------------------------------|--------------|-------------|----------------------|--------|-----|
|      | Weights | 1000.00   | 513.10                       | 405.55                                 | 132.88        | 507.06 | 518.00                    | 10.87                                | 76.50                 | 167.34  | 50.30   | 30.04  | 65.08     | 6.80          | 6.87                 | 39.44     | 12.12               | 16.63                          |              |             |                      |        |     |
| 2009 | Jan     | 90.2      | 91.1                         | 92.6                                   |               | 89.5   | 89.5                      | 97.6                                 | 97.0                  | 92.3  | 87.3  | 97.1   | 91.2      | 97.1          | 93.7                 | 88.3      | 99.4                | 93.9                           | 0.5          | 14.0        | 12.0                 | Jan-09 |     |
|      | Feb     | 90.8      | 91.7                         | 92.6                                   |               | 90.2   | 90.2                      | 98.5                                 | 97.0                  | 92.6  | 87.4  | 98.6   | 90.2      | 97.1          | 92.8                 | 88.1      | 100.4               | 94.1                           | 0.7          | 14.6        | 12.6                 | Feb    |     |
|      | Mar     | 91.4      | 92.0                         | 93.1                                   |               | 90.9   | 91.0                      | 98.5                                 | 97.1                  | 92.6  | 87.9  | 99.0   | 91.0      | 97.1          | 92.7                 | 89.9      | 100.2               | 94.9                           | 0.6          | 14.4        | 13.1                 | Mar    |     |
|      | Apr     | 91.9      | 92.5                         | 94.1                                   |               | 91.6   | 91.7                      | 99.1                                 | 97.5                  | 92.9  | 89.6  | 101.1  | 94.4      | 97.1          | 93.4                 | 89.3      | 101.3               | 95.4                           | 0.6          | 13.3        | 13.5                 | Apr    |     |
|      | May     | 93.6      | 94.2                         | 95.4                                   |               | 93.5   | 93.5                      | 99.5                                 | 96.7                  | 94.3  | 88.8  | 99.2   | 96.0      | 97.1          | 94.6                 | 92.3      | 100.2               | 94.5                           | 1.8          | 13.2        | 13.8                 | May    |     |
|      | June    | 95.3      | 95.3                         | 96.6                                   |               | 95.6   | 95.6                      | 99.7                                 | 97.1                  | 96.3  | 89.6  | 100.1  | 94.0      | 97.1          | 95.0                 | 92.6      | 101.1               | 97.8                           | 1.8          | 11.2        | 13.7                 | June   |     |
|      | July    | 97.3      | 96.8                         | 98.4                                   |               | 97.9   | 97.8                      | 101.4                                | 97.9                  | 98.3  | 99.3  | 101.7  | 92.5      | 99.4          | 96.8                 | 93.9      | 98.9                | 98.8                           | 2.1          | 11.1        | 13.4                 | July   |     |
|      | Aug     | 98.4      | 97.3                         | 97.7                                   |               | 98.9   | 98.9                      | 100.2                                | 99.1                  | 98.4  | 100.2   | 101.8  | 93.1      | 101.5         | 98.1                 | 99.4      | 101.2               | 100.0                          | 1.1          | 11.0        | 13.3                 | Aug    |     |
|      | Sep     | 98.9      | 98.1                         | 98.5                                   |               | 99.5   | 99.5                      | 99.3                                 | 99.1                  | 98.7  | 98.7  | 101.6  | 94.9      | 101.2         | 97.6                 | 99.6      | 99.9                | 100.1                          | 0.5          | 10.4        | 13.1                 | Sept   |     |
|      | Oct     | 99.4      | 98.9                         | 99.1                                   |               | 99.9   | 99.9                      | 99.7                                 | 99.6                  | 99.5  | 99.1  | 102.3  | 96.0      | 100.4         | 97.5                 | 97.7      | 99.9                | 99.7                           | 0.5          | 11.6        | 12.8                 | Oct    |     |
|      | Nov     | 100.0     | 100.0                        | 100.0                                  | 100.0         | 100.0  | 100.0                     | 100.0                                | 100.0                 | 100.0   | 100.0   | 100.0  | 100.0     | 100.0         | 100.0                | 100.0     | 100.0               | 100.0                          | 100.0        | 0.7         | 12.4                 | 12.6   | Nov |
|      | Dec     | 102.2     | 101.5                        | 101.9                                  | 101.5         | 102.4  | 102.7                     | 101.9                                | 101.5                 | 100.2   | 101.7   | 101.8  | 101.8     | 100.0         | 101.9                | 101.5     | 102.6               | 101.7                          | 2.2          | 13.9        | 12.5                 | Dec    |     |
| 2010 | Jan     | 103.1     | 102.1                        | 102.6                                  | 101.7         | 103.7  | 103.9                     | 102.3                                | 102.4                 | 100.6   | 103.0   | 103.0  | 103.0     | 99.6          | 103.0                | 103.1     | 106.7               | 103.3                          | 1.0          | 14.4        | 12.6                 | Jan-10 |     |
|      | Feb     | 105.0     | 104.5                        | 105.0                                  | 103.2         | 104.8  | 105.4                     | 102.6                                | 103.4                 | 102.3   | 104.7   | 104.9  | 104.7     | 100.3         | 99.4                 | 106.0     | 106.3               | 105.9                          | 1.9          | 15.6        | 12.7                 | Feb    |     |
|      | Mar     | 104.9     | 104.1                        | 104.6                                  | 103.0         | 105.3  | 105.3                     | 104.3                                | 104.5                 | 102.2   | 105.7   | 105.3  | 104.8     | 100.6         | 103.3                | 105.5     | 105.6               | 104.4                          | -0.1         | 14.8        | 12.8                 | Mar    |     |
|      | Apr     | 105.7     | 104.4                        | 105.1                                  | 103.9         | 106.6  | 106.7                     | 104.8                                | 105.1                 | 102.2   | 103.8   | 104.9  | 106.8     | 100.4         | 103.1                | 105.6     | 109.7               | 106.2                          | 0.8          | 15.0        | 12.9                 | Apr    |     |
|      | May     | 105.7     | 105.2                        | 106.5                                  | 104.9         | 105.7  | 106.2                     | 103.8                                | 105.9                 | 102.1   | 102.6   | 104.8  | 106.3     | 100.2         | 103.3                | 108.6     | 110.1               | 107.2                          | -0.04        | 12.9        | 12.9                 | May    |     |
|      | Jun     | 108.8     | 107.4                        | 108.6                                  | 109.6         | 110.0  | 110.2                     | 108.5                                | 109.1                 | 104.8   | 110.7   | 108.5  | 107.4     | 102.1         | 102.6                | 106.6     | 106.9               | 109.6                          | 2.91         | 14.1        | 13.1                 | June   |     |
|      | Jul     | 109.9     | 107.7                        | 108.8                                  | 109.3         | 111.6  | 112.0                     | 109.6                                | 110.3                 | 105.1   | 109.0   | 110.3  | 107.5     | 102.6         | 103.0                | 105.7     | 105.0               | 110.7                          | 1.08         | 13.0        | 13.3                 | July   |     |
|      | Aug     | 111.9     | 109.3                        | 110.4                                  | 109.3         | 113.8  | 114.1                     | 112.3                                | 112.8                 | 106.2   | 110.3   | 112.3  | 108.6     | 100.6         | 105.0                | 106.0     | 107.3               | 111.2                          | 1.76         | 13.7        | 13.5                 | Aug    |     |
|      | Sep     | 112.4     | 110.7                        | 111.7                                  | 113.6         | 114.0  | 113.5                     | 109.0                                | 112.4                 | 109.9   | 112.1   | 112.0  | 101.8     | 108.4         | 108.4                | 107.1     | 111.7               | 104.6                          | 13.6         | 13.8        | 13.8                 | Sept   |     |
|      | Oct     | 112.7     | 111.9                        | 112.0                                  | 114.1         | 114.0  | 114.1                     | 111.7                                | 112.8                 | 111.0   | 113.2   | 114.8  | 107.1     | 102.9         | 109.6                | 110.1     | 108.5               | 110.6                          | 0.30         | 13.4        | 13.9                 | Oct    |     |
|      | Nov     | 112.8     | 111.7                        | 111.3                                  | 115.1         | 114.4  | 114.3                     | 112.2                                | 112.0                 | 112.6   | 113.1   | 111.1  | 111.7     | 102.0         | 107.8                | 107.7     | 108.2               | 112.8                          | 0.04         | 12.8        | 13.9                 | Nov    |     |
|      | Dec     | 114.2     | 112.6                        | 112.5                                  | 115.4         | 115.4  | 115.5                     | 111.9                                | 113.7                 | 113.2   | 113.2   | 112.7  | 112.9     | 102.4         | 107.8                | 109.1     | 109.6               | 112.1                          | 1.29         | 11.8        | 13.7                 | Dec    |     |
| 2011 | Jan     | 115.6     | 114.5                        | 113.0                                  | 116.0         | 114.3  | 118.7                     | 110.6                                | 114.4                 | 113.9   | 113.5   | 111.3  | 109.2     | 103.6         | 108.3                | 110.2     | 110.5               | 113.2                          | 1.2          | 12.1        | 13.5                 | Jan-11 |     |
|      | Feb     | 116.7     | 115.5                        | 115.5                                  | 124.0         | 117.7  | 117.9                     | 113.4                                | 116.0                 | 114.7   | 115.6   | 114.7  | 117.2     | 104.9         | 106.3                | 110.6     | 112.3               | 114.2                          | 0.96         | 11.1        | 13.2                 | Feb    |     |
|      | Mar     | 118.3     | 117.5                        | 117.5                                  | 119.4         | 118.1  | 118.2                     | 112.7                                | 116.5                 | 116.0   | 115.9   | 117.5  | 115.5     | 105.1         | 107.4                | 111.0     | 112.2               | 112.8                          | 1.37         | 12.8        | 13.0                 | Mar    |     |
|      | Apr     | 117.7     | 117.9                        | 117.9                                  | 119.1         | 119.0  | 118.0                     | 114.5                                | 116.2                 | 121.0   | 115.4   | 117.2  | 114.8     | 105.1         | 107.1                | 111.4     | 113.3               | 114.7                          | -0.54        | 11.3        | 12.7                 | Apr    |     |
|      | May     | 118.7     | 118.9                        | 119.0                                  | 120.6         | 118.5  | 118.5                     | 115.1                                | 118.2                 | 121.2   | 116.6   | 116.6  | 115.7     | 105.7         | 107.4                | 111.9     | 113.8               | 115.6                          | 0.91         | 12.4        | 12.6                 | May    |     |
|      | Jun     | 119.9     | 119.8                        | 119.8                                  | 111.9         | 120.1  | 119.5                     | 114.2                                | 118.0                 | 121.6   | 116.3   | 119.9  | 118.5     | 105.6         | 107.9                | 112.2     | 114.3               | 117.9                          | 0.97         | 10.2        | 12.3                 | Jun    |     |
|      | Jul     | 120.3     | 120.1                        | 119.9                                  | 112.6         | 120.4  | 120.2                     | 112.4                                | 117.7                 | 122.5   | 117.6   | 118.3  | 120.7     | 106.2         | 111.1                | 112.6     | 115.0               | 119.8                          | 0.32         | 9.4         | 12.0                 | Jul    |     |
|      | Aug     | 122.3     | 121.2                        | 121.1                                  | 116.0         | 123.7  | 123.4                     | 116.4                                | 118.7                 | 124.5   | 124.0   | 120.4  | 121.9     | 106.4         | 109.5                | 112.9     | 115.1               | 121.5                          | 1.67         | 9.3         | 11.6                 | Aug    |     |
|      | Sep     | 124.0     | 123.5                        | 122.7                                  | 117.6         | 124.8  | 124.2                     | 116.2                                | 119.9                 | 126.1   | 119.2   | 122.3  | 122.3     | 106.2         | 109.8                | 113.8     | 115.7               | 121.6                          | 1.41         | 10.3        | 11.4                 | Sept   |     |
|      | Oct     | 124.6     | 124.8                        | 124.0                                  | 117.0         | 125.0  | 124.3                     | 117.6                                | 120.6                 | 128.5   | 119.5   | 121.8  | 122.2     | 106.6         | 117.0                | 114.0     | 116.6               | 122.0                          | 0.49         | 10.5        | 11.1                 | Oct    |     |
|      | Nov     | 124.7     | 124.6                        | 123.5                                  | 124.2         | 125.4  | 125.1                     | 118.9                                | 121.9                 | 128.1   | 120.2   | 122.7  | 123.3     | 107.1         | 115.7                | 114.2     | 116.9               | 125.5                          | 0.04         | 10.5        | 11.0                 | Nov    |     |
|      | Dec     | 126.0     | 124.8                        | 123.6                                  | 125.3         | 128.1  | 127.8                     | 119.0                                | 122.3                 | 131.9   | 119.9   | 122.8  | 128.7     | 106.5         | 113.3                | 114.6     | 118.9               | 122.7                          | 1.06         | 10.3        | 10.8                 | Dec    |     |
| 2012 | Jan     | 130.2     | 129.1                        | 129.2                                  | 121.6         | 129.3  | 130.8                     | 123.2                                | 121.1                 | 131.8   | 120.6   | 122.7  | 127.8     | 108.7         | 114.5                | 115.0     | 120.0               | 125.9                          | 3.3          | 12.6        | 10.9                 | Jan-12 |     |
|      | Feb     | 130.5     | 129.3                        | 129.4                                  | 121.6         | 129.1  | 129.1                     | 123.2                                | 121.1                 | 131.8   | 120.6   | 122.7  | 127.9     | 108.7         | 114.5                | 115.1     | 120.0               | 125.9                          | 0.28         | 11.9        | 11.0                 | Feb    |     |
|      | Mar     | 132.6     | 135.1                        | 134.5                                  | 129.9         | 132.1  | 131.9                     | 120.6                                | 133.7                 | 139.7   | 130.2   | 129.7  | 134.4     | 113.4         | 116.7                | 125.6     | 121.4               | 131.6                          | 1.59         | 12.1        | 10.9                 | Mar    |     |
|      | Apr     | 132.8     | 135.2                        | 134.7                                  | 131.3         | 132.3  | 132.1                     | 121.3                                | 134.1                 | 139.5   | 130.7   | 130.1  | 134.6     | 114.0         | 117.6                | 125.0     | 121.9               | 132.0                          | 0.13         | 12.9        | 11.1                 | Apr    |     |
|      | May     | 133.8     | 136.7                        | 136.3                                  | 132.5         | 133.9  | 133.7                     | 122.0                                | 134.7                 | 139.7   | 131.1   | 130.8  | 135.1     | 114.4         | 118.4                | 125.5     | 122.6               | 132.6                          | 0.75         | 12.7        | 11.1                 | May    |     |
|      | Jun     | 135.3     | 138.0                        | 136.2                                  | 132.6         | 134.5  | 134.3                     | 122.5                                | 134.8                 | 146.5   | 131.3   | 131.1  | 135.5     | 114.8         | 118.5                | 125.7     | 123.1               | 132.9                          | 1.15         | 12.9        | 11.3                 | Jun    |     |
|      | Jul     | 135.7     | 138.1                        | 136.5                                  | 132.9         | 135.0  | 134.7                     | 122.8                                | 134.9                 | 146.7   | 131.3   | 131.3  | 135.8     | 114.9         | 118.9                | 125.9     | 123.4               | 133.1                          | 0.24         | 12.8        | 11.6                 | Jul    |     |
|      | Aug     | 136.6     | 139.0                        | 137.1                                  | 134.2         | 135.9  | 135.7                     | 123.3                                | 135.6                 | 147.8   | 132.0   | 132.0  | 136.6     | 115.2         | 119.4                | 126.4     | 124.4               | 133.7                          | 0.67         | 11.7        | 11.8                 | Aug    |     |
|      | Sep     | 138.0     | 139.7                        | 137.7                                  | 134.2         | 137.5  | 137.2                     | 123.8                                | 136.5                 | 150.1   | 132.9   | 132.4  | 137.3     | 115.6         | 120.6                | 126.7     | 125.0               | 134.4                          | 1.01         | 11.3        | 11.9                 | Sept   |     |
|      | Oct     | 139.2     | 140.3                        | 138.1                                  | 135.3         | 138.8  | 138.6                     | 124.5                                | 137.5                 | 151.5   | 133.5   | 133.1  | 138.5     | 116.0         | 121.4                | 128.1     | 125.4               | 135.3                          | 0.88         | 11.7        | 11.9                 | Oct    |     |
|      | Nov     | 140.0     | 140.9                        | 138.7                                  | 136.2         | 139.8  | 139.6                     | 125.3                                | 138.2                 | 152.3   | 134.1   | 133.5  | 138.9     | 116.2         | 121.8                | 128.8     | 125.7               | 135.6                          | 0.60         | 12.3        | 12.1                 | Nov    |     |
|      | Dec     | 141.1     | 141.8                        | 139.6                                  | 137.6         | 141.2  | 140.9                     | 126.1                                | 139.1                 | 153.2   | 134.4   | 133.9  | 140.2     | 116.3         | 122.1                | 129.1     | 126.1               | 136.0                          | 0.75         | 12.0        | 12.2                 | Dec    |     |
| 2013 | Jan     | 141.9     | 143.8                        | 140.3                                  | 138.7         | 142.3  | 142.0                     | 127.1                                | 140.1                 | 153.8   | 135.4   | 134.3  | 140.6     | 116.4         | 122.2                | 129.3     | 126.4               | 136.3                          | 0.62         | 9.0         | 11.9                 | Jan-13 |     |
|      | Feb     | 143.0     | 143.8                        | 140.5                                  | 139.1         | 143.3  | 143.0                     | 128.1                                | 141.3                 | 155.2   | 136.4   | 135.5  | 141.9     | 116.9         | 123.3                | 130.2     | 127.5               | 137.4                          | 0.75         | 9.5         | 11.7                 | Feb    |     |
|      | Mar     | 144.0     | 144.8                        | 142.9</                                |               |        |                           |                                      |                       |   |   |        |           |               |                      |           |                     |                                |              |             |                      |        |     |

|      |           |       |       |       |       |       |       |       |       |       |       |       |       |         |       |       |       |       |     |       |      |           |
|------|-----------|-------|-------|-------|-------|-------|-------|-------|-------|-------|-------|-------|-------|---------|-------|-------|-------|-------|-----|-------|------|-----------|
| 2015 | Jan       | 165.8 | 163.7 | 161.4 | 160.8 | 169.8 | 169.4 | 145.7 | 162.7 | 172.9 | 156.9 | 154.7 | 160.8 | 125.6   | 140.6 | 148.1 | 145.8 | 157.4 | 0.8 | 8.2   | 8.1  | Jan-15    |
|      | Feb       | 166.9 | 164.8 | 162.5 | 162.3 | 171.1 | 170.6 | 146.7 | 163.8 | 173.9 | 158.0 | 155.9 | 161.7 | 126.1   | 141.3 | 149.0 | 146.9 | 158.4 | 0.7 | 8.4   | 8.1  | Feb       |
|      | Mar       | 168.4 | 166.2 | 163.9 | 163.6 | 172.8 | 172.4 | 147.9 | 165.2 | 175.1 | 159.5 | 157.4 | 163.1 | 126.3   | 142.0 | 150.3 | 148.0 | 159.9 | 0.9 | 8.5   | 8.2  | Mar       |
|      | Apr       | 169.7 | 167.2 | 164.9 | 165.0 | 174.4 | 173.9 | 148.9 | 166.1 | 176.2 | 160.3 | 158.3 | 164.5 | 126.5   | 142.6 | 151.0 | 148.9 | 160.8 | 0.8 | 8.7   | 8.2  | Apr       |
|      | May       | 171.6 | 169.2 | 166.7 | 166.9 | 176.3 | 175.8 | 150.5 | 168.1 | 178.2 | 161.9 | 160.2 | 166.5 | 126.9   | 143.7 | 152.7 | 150.4 | 162.6 | 1.1 | 9.0   | 8.3  | May       |
|      | Jun       | 173.2 | 170.6 | 167.9 | 168.5 | 178.1 | 177.6 | 151.7 | 169.5 | 179.5 | 162.9 | 161.0 | 168.3 | 127.3   | 145.0 | 154.0 | 151.8 | 164.3 | 0.9 | 9.2   | 8.4  | Jun       |
|      | Jul       | 174.4 | 171.6 | 168.9 | 170.0 | 179.5 | 179.0 | 152.8 | 170.7 | 180.6 | 163.6 | 162.0 | 169.6 | 127.6   | 146.0 | 154.9 | 152.6 | 165.3 | 0.7 | 9.2   | 8.5  | Jul       |
|      | Aug       | 175.4 | 172.7 | 169.8 | 171.4 | 180.6 | 180.1 | 153.5 | 171.6 | 181.6 | 164.4 | 162.8 | 170.2 | 127.9   | 146.3 | 156.4 | 153.4 | 166.3 | 0.6 | 9.3   | 8.6  | Aug       |
|      | Sep       | 176.5 | 173.7 | 170.8 | 172.8 | 181.8 | 181.3 | 154.6 | 172.6 | 182.6 | 165.4 | 163.7 | 171.2 | 128.1   | 146.9 | 157.8 | 154.3 | 166.9 | 0.6 | 9.4   | 8.7  | Sep       |
|      | Oct       | 177.2 | 174.4 | 171.5 | 173.7 | 182.6 | 182.1 | 155.3 | 173.5 | 183.0 | 165.7 | 164.1 | 172.1 | 128.4   | 147.5 | 159.0 | 154.8 | 167.5 | 0.4 | 9.3   | 8.8  | Oct       |
|      | Nov       | 178.4 | 175.3 | 172.4 | 175.1 | 184.1 | 183.5 | 156.2 | 174.7 | 183.7 | 166.2 | 164.6 | 174.0 | 128.7   | 148.2 | 159.9 | 155.4 | 168.4 | 0.7 | 9.4   | 8.9  | Nov       |
|      | Dec       | 180.1 | 176.7 | 173.8 | 177.1 | 186.2 | 185.6 | 157.8 | 177.1 | 184.6 | 167.2 | 165.8 | 176.1 | 129.3   | 149.4 | 160.8 | 157.2 | 170.3 | 1.0 | 9.55  | 9.0  | Dec       |
| 2016 | Jan       | 181.7 | 178.2 | 175.2 | 178.9 | 187.9 | 187.3 | 159.3 | 178.6 | 185.7 | 168.1 | 167.2 | 177.9 | 129.8   | 150.4 | 162.9 | 158.9 | 171.9 | 0.9 | 9.62  | 9.1  | Jan-16    |
|      | Feb       | 185.9 | 183.0 | 177.9 | 183.7 | 190.5 | 189.9 | 161.4 | 181.1 | 198.1 | 170.6 | 169.3 | 180.4 | 130.7   | 151.7 | 167.1 | 160.0 | 173.5 | 2.3 | 11.38 | 9.4  | Feb       |
|      | Mar       | 189.9 | 186.4 | 180.8 | 188.4 | 194.9 | 194.2 | 164.1 | 185.1 | 203.0 | 174.0 | 171.4 | 184.5 | 131.6   | 153.4 | 169.7 | 160.9 | 176.3 | 2.2 | 12.77 | 9.8  | Mar       |
|      | Apr       | 193.0 | 189.5 | 182.7 | 192.0 | 197.4 | 196.7 | 165.5 | 187.3 | 209.7 | 175.7 | 172.6 | 187.5 | 132.3   | 155.0 | 172.0 | 161.6 | 177.8 | 1.6 | 13.72 | 10.2 | Apr       |
|      | May       | 198.3 | 194.7 | 187.3 | 197.9 | 202.5 | 201.7 | 169.7 | 191.7 | 217.4 | 180.3 | 176.4 | 192.5 | 133.2   | 158.4 | 176.8 | 165.3 | 183.3 | 2.8 | 15.58 | 10.7 | May       |
|      | Jun       | 201.7 | 198.3 | 190.3 | 202.3 | 205.4 | 204.6 | 172.8 | 195.8 | 223.0 | 183.1 | 178.7 | 196.7 | 134.0   | 159.2 | 179.2 | 166.9 | 185.0 | 1.7 | 16.48 | 11.4 | Jun       |
|      | Jul       | 204.2 | 200.7 | 192.0 | 204.7 | 207.9 | 207.1 | 174.7 | 198.1 | 226.9 | 183.8 | 179.8 | 199.3 | 134.5   | 160.1 | 182.3 | 168.0 | 186.4 | 1.3 | 17.13 | 12.0 | Jul       |
|      | Aug       | 206.3 | 202.4 | 193.4 | 206.8 | 210.3 | 209.5 | 176.2 | 200.2 | 228.8 | 184.9 | 180.6 | 200.8 | 134.9   | 160.9 | 185.3 | 168.3 | 187.2 | 1.0 | 17.61 | 12.7 | Aug       |
|      | Sep       | 208.0 | 204.3 | 195.0 | 208.7 | 212.0 | 211.1 | 177.6 | 202.3 | 230.6 | 186.0 | 181.5 | 202.1 | 135.3   | 161.8 | 188.4 | 168.8 | 188.1 | 0.8 | 17.85 | 13.5 | Sep       |
|      | Oct       | 209.7 | 205.9 | 196.5 | 210.5 | 213.8 | 212.9 | 178.9 | 204.4 | 232.3 | 187.3 | 182.5 | 203.4 | 135.7   | 162.6 | 191.3 | 169.3 | 189.1 | 0.8 | 18.33 | 14.2 | Oct       |
|      | Nov       | 211.3 | 207.3 | 198.1 | 212.3 | 215.7 | 214.8 | 180.0 | 206.5 | 233.7 | 188.6 | 183.4 | 204.7 | 136.0   | 163.5 | 193.4 | 169.8 | 190.1 | 0.8 | 18.48 | 15.0 | Nov       |
|      | Dec       | 213.6 | 208.6 | 199.3 | 214.4 | 218.6 | 217.6 | 181.2 | 208.6 | 234.9 | 190.0 | 184.5 | 206.5 | 136.2   | 164.5 | 195.5 | 171.2 | 191.9 | 1.1 | 18.55 | 15.7 | Dec       |
| 2017 | Jan       | 215.7 | 210.0 | 200.6 | 216.4 | 221.4 | 220.4 | 182.2 | 210.5 | 236.2 | 191.5 | 185.6 | 208.5 | 136.4   | 165.4 | 197.2 | 172.2 | 193.2 | 1.0 | 18.72 | 16.4 | Jan-17    |
|      | Feb       | 218.9 | 212.3 | 202.8 | 219.4 | 225.8 | 224.8 | 183.4 | 212.7 | 238.6 | 193.3 | 187.1 | 210.6 | 136.8   | 166.8 | 199.1 | 173.1 | 194.1 | 1.5 | 17.78 | 17.0 | Feb       |
|      | Mar       | 222.7 | 215.1 | 205.4 | 222.6 | 230.8 | 229.7 | 185.0 | 215.9 | 241.2 | 195.8 | 189.0 | 213.0 | 137.2   | 169.2 | 201.2 | 174.7 | 196.6 | 1.7 | 17.26 | 17.3 | Mar       |
|      | Apr       | 226.3 | 217.5 | 207.8 | 224.5 | 235.5 | 234.4 | 186.7 | 219.3 | 243.3 | 198.3 | 191.0 | 215.4 | 137.5   | 171.6 | 203.3 | 176.3 | 199.4 | 1.6 | 17.24 | 17.6 | Apr       |
|      | May       | 230.5 | 220.0 | 210.1 | 227.5 | 241.5 | 240.3 | 188.4 | 223.0 | 245.5 | 200.7 | 193.1 | 218.1 | 138.0   | 173.9 | 205.5 | 178.2 | 201.8 | 1.9 | 16.25 | 17.6 | May       |
|      | Jun       | 234.2 | 223.0 | 213.2 | 231.0 | 246.3 | 245.1 | 189.9 | 226.6 | 247.3 | 203.7 | 195.6 | 220.8 | 138.4   | 175.1 | 208.0 | 180.3 | 204.1 | 1.6 | 16.10 | 17.6 | Jun       |
|      | Jul       | 237.0 | 225.2 | 215.7 | 233.6 | 250.0 | 248.9 | 191.3 | 229.3 | 248.5 | 206.4 | 198.3 | 222.7 | 138.6   | 176.1 | 209.6 | 182.7 | 205.9 | 1.2 | 16.05 | 17.5 | Jul       |
|      | Aug       | 239.3 | 227.3 | 218.0 | 236.6 | 252.9 | 251.7 | 192.5 | 232.0 | 249.7 | 208.9 | 200.2 | 224.6 | 138.9   | 177.1 | 211.0 | 184.3 | 207.6 | 1.0 | 16.01 | 17.3 | Aug       |
|      | Sep       | 241.2 | 229.1 | 219.8 | 239.7 | 255.1 | 253.9 | 193.5 | 234.3 | 250.9 | 211.0 | 201.6 | 226.4 | 139.1   | 178.1 | 212.3 | 185.4 | 209.2 | 0.8 | 15.98 | 17.2 | Sep       |
|      | Oct       | 243.0 | 230.9 | 221.5 | 242.8 | 257.2 | 256.0 | 194.6 | 236.3 | 252.1 | 212.8 | 202.9 | 228.2 | 139.4   | 179.1 | 213.9 | 186.6 | 210.7 | 0.8 | 15.91 | 17.0 | Oct       |
|      | Nov       | 244.9 | 232.6 | 223.3 | 245.8 | 259.5 | 258.3 | 195.7 | 238.3 | 253.3 | 214.6 | 204.3 | 230.0 | 140.1   | 179.9 | 215.5 | 187.8 | 212.3 | 0.8 | 15.90 | 16.8 | Nov       |
|      | Dec       | 246.4 | 233.8 | 224.4 | 248.5 | 261.0 | 259.8 | 196.8 | 239.8 | 254.4 | 216.0 | 205.3 | 232.0 | 140.9   | 180.9 | 216.9 | 189.1 | 213.9 | 0.6 | 15.37 | 16.5 | Dec       |
| 2018 | Jan       | 248.4 | 235.4 | 226.1 | 251.5 | 263.3 | 262.1 | 198.1 | 241.5 | 255.9 | 217.7 | 207.0 | 234.3 | 141.7   | 182.1 | 218.7 | 190.8 | 215.7 | 0.8 | 15.13 | 16.2 | Jan-18    |
|      | Feb       | 250.3 | 237.2 | 227.8 | 254.7 | 265.5 | 264.3 | 199.7 | 243.4 | 257.5 | 219.4 | 208.6 | 236.4 | 142.6   | 183.3 | 220.3 | 192.3 | 217.5 | 0.8 | 14.33 | 15.9 | Feb       |
|      | Mar       | 252.4 | 239.2 | 229.7 | 257.9 | 267.9 | 266.6 | 201.3 | 245.3 | 259.2 | 221.1 | 210.3 | 238.4 | 143.4   | 184.6 | 222.1 | 193.9 | 219.2 | 0.8 | 13.34 | 15.6 | Mar       |
|      | Apr       | 254.5 | 241.3 | 231.9 | 260.9 | 270.4 | 269.1 | 202.8 | 247.3 | 260.9 | 222.8 | 212.1 | 240.4 | 144.2   | 186.0 | 223.9 | 195.3 | 221.1 | 0.8 | 12.48 | 15.2 | Apr       |
|      | May       | 257.3 | 243.6 | 234.5 | 264.0 | 273.9 | 272.6 | 204.4 | 249.3 | 262.8 | 224.6 | 214.0 | 242.6 | 145.0   | 187.6 | 226.0 | 196.9 | 223.1 | 1.1 | 11.61 | 14.8 | May       |
|      | June      | 260.5 | 246.1 | 237.1 | 267.3 | 278.2 | 276.9 | 206.3 | 251.5 | 264.7 | 226.5 | 216.0 | 244.8 | 145.9   | 189.1 | 228.2 | 198.6 | 225.1 | 1.2 | 11.23 | 14.4 | June      |
|      | July      | 263.4 | 248.1 | 239.0 | 269.1 | 282.2 | 280.8 | 208.1 | 253.6 | 266.6 | 228.4 | 218.1 | 247.0 | 146.8   | 190.7 | 230.3 | 200.3 | 227.1 | 1.1 | 11.14 | 13.9 | July      |
|      | August    | 266.2 | 250.1 | 241.1 | 273.8 | 286.2 | 284.7 | 209.8 | 255.7 | 267.8 | 229.9 | 219.5 | 248.5 | 147.6   | 191.8 | 231.7 | 201.6 | 228.4 | 1.0 | 11.23 | 13.5 | August    |
|      | September | 268.4 | 251.7 | 242.8 | 277.2 | 289.0 | 287.6 | 211.5 | 257.8 | 269.2 | 231.7 | 221.0 | 250.1 | 148.6   | 192.9 | 233.3 | 202.8 | 228.8 | 0.8 | 11.28 | 13.2 | September |
|      | October   | 270.4 | 253.7 | 244.8 | 280.6 | 291.4 | 289.9 | 213.3 | 259.9 | 270.4 | 233.5 | 222.6 | 251.8 | 149.5   | 194.1 | 234.9 | 204.2 | 231.3 | 0.7 | 11.26 | 12.8 | October   |
|      | November  | 272.6 | 255.4 | 246.6 | 284.0 | 294.0 | 292.5 | 215.2 | 262.1 | 271.9 | 235.4 | 224.2 | 253.6 | 150.5   | 195.3 | 236.5 | 205.6 | 232.8 | 0.8 | 11.28 | 12.4 | November  |
|      | December  | 274.6 | 256.7 | 247.8 | 287.5 | 296.4 | 294.9 | 216.9 | 264.1 | 273.3 | 237.1 | 225.8 | 255.4 | 151.4   | 196.7 | 238.2 | 207.0 | 234.4 | 0.7 | 11.44 | 12.1 | December  |
| 2019 | January   | 276.6 | 258.8 | 250.1 | 290.9 | 298.9 | 297.3 | 218.6 | 266.0 | 274.7 | 238.8 | 227.3 | 257.3 | 152.3   | 197.9 | 239.9 | 208.3 | 236.0 | 0.7 | 11.37 | 11.8 | January   |
|      | February  | 278.6 | 260.4 | 251.8 | 294.5 | 301.3 | 299.8 | 220.3 | 267.9 | 276.1 | 240.4 | 228.8 | 259.0 | 153.2   | 199.1 | 241.6 | 209.7 | 237.6 | 0.7 | 11.31 | 11.6 | February  |
|      | March     | 280.8 | 261.8 | 253.3 | 298.1 | 303.9 | 302.4 | 222.0 | 269.8 | 277.9 | 242.1 | 230.5 | 260.8 | 154.2   | 200.4 | 243.1 | 211.0 | 239.1 | 0.8 | 11.25 | 11.4 | March     |
|      | April     | 283.5 | 263.7 | 255.0 | 301.8 | 307.4 | 305.8 | 223.8 | 271.9 | 279.8 | 243.8 | 232.4 | 262.6 | 155.1   | 201.7 | 244.8 | 212.3 | 240.7 | 0.9 | 11.37 | 11.3 | April     |
|      | May       | 286.6 | 265.6 | 257.1 | 305.5 | 311.7 | 310.1 | 225.7 | 274.1 | 281.8 | 245.7 | 234.2 | 264.6 | 156.2   | 203.1 | 246.5 | 213.6 | 242.5 | 1.1 | 11.40 | 11.3 | May       |
|      | June      | 289.7 | 267.9 | 259.2 | 309.4 | 316.0 | 314.3 | 227.5 | 276.3 | 283.6 | 247.4 | 236.1 | 266.5 | 157.2   | 204.4 | 248.4 | 215.0 | 244.3 | 1.1 | 11.22 | 11.3 | June      |
|      | July      | 292.6 | 270.0 | 261.5 | 313.2 | 319.9 | 318.2 | 229.2 | 278.5 | 285.5 | 249.3 | 237.8 | 268.5 | 158.1   | 205.6 | 250.0 | 216.5 | 246.2 | 1.0 | 11.08 | 11.3 | July      |
|      | August    | 295.5 | 271.8 | 263.4 | 317.2 | 323.9 | 322.1 | 230.9 | 280.7 | 287.3 | 251.0 | 239.5 | 270.5 | 159.2   | 206.9 | 251.7 | 217.9 | 247.9 | 1.0 | 11.02 | 11.3 | August    |
|      | September | 298.6 | 274.2 | 265.7 | 321.2 | 328.1 | 326.2 | 232.7 | 283.0 | 289.2 | 252.9 | 241.4 | 272.6 | 160.2</ |       |       |       |       |     |       |      |           |

**Table 3 Urban Consumer Price Index (Base November 2009 = 100)**

|         |      | All Items | All Items less Farm Produce. | All Items less Farm Produce, and Energy | Imported Food | Food   | Food & Non Alcoholic Bev. | Alcoholic Beverage: Tobacco and Kola | Clothing and Footwear | Housing Water, Electricity Gas and Other Fuel | Furnishings & Household Equipment Maintenance | Health | Transport | Communication | Recreation & Culture. | Education | Restaurant & Hotels | Miscellaneous Goods & Services | Month-on (%) | Year-on (%) | 12-month average (%) |        |     |
|---------|------|-----------|------------------------------|---|---------------|--------|---------------------------|--------------------------------------|-----------------------|---|---|--------|-----------|---------------|-----------------------|-----------|---------------------|--------------------------------|--------------|-------------|----------------------|--------|-----|
| Weights |      | 1000.00   | 552.64                       | 418.67                                  | 155.45        | 476.88 | 490.59                    | 11.19                                | 65.50                 | 191.51  | 49.81   | 27.40  | 74.54     | 10.14         | 7.14                  | 40.05     | 14.49               | 17.65                          |              |             |                      |        |     |
| 2009    | Jan  | 92.8      | 96.6                         | 97.8                                    |               | 90.5   | 90.5                      | 97.6                                 | 97.8                  | 96.4  | 96.3  | 96.3   | 94.0      | 99.3          | 97.8                  | 92.3      | 102.0               | 96.0                           | 0.0          | 10.4        | 11.8                 | 09-Jan |     |
|         | Feb  | 93.6      | 96.3                         | 97.6                                    |               | 92.0   | 92.0                      | 98.6                                 | 98.2                  | 95.5  | 96.2  | 98.1   | 93.0      | 99.3          | 97.8                  | 90.9      | 103.2               | 95.2                           | 0.8          | 9.8         | 11.6                 | Feb    |     |
|         | Mar  | 93.9      | 96.5                         | 98.0                                    |               | 92.4   | 92.4                      | 98.8                                 | 97.9                  | 95.5  | 96.5  | 98.3   | 94.1      | 99.3          | 96.7                  | 93.0      | 104.1               | 95.1                           | 0.4          | 9.9         | 11.5                 | Mar    |     |
|         | Apr  | 94.3      | 97.4                         | 98.8                                    |               | 92.5   | 92.6                      | 99.9                                 | 98.6                  | 96.4  | 98.0  | 99.6   | 95.7      | 99.3          | 97.8                  | 89.7      | 104.4               | 95.6                           | 0.5          | 8.6         | 11.3                 | Apr    |     |
|         | May  | 95.7      | 98.2                         | 98.7                                    |               | 94.1   | 94.1                      | 100.1                                | 96.9                  | 98.1  | 96.2  | 97.9   | 97.1      | 99.3          | 98.9                  | 96.3      | 104.2               | 98.2                           | 1.4          | 9.5         | 11.2                 | May    |     |
|         | June | 97.2      | 98.8                         | 99.7                                    |               | 96.3   | 96.3                      | 100.6                                | 97.0                  | 98.5  | 97.4  | 99.3   | 96.7      | 99.3          | 99.9                  | 96.7      | 106.2               | 98.1                           | 1.6          | 9.2         | 11.0                 | June   |     |
|         | July | 98.9      | 99.5                         | 100.3                                   |               | 98.4   | 98.4                      | 102.1                                | 99.9                  | 100.2   | 98.8  | 100.9  | 95.7      | 100.8         | 100.1                 | 97.6      | 100.1               | 98.5                           | 1.7          | 9.3         | 10.7                 | July   |     |
|         | Aug  | 99.6      | 99.7                         | 99.4                                    |               | 99.3   | 99.3                      | 100.7                                | 99.9                  | 100.6   | 99.7  | 100.3  | 95.1      | 102.1         | 101.2                 | 97.4      | 105.2               | 99.9                           | 0.7          | 8.4         | 10.4                 | Aug    |     |
|         | Sep  | 99.8      | 99.5                         | 99.2                                    |               | 99.8   | 99.8                      | 99.8                                 | 99.7                  | 100.3   | 101.1   | 98.8   | 96.0      | 101.5         | 100.5                 | 99.5      | 99.7                | 100.8                          | 0.2          | 8.1         | 10.0                 | Sept   |     |
|         | Oct  | 99.8      | 99.9                         | 99.3                                    |               | 99.6   | 99.6                      | 99.8                                 | 100.3                 | 100.8   | 100.9   | 99.9   | 96.8      | 100.9         | 100.1                 | 98.9      | 98.0                | 100.7                          | 0.0          | 8.3         | 9.5                  | Oct    |     |
|         | Nov  | 100.0     | 100.0                        | 100.0                                   | 100.0         | 100.0  | 100.0                     | 100.0                                | 100.0                 | 100.0   | 100.0   | 100.0  | 100.0     | 100.0         | 100.0                 | 100.0     | 100.0               | 100.0                          | 100.0        | 0.2         | 8.8                  | 9.3    | Nov |
|         | Dec  | 101.4     | 101.3                        | 101.8                                   | 100.5         | 101.6  | 101.7                     | 99.9                                 | 100.9                 | 101.4   | 100.8   | 101.6  | 102.0     | 99.2          | 104.2                 | 100.7     | 103.2               | 101.6                          | 1.4          | 9.3         | 9.1                  | Dec    |     |
| 2010    | Jan  | 102.6     | 102.5                        | 102.7                                   | 101.1         | 102.8  | 102.7                     | 100.7                                | 103.1                 | 102.6   | 101.9   | 102.4  | 103.5     | 99.7          | 105.8                 | 102.5     | 103.8               | 102.8                          | 1.2          | 10.5        | 9.1                  | 10-Jan |     |
|         | Feb  | 104.4     | 105.4                        | 105.4                                   | 103.1         | 102.9  | 103.6                     | 101.6                                | 103.6                 | 104.4   | 103.6   | 105.4  | 103.9     | 100.1         | 99.4                  | 108.0     | 106.7               | 106.3                          | 1.8          | 11.6        | 9.3                  | Feb    |     |
|         | Mar  | 106.0     | 105.7                        | 105.9                                   | 103.5         | 106.1  | 105.9                     | 103.8                                | 105.9                 | 104.8   | 106.1   | 106.8  | 108.1     | 100.9         | 107.1                 | 106.8     | 107.5               | 106.1                          | 1.5          | 12.9        | 9.6                  | Mar    |     |
|         | Apr  | 105.9     | 105.4                        | 105.6                                   | 103.4         | 106.3  | 106.1                     | 103.9                                | 106.0                 | 103.9   | 105.5   | 106.9  | 106.7     | 100.8         | 108.3                 | 106.6     | 111.5               | 107.0                          | -0.1         | 12.2        | 9.9                  | Apr    |     |
|         | May  | 103.8     | 103.7                        | 104.9                                   | 104.5         | 103.8  | 104.7                     | 102.0                                | 104.7                 | 99.2  | 103.0   | 104.1  | 105.9     | 101.2         | 105.0                 | 105.7     | 109.3               | 104.8                          | -1.9         | 8.5         | 9.8                  | May    |     |
|         | Jun  | 107.7     | 107.0                        | 108.0                                   | 110.0         | 108.5  | 108.6                     | 106.8                                | 108.7                 | 105.2   | 108.7   | 107.9  | 106.2     | 103.4         | 104.0                 | 106.8     | 108.6               | 109.3                          | 3.7          | 10.8        | 9.9                  | June   |     |
|         | Jul  | 109.1     | 107.9                        | 108.4                                   | 109.1         | 110.4  | 110.6                     | 109.2                                | 110.4                 | 103.9   | 108.4   | 111.6  | 109.3     | 104.0         | 102.8                 | 106.7     | 106.4               | 110.6                          | 1.3          | 10.3        | 10.0                 | July   |     |
|         | Aug  | 110.5     | 109.0                        | 109.9                                   | 111.0         | 112.8  | 112.9                     | 110.0                                | 112.1                 | 103.0   | 110.7   | 113.0  | 110.0     | 100.9         | 106.4                 | 108.1     | 111.6               | 111.7                          | 1.3          | 10.9        | 10.2                 | Aug    |     |
|         | Sep  | 110.6     | 109.4                        | 110.5                                   | 113.0         | 112.6  | 112.4                     | 106.6                                | 112.4                 | 106.0   | 110.5   | 110.0  | 112.2     | 101.4         | 110.1                 | 107.6     | 107.3               | 109.2                          | 0.1          | 10.9        | 10.4                 | Sept   |     |
|         | Oct  | 111.2     | 110.0                        | 110.1                                   | 114.3         | 113.5  | 113.5                     | 109.6                                | 111.6                 | 110.7   | 109.4   | 110.8  | 105.8     | 101.4         | 109.0                 | 108.4     | 106.0               | 110.8                          | 0.5          | 11.5        | 10.7                 | Oct    |     |
|         | Nov  | 111.7     | 111.3                        | 111.1                                   | 113.4         | 112.8  | 112.8                     | 110.0                                | 112.2                 | 111.0   | 111.1   | 111.8  | 110.4     | 101.1         | 109.7                 | 107.9     | 107.8               | 113.1                          | 0.5          | 11.7        | 10.9                 | Nov    |     |
|         | Dec  | 112.2     | 111.2                        | 111.0                                   | 113.5         | 113.4  | 113.4                     | 109.7                                | 113.8                 | 111.8   | 111.5   | 112.9  | 111.7     | 100.8         | 109.2                 | 109.3     | 111.3               | 112.7                          | 0.4          | 10.7        | 11.0                 | Dec    |     |
| 2011    | Jan  | 110.7     | 108.5                        | 106.0                                   | 67.2          | 111.7  | 116.5                     | 107.8                                | 114.9                 | 110.8   | 112.4   | 111.6  | 108.3     | 105.8         | 108.1                 | 111.2     | 113.2               | 111.6                          | -1.4         | 7.9         | 10.8                 | 11-Jan |     |
|         | Feb  | 114.2     | 114.1                        | 114.4                                   | 117.6         | 115.5  | 115.2                     | 110.2                                | 115.1                 | 115.5   | 114.4   | 118.6  | 111.6     | 101.9         | 103.7                 | 111.7     | 114.9               | 114.6                          | 3.2          | 9.4         | 10.6                 | Feb    |     |
|         | Mar  | 115.0     | 114.9                        | 114.2                                   | 118.0         | 116.0  | 116.3                     | 109.8                                | 115.7                 | 118.2   | 115.1   | 120.5  | 111.9     | 101.8         | 105.1                 | 111.6     | 115.9               | 113.8                          | 0.7          | 8.5         | 10.3                 | Mar    |     |
|         | Apr  | 115.5     | 116.3                        | 116.1                                   | 114.9         | 116.4  | 115.5                     | 112.3                                | 116.3                 | 116.1   | 114.8   | 117.8  | 112.2     | 102.5         | 106.1                 | 111.6     | 115.1               | 115.5                          | 0.5          | 9.1         | 10.0                 | Apr    |     |
|         | May  | 115.8     | 116.8                        | 116.7                                   | 116.0         | 116.7  | 116.2                     | 112.9                                | 117.2                 | 116.0   | 116.4   | 120.1  | 116.2     | 102.8         | 105.6                 | 111.7     | 115.9               | 114.7                          | 0.2          | 11.5        | 10.2                 | May    |     |
|         | Jun  | 116.6     | 116.6                        | 116.3                                   | 112.4         | 118.0  | 117.2                     | 112.1                                | 117.2                 | 116.3   | 115.4   | 121.1  | 116.5     | 102.0         | 106.5                 | 111.7     | 116.8               | 114.7                          | 0.7          | 8.3         | 10.0                 | Jun    |     |
|         | Jul  | 116.3     | 116.8                        | 115.6                                   | 111.8         | 118.0  | 117.6                     | 112.2                                | 117.4                 | 118.3   | 116.7   | 118.8  | 119.0     | 103.4         | 104.9                 | 112.5     | 117.3               | 115.8                          | -0.3         | 6.6         | 9.7                  | Jul    |     |
|         | Aug  | 118.3     | 118.7                        | 117.8                                   | 113.4         | 119.9  | 119.1                     | 113.8                                | 117.9                 | 119.9   | 119.7   | 121.1  | 122.1     | 103.4         | 107.9                 | 112.6     | 116.1               | 116.9                          | 1.7          | 7.1         | 9.4                  | Aug    |     |
|         | Sep  | 120.0     | 121.3                        | 119.6                                   | 115.5         | 120.7  | 119.8                     | 114.1                                | 118.4                 | 124.8   | 120.2   | 123.6  | 121.3     | 103.7         | 108.2                 | 113.2     | 117.7               | 117.2                          | 1.4          | 8.4         | 9.2                  | Sept   |     |
|         | Oct  | 119.9     | 121.2                        | 119.1                                   | 115.5         | 120.9  | 120.0                     | 114.6                                | 119.1                 | 125.6   | 120.3   | 121.7  | 121.3     | 104.3         | 111.1                 | 113.2     | 118.8               | 116.7                          | -0.1         | 7.8         | 8.9                  | Oct    |     |
|         | Nov  | 120.0     | 121.1                        | 118.9                                   | 119.0         | 120.8  | 119.7                     | 115.5                                | 120.9                 | 125.1   | 119.7   | 123.3  | 122.8     | 105.0         | 108.6                 | 113.7     | 119.0               | 120.5                          | 0.1          | 7.4         | 8.5                  | Nov    |     |
|         | Dec  | 122.3     | 122.0                        | 119.6                                   | 121.1         | 124.5  | 123.8                     | 115.2                                | 120.2                 | 128.0   | 119.2   | 122.1  | 128.2     | 104.6         | 107.9                 | 114.6     | 121.1               | 117.4                          | 2.0          | 9.0         | 8.4                  | Dec    |     |
| 2012    | Jan  | 128.9     | 128.2                        | 127.4                                   | 113.4         | 125.5  | 127.1                     | 119.3                                | 119.7                 | 135.4   | 120.6   | 123.3  | 127.4     | 105.9         | 108.9                 | 114.9     | 123.4               | 119.9                          | 5.3          | 16.4        | 9.1                  | 12-Jan |     |
|         | Feb  | 129.2     | 128.4                        | 127.5                                   | 113.5         | 126.3  | 126.2                     | 119.3                                | 119.7                 | 135.5   | 120.6   | 123.3  | 127.5     | 105.9         | 108.9                 | 114.9     | 123.4               | 119.9                          | 0.3          | 13.1        | 9.4                  | Feb    |     |
|         | Mar  | 130.7     | 132.6                        | 132.1                                   | 129.5         | 129.1  | 128.9                     | 113.2                                | 135.2                 | 136.9   | 127.4   | 129.0  | 137.6     | 110.6         | 115.1                 | 124.2     | 122.9               | 131.4                          | 1.2          | 13.7        | 9.9                  | Mar    |     |
|         | Apr  | 131.1     | 133.0                        | 132.6                                   | 130.7         | 129.4  | 129.2                     | 114.6                                | 136.3                 | 136.9   | 128.1   | 129.4  | 137.6     | 111.1         | 116.4                 | 124.4     | 123.1               | 132.3                          | 0.3          | 13.4        | 10.3                 | Apr    |     |
|         | May  | 132.1     | 134.0                        | 133.6                                   | 132.1         | 131.1  | 130.9                     | 115.5                                | 136.8                 | 137.2   | 128.4   | 130.1  | 138.2     | 111.7         | 117.8                 | 125.3     | 123.5               | 133.0                          | 0.8          | 14.1        | 10.5                 | May    |     |
|         | Jun  | 134.1     | 135.8                        | 134.0                                   | 132.1         | 131.4  | 131.3                     | 116.1                                | 137.0                 | 146.5   | 128.3   | 130.4  | 138.3     | 112.1         | 117.6                 | 125.5     | 123.7               | 133.4                          | 1.5          | 15.0        | 11.1                 | Jun    |     |
|         | Jul  | 134.5     | 135.5                        | 133.6                                   | 132.4         | 131.7  | 131.6                     | 116.4                                | 137.0                 | 146.9   | 128.5   | 130.8  | 138.7     | 112.2         | 118.4                 | 125.9     | 124.2               | 133.6                          | 0.2          | 15.6        | 11.8                 | Jul    |     |
|         | Aug  | 135.4     | 136.7                        | 134.3                                   | 133.8         | 132.5  | 132.4                     | 117.0                                | 137.9                 | 148.3   | 129.5   | 131.5  | 139.6     | 112.6         | 119.3                 | 126.1     | 126.0               | 134.8                          | 0.7          | 14.5        | 12.4                 | Aug    |     |
|         | Sep  | 137.0     | 137.7                        | 135.4                                   | 133.9         | 134.2  | 134.0                     | 117.3                                | 138.9                 | 151.1   | 130.3   | 132.3  | 140.4     | 113.3         | 121.0                 | 126.6     | 126.2               | 136.1                          | 1.2          | 14.2        | 12.9                 | Sept   |     |
|         | Oct  | 138.2     | 138.3                        | 135.6                                   | 134.5         | 135.3  | 135.1                     | 117.6                                | 139.7                 | 152.9   | 131.2   | 133.0  | 141.5     | 113.6         | 121.9                 | 127.9     | 126.8               | 136.9                          | 0.9          | 15.3        | 13.5                 | Oct    |     |
|         | Nov  | 139.0     | 138.9                        | 136.1                                   | 134.5         | 136.2  | 136.0                     | 118.1                                | 140.1                 | 154.2   | 131.8   | 133.3  | 142.1     | 113.7         | 122.8                 | 128.6     | 127.2               | 137.0                          | 0.6          | 15.8        | 14.2                 | Nov    |     |
|         | Dec  | 140.0     | 139.8                        | 136.9                                   | 136.7         | 137.6  | 137.3                     | 118.8                                | 141.2                 | 155.1   | 132.1   | 133.6  | 143.1     | 113.8         | 122.8                 | 129.0     | 127.3               | 137.2                          | 0.8          | 14.5        | 14.6                 | Dec    |     |
| 2013    | Jan  | 140.8     | 142.3                        | 137.9                                   | 137.8         | 138.6  | 138.4                     | 120.0                                | 141.8                 | 155.4   | 132.4   | 134.0  | 143.6     | 113.9         | 122.9                 | 129.4     | 127.5               | 137.6                          | 0.5          | 9.2         | 14.0                 | 13-Jan |     |
|         | Feb  | 142.0     | 142.3                        | 137.9                                   | 137.9         | 139.9  | 139.6                     | 121.0                                | 143.0                 | 156.7   | 133.3   | 135.3  | 144.9     | 114.3         | 124.1                 | 130.5     | 128.6               | 138.9                          | 0.9          | 9.8         | 13.7                 | Feb    |     |
|         | Mar  | 142.8     | 142.0                        | 139.3                                   | 138.5         | 140.7  | 140.5                     | 121.7                                | 144.0                 | 157.5   | 134   |        |           |               |                       |           |                     |                                |              |             |                      |        |     |

|      |           |       |       |       |       |       |       |       |       |       |       |       |       |       |       |       |       |       |      |       |       |           |
|------|-----------|-------|-------|-------|-------|-------|-------|-------|-------|-------|-------|-------|-------|-------|-------|-------|-------|-------|------|-------|-------|-----------|
| 2015 | Jan       | 164.7 | 161.2 | 158.1 | 160.7 | 166.9 | 166.4 | 138.9 | 164.2 | 174.9 | 153.0 | 153.9 | 165.3 | 123.6 | 142.6 | 148.6 | 147.6 | 158.4 | 0.80 | 8.21  | 8.15  | 15-Jan    |
|      | Feb       | 165.9 | 162.4 | 159.4 | 162.3 | 168.2 | 167.7 | 140.2 | 165.1 | 175.8 | 154.2 | 155.0 | 166.6 | 124.1 | 143.5 | 149.3 | 148.7 | 159.4 | 0.70 | 8.41  | 8.21  | Feb       |
|      | Mar       | 167.4 | 163.7 | 160.7 | 163.6 | 169.9 | 169.4 | 141.4 | 166.6 | 176.9 | 155.6 | 156.7 | 168.1 | 124.2 | 144.3 | 150.9 | 149.9 | 160.8 | 0.91 | 8.58  | 8.26  | Mar       |
|      | Apr       | 168.7 | 164.7 | 161.7 | 164.9 | 171.6 | 171.0 | 142.7 | 167.5 | 177.9 | 156.4 | 157.8 | 169.5 | 124.5 | 144.9 | 151.6 | 150.8 | 161.8 | 0.78 | 8.74  | 8.33  | Apr       |
|      | May       | 170.6 | 166.8 | 163.7 | 167.0 | 173.5 | 173.0 | 144.3 | 169.5 | 179.7 | 157.9 | 159.6 | 171.9 | 124.8 | 145.9 | 153.7 | 152.1 | 163.5 | 1.11 | 9.09  | 8.40  | May       |
|      | Jun       | 172.2 | 168.2 | 164.9 | 168.6 | 175.4 | 174.8 | 145.4 | 170.5 | 181.1 | 158.7 | 160.5 | 174.2 | 125.4 | 147.4 | 154.9 | 153.3 | 165.1 | 0.93 | 9.23  | 8.48  | Jun       |
|      | Jul       | 173.3 | 169.2 | 165.8 | 170.0 | 176.7 | 176.1 | 146.4 | 171.6 | 182.0 | 159.4 | 161.4 | 175.6 | 125.7 | 148.3 | 155.6 | 153.6 | 166.2 | 0.65 | 9.18  | 8.54  | Jul       |
|      | Aug       | 174.3 | 170.2 | 166.7 | 171.3 | 177.8 | 177.2 | 146.9 | 172.4 | 182.9 | 160.4 | 162.2 | 176.1 | 125.9 | 148.8 | 157.0 | 154.4 | 167.3 | 0.57 | 9.25  | 8.59  | Aug       |
|      | Sep       | 175.5 | 171.3 | 167.9 | 172.8 | 179.2 | 178.6 | 148.2 | 173.7 | 183.9 | 161.4 | 163.5 | 176.9 | 126.2 | 149.6 | 158.2 | 155.1 | 167.9 | 0.66 | 9.46  | 8.68  | Sep       |
|      | Oct       | 176.2 | 172.0 | 168.5 | 173.7 | 180.1 | 179.5 | 148.8 | 174.6 | 184.4 | 161.8 | 164.0 | 177.9 | 126.5 | 150.2 | 159.4 | 155.5 | 168.2 | 0.44 | 9.40  | 8.79  | Oct       |
|      | Nov       | 177.4 | 172.8 | 169.3 | 175.1 | 181.5 | 180.9 | 149.7 | 175.8 | 185.0 | 162.3 | 164.5 | 180.0 | 126.8 | 150.9 | 160.2 | 156.1 | 168.9 | 0.66 | 9.44  | 8.92  | Nov       |
|      | Dec       | 179.2 | 174.3 | 170.7 | 177.2 | 183.8 | 183.1 | 151.5 | 178.5 | 185.9 | 163.3 | 165.6 | 182.4 | 127.2 | 152.1 | 161.2 | 158.2 | 170.7 | 1.03 | 9.67  | 9.06  | Dec       |
| 2016 | Jan       | 180.8 | 175.8 | 172.2 | 178.9 | 185.5 | 184.8 | 152.8 | 179.9 | 187.0 | 164.2 | 167.1 | 184.7 | 127.7 | 153.1 | 163.3 | 160.1 | 172.2 | 0.86 | 9.73  | 9.19  | 16-Jan    |
|      | Feb       | 186.2 | 181.2 | 174.9 | 183.4 | 187.8 | 187.1 | 154.7 | 182.4 | 205.6 | 167.1 | 169.2 | 186.9 | 128.4 | 154.3 | 167.1 | 160.8 | 174.4 | 3.01 | 12.25 | 9.52  | Feb       |
|      | Mar       | 190.0 | 184.6 | 178.0 | 187.8 | 192.1 | 191.3 | 157.7 | 186.2 | 208.8 | 170.5 | 171.3 | 191.8 | 129.3 | 155.9 | 169.9 | 162.0 | 176.6 | 2.02 | 13.48 | 9.93  | Mar       |
|      | Apr       | 194.1 | 188.0 | 179.3 | 191.4 | 194.3 | 193.5 | 158.7 | 188.5 | 222.1 | 171.4 | 172.7 | 194.1 | 129.7 | 157.0 | 171.2 | 162.8 | 178.1 | 2.17 | 15.05 | 10.47 | Apr       |
|      | May       | 199.8 | 193.3 | 183.7 | 197.7 | 199.8 | 198.9 | 162.5 | 193.0 | 230.5 | 176.1 | 176.6 | 199.9 | 130.5 | 160.3 | 175.7 | 165.4 | 183.7 | 2.96 | 17.15 | 11.16 | May       |
|      | Jun       | 203.4 | 197.0 | 187.0 | 202.2 | 203.0 | 202.1 | 165.8 | 197.0 | 235.6 | 179.6 | 178.9 | 204.5 | 131.2 | 161.2 | 177.4 | 167.0 | 185.5 | 1.76 | 18.11 | 11.92 | Jun       |
|      | Jul       | 206.1 | 199.7 | 189.1 | 205.2 | 205.7 | 204.7 | 168.2 | 199.6 | 239.1 | 180.5 | 179.6 | 208.3 | 131.7 | 162.1 | 181.4 | 168.1 | 187.3 | 1.35 | 18.93 | 12.75 | Jul       |
|      | Aug       | 208.0 | 201.4 | 190.6 | 207.4 | 207.7 | 206.6 | 170.0 | 201.6 | 241.2 | 181.6 | 180.4 | 209.8 | 132.1 | 162.8 | 184.9 | 168.4 | 188.1 | 0.91 | 19.33 | 13.60 | Aug       |
|      | Sep       | 209.6 | 203.6 | 192.4 | 209.4 | 209.4 | 208.3 | 171.5 | 203.8 | 243.1 | 182.8 | 181.3 | 211.2 | 132.4 | 163.6 | 187.6 | 168.9 | 188.9 | 0.79 | 19.48 | 14.44 | Sep       |
|      | Oct       | 211.3 | 205.1 | 193.9 | 211.2 | 211.3 | 210.2 | 172.9 | 205.8 | 244.8 | 184.0 | 182.2 | 212.4 | 132.8 | 164.4 | 190.0 | 169.5 | 190.0 | 0.81 | 19.91 | 15.32 | Oct       |
|      | Nov       | 213.0 | 206.7 | 195.6 | 213.1 | 213.2 | 212.1 | 173.9 | 207.8 | 246.3 | 185.2 | 183.3 | 213.6 | 133.1 | 165.3 | 192.1 | 170.2 | 191.0 | 0.78 | 20.07 | 16.19 | Nov       |
|      | Dec       | 215.3 | 208.5 | 197.5 | 215.3 | 216.2 | 215.0 | 175.0 | 210.1 | 247.7 | 186.6 | 184.4 | 215.7 | 133.4 | 166.5 | 194.4 | 171.7 | 193.1 | 1.08 | 20.12 | 17.05 | Dec       |
| 2017 | Jan       | 217.5 | 210.0 | 199.0 | 217.2 | 219.1 | 217.9 | 176.0 | 212.0 | 249.1 | 188.3 | 185.6 | 218.0 | 133.6 | 167.2 | 196.3 | 172.9 | 194.5 | 1.03 | 20.31 | 17.91 | 17-Jan    |
|      | Feb       | 220.8 | 212.7 | 201.5 | 220.5 | 223.6 | 222.3 | 177.6 | 214.6 | 251.1 | 190.9 | 187.5 | 221.0 | 134.2 | 169.6 | 198.2 | 174.3 | 196.1 | 1.52 | 18.57 | 18.42 | Feb       |
|      | Mar       | 224.7 | 215.7 | 204.5 | 224.0 | 228.8 | 227.5 | 179.4 | 218.2 | 253.5 | 193.7 | 189.7 | 223.9 | 134.9 | 172.5 | 200.4 | 176.3 | 199.3 | 1.76 | 18.27 | 18.79 | Mar       |
|      | Apr       | 228.3 | 217.9 | 206.6 | 226.0 | 233.6 | 232.3 | 180.8 | 221.9 | 255.6 | 196.5 | 192.0 | 226.8 | 135.3 | 175.3 | 202.5 | 178.3 | 202.6 | 1.61 | 17.62 | 18.98 | Apr       |
|      | May       | 232.5 | 220.5 | 208.9 | 229.0 | 239.7 | 238.2 | 182.6 | 225.8 | 257.7 | 199.1 | 194.4 | 229.7 | 135.9 | 177.8 | 204.7 | 180.4 | 205.1 | 1.84 | 16.34 | 18.88 | May       |
|      | Jun       | 236.2 | 223.7 | 212.4 | 232.6 | 244.6 | 243.2 | 184.0 | 229.5 | 259.5 | 202.4 | 197.0 | 232.9 | 136.3 | 179.2 | 207.4 | 182.6 | 207.6 | 1.60 | 16.15 | 18.69 | Jun       |
|      | Jul       | 239.2 | 225.9 | 214.9 | 235.9 | 248.5 | 247.1 | 185.5 | 232.5 | 260.9 | 205.6 | 200.1 | 235.1 | 136.6 | 180.4 | 209.2 | 185.8 | 209.5 | 1.25 | 16.04 | 18.43 | Jul       |
|      | Aug       | 241.5 | 228.1 | 217.2 | 239.0 | 251.5 | 250.0 | 186.5 | 235.2 | 262.2 | 208.4 | 202.1 | 237.4 | 136.8 | 181.5 | 210.6 | 187.5 | 211.4 | 0.99 | 16.13 | 18.18 | Aug       |
|      | Sep       | 243.5 | 230.2 | 219.3 | 242.2 | 253.9 | 252.4 | 187.7 | 237.5 | 263.4 | 210.8 | 203.7 | 239.6 | 137.1 | 182.8 | 212.1 | 181.1 | 213.2 | 0.84 | 16.18 | 17.87 | Sep       |
|      | Oct       | 245.5 | 232.1 | 221.1 | 245.4 | 256.2 | 254.7 | 189.0 | 239.8 | 264.7 | 212.7 | 205.2 | 241.8 | 137.4 | 183.9 | 214.0 | 190.8 | 215.0 | 0.82 | 16.19 | 17.57 | Oct       |
|      | Nov       | 247.6 | 234.3 | 223.2 | 248.6 | 258.7 | 257.1 | 190.2 | 242.1 | 266.2 | 214.7 | 206.9 | 244.0 | 138.4 | 185.0 | 215.9 | 192.5 | 216.8 | 0.85 | 16.27 | 17.26 | Nov       |
|      | Dec       | 249.3 | 235.8 | 224.7 | 251.5 | 260.3 | 258.7 | 191.5 | 243.8 | 267.4 | 216.4 | 208.4 | 246.5 | 139.4 | 186.2 | 217.6 | 194.3 | 218.6 | 0.66 | 15.59 | 16.92 | Dec       |
| 2018 | Jan       | 251.3 | 237.3 | 226.3 | 254.6 | 262.7 | 261.1 | 192.9 | 245.7 | 268.9 | 218.2 | 210.0 | 249.2 | 140.3 | 187.5 | 219.5 | 196.1 | 220.6 | 0.83 | 15.56 | 16.55 | 18-Jan    |
|      | Feb       | 253.4 | 239.3 | 228.3 | 258.0 | 265.0 | 263.4 | 194.5 | 247.6 | 270.6 | 220.0 | 211.6 | 251.6 | 141.3 | 188.9 | 221.2 | 197.8 | 222.5 | 0.82 | 14.76 | 16.24 | Feb       |
|      | Mar       | 255.6 | 241.3 | 230.1 | 261.3 | 267.5 | 265.9 | 196.1 | 249.7 | 272.4 | 221.8 | 213.5 | 254.0 | 142.1 | 190.4 | 223.1 | 199.4 | 224.5 | 0.86 | 13.75 | 15.87 | Mar       |
|      | Apr       | 257.7 | 243.3 | 232.2 | 264.5 | 270.0 | 268.4 | 197.7 | 251.9 | 274.1 | 223.6 | 215.4 | 256.3 | 143.0 | 192.0 | 225.0 | 201.1 | 226.6 | 0.85 | 12.89 | 15.47 | Apr       |
|      | May       | 260.6 | 245.4 | 234.5 | 267.9 | 273.7 | 272.0 | 199.4 | 254.1 | 276.0 | 225.5 | 217.4 | 258.7 | 143.9 | 193.6 | 227.3 | 202.9 | 228.7 | 1.10 | 12.08 | 15.10 | May       |
|      | June      | 263.8 | 247.9 | 237.0 | 271.2 | 278.1 | 276.4 | 201.3 | 256.4 | 278.0 | 227.6 | 219.5 | 261.1 | 144.8 | 195.3 | 229.7 | 204.7 | 230.8 | 1.24 | 11.68 | 14.71 | June      |
|      | July      | 267.0 | 250.1 | 239.2 | 274.6 | 282.6 | 280.8 | 203.1 | 258.7 | 280.0 | 229.6 | 221.8 | 263.6 | 145.7 | 197.0 | 231.9 | 206.5 | 233.0 | 1.23 | 11.66 | 14.33 | July      |
|      | August    | 269.7 | 252.0 | 241.3 | 278.0 | 286.5 | 284.6 | 205.0 | 261.0 | 281.2 | 231.3 | 223.4 | 265.3 | 146.7 | 198.2 | 233.5 | 207.9 | 234.4 | 1.00 | 11.67 | 13.95 | August    |
|      | September | 272.0 | 253.5 | 242.9 | 281.5 | 289.5 | 287.6 | 206.7 | 263.2 | 282.7 | 233.2 | 225.0 | 267.2 | 147.7 | 199.4 | 235.2 | 209.4 | 235.9 | 0.86 | 11.70 | 13.58 | September |
|      | October   | 274.1 | 255.9 | 245.2 | 285.0 | 292.0 | 290.1 | 208.7 | 265.6 | 284.1 | 235.2 | 226.8 | 269.2 | 148.7 | 200.8 | 236.9 | 210.9 | 237.6 | 0.76 | 11.64 | 13.21 | October   |
|      | November  | 276.4 | 257.9 | 247.2 | 288.6 | 294.7 | 292.8 | 210.6 | 267.9 | 285.7 | 237.1 | 228.5 | 271.3 | 149.8 | 202.3 | 238.7 | 212.6 | 239.3 | 0.83 | 11.61 | 12.83 | November  |
|      | December  | 278.5 | 259.5 | 249.0 | 292.2 | 297.2 | 295.3 | 212.5 | 270.1 | 287.2 | 239.0 | 230.3 | 273.3 | 150.8 | 203.7 | 240.5 | 214.1 | 241.1 | 0.76 | 11.73 | 12.51 | December  |
| 2019 | January   | 280.6 | 261.4 | 251.0 | 295.9 | 299.8 | 297.9 | 214.3 | 272.1 | 288.6 | 240.8 | 231.9 | 275.4 | 151.8 | 205.1 | 242.3 | 215.5 | 242.9 | 0.77 | 11.66 | 12.20 | 19-Jan    |
|      | February  | 282.8 | 263.3 | 253.0 | 299.6 | 302.4 | 300.5 | 216.1 | 274.1 | 290.2 | 242.6 | 233.6 | 277.4 | 152.8 | 206.5 | 244.1 | 217.0 | 244.5 | 0.76 | 11.59 | 11.95 | February  |
|      | March     | 285.0 | 265.1 | 254.9 | 303.3 | 305.2 | 303.2 | 217.9 | 276.2 | 292.0 | 244.4 | 235.5 | 279.4 | 153.8 | 207.9 | 245.8 | 218.4 | 246.2 | 0.81 | 11.54 | 11.78 | MARCH     |
|      | April     | 287.9 | 267.1 | 256.8 | 307.2 | 309.0 | 306.9 | 219.8 | 278.4 | 294.0 | 246.2 | 237.5 | 281.6 | 154.9 | 209.3 | 247.5 | 219.9 | 248.0 | 1.00 | 11.70 | 11.69 | APRIL     |
|      | May       | 291.2 | 269.3 | 259.1 | 311.1 | 313.7 | 311.6 | 221.8 | 280.8 | 296.1 | 248.2 | 239.5 | 283.9 | 156.0 | 210.8 | 249.4 | 221.5 | 250.0 | 1.15 | 11.76 | 11.66 | MAY       |
|      | June      | 294.4 | 271.8 | 261.5 | 315.0 | 318.2 | 316.0 | 223.7 | 283.2 | 298.0 | 250.2 | 241.6 | 286.1 | 157.1 | 212.3 | 251.4 | 223.0 | 252.1 | 1.10 | 11.61 | 11.66 | JUNE      |
|      | July      | 297.6 | 274.0 | 263.9 | 319.0 | 322.6 | 320.3 | 225.5 | 285.6 | 300.0 | 252.2 | 243.5 | 288.4 | 158.1 | 213.8 | 253.3 | 224.6 | 254.1 | 1.07 | 11.43 | 11.64 | JULY      |
|      | August    | 300.7 | 275.9 | 265.9 | 323.0 | 326.9 | 324.6 | 227.3 | 288.0 | 301.9 | 254.1 | 245.4 | 290.7 | 159.3 | 215.2 | 255.3 | 226.2 | 256.1 | 1.04 | 11.48 | 11.62 | AUGUST    |
|      | September | 3     |       |       |       |       |       |       |       |       |       |       |       |       |       |       |       |       |      |       |       |           |



Table 4 Rural Consumer Price Index (Base November 2009 = 100)

|         |      | All items less Farm Produce. | All items less Farm Produce. | Imported Food | Food   | Food & Non Alcoholic Bev. | Alcoholic Beverage, Tobacco and Kola | Clothing and Footwear | Housing Water, Electricity, Gas and Other Fuel | Furnishings & Household Equipment Maintenance. | Health. | Transport | Communication | Recreation & Culture. | Education | Restaurant & Hotels | Miscellaneous Goods & Services | Month-on (%) | Year-on (%) | 12-month average (%) |      |        |     |
|---------|------|------------------------------|------------------------------|---------------|--------|---------------------------|--------------------------------------|-----------------------|--|--|---------|-----------|---------------|-----------------------|-----------|---------------------|--------------------------------|--------------|-------------|----------------------|------|--------|-----|
| Weights |      | 1000.00                      | 480.09                       | 394.61        | 114.03 | 532.25                    | 540.89                               | 10.61                 | 85.68  | 147.16   | 50.72   | 32.25     | 57.19         | 4.01                  | 6.65      | 38.93               | 10.14                          | 15.78        |             |                      |      |        |     |
| 2009    | Jan  | 88.9                         | 88.5                         | 90.0          |        | 89.1                      | 89.1                                 | 97.5                  | 96.2   | 87.1   | 81.7    | 97.9      | 86.6          | 95.2                  | 91.2      | 84.5                | 97.8                           | 92.1         | 0.8         | 15.9                 | 12.1 | 09-Jan |     |
|         | Feb  | 89.5                         | 89.5                         | 90.2          |        | 89.6                      | 89.6                                 | 98.3                  | 95.7   | 89.0   | 81.9    | 99.0      | 85.6          | 95.2                  | 89.7      | 85.4                | 98.8                           | 93.1         | 0.7         | 17.2                 | 13.1 | Feb    |     |
|         | Mar  | 90.2                         | 89.8                         | 90.8          |        | 90.5                      | 90.5                                 | 98.0                  | 96.1   | 88.8   | 82.5    | 99.6      | 85.7          | 95.2                  | 90.2      | 87.0                | 97.9                           | 94.7         | 0.7         | 16.7                 | 13.9 | Mar    |     |
|         | Apr  | 90.7                         | 90.2                         | 91.7          |        | 91.3                      | 91.3                                 | 98.0                  | 96.2   | 88.5   | 84.4    | 102.4     | 92.0          | 95.2                  | 90.8      | 88.9                | 99.5                           | 95.3         | 0.6         | 15.7                 | 14.6 | Apr    |     |
|         | May  | 92.6                         | 92.3                         | 93.8          |        | 93.3                      | 93.3                                 | 98.8                  | 96.5   | 89.7   | 84.2    | 100.2     | 94.0          | 95.2                  | 91.9      | 88.4                | 98.0                           | 91.3         | 2.1         | 15.1                 | 15.1 | May    |     |
|         | June | 94.4                         | 93.7                         | 95.1          |        | 95.4                      | 95.3                                 | 98.6                  | 97.1   | 93.4   | 84.8    | 100.8     | 89.6          | 95.2                  | 92.1      | 88.6                | 98.2                           | 97.5         | 1.9         | 12.2                 | 15.1 | June   |     |
|         | July | 96.5                         | 95.5                         | 97.5          |        | 97.7                      | 97.7                                 | 100.4                 | 95.7   | 95.9   | 99.6    | 102.5     | 87.2          | 98.3                  | 94.7      | 90.4                | 98.3                           | 99.0         | 2.3         | 12.0                 | 14.8 | July   |     |
|         | Aug  | 97.8                         | 96.1                         | 96.9          |        | 98.8                      | 98.7                                 | 99.6                  | 98.3   | 95.6   | 100.6   | 103.0     | 89.9          | 100.9                 | 96.2      | 101.3               | 98.9                           | 100.1        | 1.3         | 12.4                 | 14.8 | Aug    |     |
|         | Sep  | 98.5                         | 97.4                         | 98.2          |        | 99.4                      | 99.3                                 | 98.6                  | 98.4   | 96.8   | 97.2    | 103.9     | 93.2          | 100.9                 | 95.8      | 99.8                | 100.1                          | 99.6         | 0.7         | 11.5                 | 14.7 | Sept   |     |
|         | Oct  | 99.2                         | 98.4                         | 99.0          |        | 100.0                     | 100.0                                | 99.5                  | 98.9   | 97.9   | 98.0    | 104.4     | 94.6          | 100.0                 | 96.0      | 96.6                | 99.6                           | 98.9         | 0.7         | 13.2                 | 14.5 | Oct    |     |
|         | Nov  | 100.0                        | 100.0                        | 100.0         | 100.0  | 100.0                     | 100.0                                | 100.0                 | 100.0  | 100.0  | 100.0   | 100.0     | 100.0         | 100.0                 | 100.0     | 100.0               | 100.0                          | 100.0        | 100.0       | 0.8                  | 14.2 | 14.3   | Nov |
|         | Dec  | 102.8                        | 101.7                        | 102.1         | 102.3  | 103.1                     | 103.5                                | 103.5                 | 103.5  | 102.0  | 99.2    | 102.4     | 102.0         | 101.6                 | 100.6     | 99.9                | 102.1                          | 102.0        | 101.9       | 2.8                  | 16.6 | 14.3   |     |
| 2010    | Jan  | 103.6                        | 101.9                        | 102.4         | 102.2  | 104.4                     | 104.9                                | 103.6                 | 101.8  | 98.9   | 103.9   | 103.5     | 102.7         | 99.5                  | 100.7     | 103.6               | 105.5                          | 103.7        | 0.8         | 16.5                 | 14.4 | 10-Jan |     |
|         | Feb  | 105.6                        | 103.8                        | 104.7         | 103.3  | 106.4                     | 106.9                                | 103.5                 | 103.3  | 100.6  | 105.5   | 104.5     | 105.3         | 100.5                 | 99.5      | 104.3               | 106.0                          | 105.6        | 1.9         | 17.9                 | 14.5 | Feb    |     |
|         | Mar  | 104.0                        | 102.8                        | 103.5         | 102.6  | 104.6                     | 104.9                                | 104.7                 | 103.3  | 100.0  | 105.3   | 104.0     | 102.1         | 100.4                 | 100.1     | 104.4               | 104.0                          | 103.0        | -1.5        | 15.3                 | 14.4 | Mar    |     |
|         | Apr  | 105.6                        | 103.6                        | 104.7         | 106.6  | 106.8                     | 107.2                                | 105.6                 | 104.3  | 100.8  | 102.3   | 103.3     | 106.8         | 100.0                 | 98.7      | 104.7               | 108.2                          | 105.5        | 1.5         | 16.4                 | 14.5 | Apr    |     |
|         | May  | 107.2                        | 106.5                        | 107.9         | 105.4  | 107.2                     | 107.5                                | 105.3                 | 106.8  | 104.6  | 102.3   | 105.4     | 106.6         | 99.4                  | 101.8     | 111.0               | 110.7                          | 109.1        | 1.6         | 15.8                 | 14.5 | May    |     |
|         | Jun  | 109.6                        | 107.8                        | 109.2         | 109.2  | 111.2                     | 111.5                                | 109.9                 | 109.4  | 104.4  | 112.4   | 108.9     | 108.4         | 101.0                 | 101.5     | 106.4               | 105.4                          | 109.9        | 2.2         | 16.1                 | 14.9 | June   |     |
|         | Jul  | 110.7                        | 107.6                        | 109.2         | 109.5  | 112.6                     | 113.2                                | 109.9                 | 110.2  | 106.2  | 109.6   | 109.2     | 105.9         | 101.4                 | 103.1     | 104.9               | 103.9                          | 110.7        | 0.9         | 14.6                 | 15.1 | July   |     |
|         | Aug  | 113.0                        | 109.6                        | 110.8         | 111.4  | 114.7                     | 115.2                                | 114.2                 | 113.4  | 108.9  | 109.9   | 111.8     | 107.4         | 100.4                 | 103.9     | 104.3               | 103.7                          | 110.7        | 2.1         | 15.6                 | 15.3 | Aug    |     |
|         | Sep  | 113.8                        | 111.7                        | 112.7         | 114.1  | 115.1                     | 114.5                                | 110.9                 | 112.4  | 113.1  | 113.5   | 113.6     | 112.2         | 102.2                 | 106.9     | 109.0               | 107.0                          | 113.8        | 0.7         | 15.6                 | 15.7 | Sept   |     |
|         | Oct  | 114.0                        | 113.5                        | 113.6         | 113.9  | 114.4                     | 114.5                                | 113.5                 | 113.9  | 111.2  | 116.4   | 118.1     | 108.1         | 104.1                 | 110.0     | 111.5               | 110.6                          | 110.5        | 0.1         | 15.0                 | 15.8 | Oct    |     |
|         | Nov  | 113.6                        | 112.1                        | 111.5         | 116.5  | 115.7                     | 115.4                                | 114.0                 | 111.8  | 113.9  | 114.8   | 110.5     | 112.8         | 102.7                 | 106.2     | 107.5               | 108.5                          | 112.6        | -0.3        | 13.6                 | 15.7 | Nov    |     |
|         | Dec  | 115.9                        | 113.8                        | 113.7         | 117.0  | 117.1                     | 117.2                                | 113.7                 | 113.6  | 114.3  | 114.7   | 112.6     | 114.0         | 103.6                 | 106.6     | 109.0               | 108.2                          | 111.5        | 2.0         | 12.7                 | 15.4 | Dec    |     |
| 2011    | Jan  | 119.7                        | 119.5                        | 118.9         | 120.1  | 116.5                     | 120.5                                | 113.0                 | 114.0  | 116.4  | 114.5   | 111.1     | 110.0         | 101.8                 | 108.5     | 109.4               | 108.2                          | 114.5        | 3.3         | 15.6                 | 15.3 | 11-Jan |     |
|         | Feb  | 118.8                        | 116.7                        | 116.4         | 129.4  | 119.4                     | 120.2                                | 116.1                 | 116.8  | 114.1  | 116.6   | 111.4     | 121.9         | 107.4                 | 108.4     | 109.7               | 110.1                          | 113.8        | -0.8        | 12.5                 | 14.9 | Feb    |     |
|         | Mar  | 121.1                        | 119.6                        | 120.2         | 120.6  | 119.9                     | 119.8                                | 115.2                 | 117.3  | 114.2  | 116.6   | 115.0     | 118.4         | 107.8                 | 109.2     | 110.6               | 109.1                          | 111.9        | 1.9         | 16.4                 | 15.0 | Mar    |     |
|         | Apr  | 119.4                        | 119.2                        | 119.4         | 122.6  | 121.1                     | 120.10                               | 116.4                 | 116.1  | 125.1  | 116.0   | 116.7     | 116.9         | 107.2                 | 107.8     | 111.2               | 111.9                          | 114.1        | -1.3        | 13.1                 | 14.7 | Apr    |     |
|         | May  | 121.2                        | 120.6                        | 120.8         | 124.4  | 120.1                     | 120.40                               | 116.9                 | 119.0  | 125.5  | 116.7   | 113.8     | 115.4         | 108.1                 | 108.8     | 112.1               | 112.0                          | 116.4        | 1.5         | 13.0                 | 14.5 | May    |     |
|         | Jun  | 122.6                        | 122.4                        | 122.8         | 111.5  | 121.9                     | 121.49                               | 116.0                 | 118.6  | 126.0  | 117.1   | 118.8     | 120.1         | 108.7                 | 109.2     | 112.6               | 112.1                          | 120.6        | 1.1         | 11.8                 | 14.1 | Jun    |     |
|         | Jul  | 123.6                        | 122.8                        | 123.4         | 113.3  | 122.4                     | 122.45                               | 112.5                 | 117.9  | 126.0  | 118.2   | 117.9     | 122.1         | 108.5                 | 116.2     | 112.8               | 113.1                          | 123.2        | 0.8         | 11.7                 | 13.8 | Jul    |     |
|         | Aug  | 125.6                        | 123.3                        | 123.8         | 118.1  | 126.9                     | 127.0                                | 118.6                 | 119.4  | 128.4  | 120.1   | 119.9     | 121.8         | 108.8                 | 110.9     | 113.2               | 114.2                          | 125.4        | 1.6         | 11.1                 | 13.5 | Aug    |     |
|         | Sep  | 127.4                        | 125.3                        | 125.3         | 119.4  | 128.2                     | 128.0                                | 118.0                 | 121.2  | 127.2  | 118.4   | 121.3     | 123.1         | 108.3                 | 111.0     | 114.2               | 114.0                          | 125.2        | 1.4         | 11.9                 | 13.2 | Sept   |     |
|         | Oct  | 128.6                        | 127.8                        | 128.0         | 118.1  | 128.4                     | 127.9                                | 120.1                 | 121.8  | 131.0  | 118.8   | 122.1     | 123.0         | 108.6                 | 122.1     | 114.6               | 114.8                          | 126.4        | 0.9         | 12.8                 | 13.0 | Oct    |     |
|         | Nov  | 128.6                        | 127.4                        | 127.3         | 128.6  | 129.1                     | 129.6                                | 121.8                 | 122.6  | 130.5  | 120.7   | 122.2     | 123.7         | 108.9                 | 121.6     | 114.6               | 115.1                          | 129.7        | 0.0         | 13.1                 | 13.0 | Nov    |     |
|         | Dec  | 129.0                        | 127.1                        | 127.0         | 128.8  | 131.1                     | 131.1                                | 122.2                 | 124.1  | 135.1  | 120.6   | 123.4     | 129.2         | 108.1                 | 117.9     | 114.6               | 117.0                          | 127.1        | 0.3         | 11.3                 | 12.8 | Dec    |     |
| 2012    | Jan  | 131.3                        | 129.9                        | 130.7         | 128.4  | 132.4                     | 134.0                                | 126.4                 | 122.3  | 128.7  | 120.6   | 122.2     | 128.2         | 111.0                 | 119.2     | 115.2               | 117.2                          | 130.8        | 1.8         | 9.7                  | 12.3 | 12-Jan |     |
|         | Feb  | 131.6                        | 130.0                        | 130.9         | 128.4  | 131.8                     | 131.7                                | 126.4                 | 122.3  | 128.8  | 120.6   | 122.2     | 128.2         | 111.0                 | 119.2     | 115.2               | 117.2                          | 130.8        | 0.3         | 10.9                 | 12.2 | Feb    |     |
|         | Mar  | 134.4                        | 137.1                        | 136.5         | 130.3  | 134.9                     | 134.7                                | 127.4                 | 132.3  | 142.7  | 133.2   | 130.2     | 130.0         | 114.6                 | 117.9     | 126.7               | 120.2                          | 131.7        | 2.1         | 11.0                 | 11.8 | Mar    |     |
|         | Apr  | 134.4                        | 137.0                        | 136.5         | 131.8  | 135.0                     | 134.8                                | 127.7                 | 132.0  | 142.3  | 133.6   | 130.7     | 130.3         | 115.1                 | 118.3     | 125.5               | 121.0                          | 131.8        | 0.01        | 12.5                 | 11.7 | Apr    |     |
|         | May  | 135.4                        | 138.9                        | 138.5         | 132.9  | 136.5                     | 136.3                                | 128.1                 | 132.6  | 142.6  | 133.9   | 131.3     | 130.7         | 115.3                 | 118.8     | 125.7               | 121.9                          | 132.2        | 0.74        | 11.7                 | 11.6 | May    |     |
|         | Jun  | 136.5                        | 139.8                        | 138.1         | 133.0  | 137.4                     | 137.2                                | 128.5                 | 132.6  | 146.3  | 134.3   | 131.6     | 131.3         | 115.7                 | 119.0     | 125.9               | 122.6                          | 132.5        | 0.83        | 11.4                 | 11.6 | Jun    |     |
|         | Jul  | 136.9                        | 140.4                        | 138.9         | 133.3  | 138.0                     | 137.7                                | 129.0                 | 132.9  | 146.4  | 134.2   | 131.6     | 131.6         | 115.8                 | 119.1     | 125.8               | 122.9                          | 132.7        | 0.25        | 10.7                 | 11.5 | Jul    |     |
|         | Aug  | 137.8                        | 140.9                        | 139.4         | 134.5  | 139.1                     | 138.9                                | 129.4                 | 133.5  | 147.2  | 134.7   | 132.2     | 132.1         | 116.0                 | 119.3     | 126.6               | 123.0                          | 132.8        | 0.65        | 9.7                  | 11.4 | Aug    |     |
|         | Sep  | 139.0                        | 141.3                        | 139.6         | 134.4  | 140.6                     | 140.3                                | 130.0                 | 134.2  | 148.9  | 135.7   | 132.4     | 132.9         | 116.2                 | 120.0     | 126.8               | 124.0                          | 132.9        | 0.89        | 9.1                  | 11.1 | Sept   |     |
|         | Oct  | 140.2                        | 141.9                        | 140.1         | 136.0  | 142.0                     | 141.8                                | 131.0                 | 135.5  | 149.9  | 136.0   | 133.0     | 134.0         | 116.6                 | 120.7     | 128.2               | 124.3                          | 134.0        | 0.88        | 9.1                  | 10.8 | Oct    |     |
|         | Nov  | 141.1                        | 142.5                        | 141.0         | 137.7  | 143.2                     | 142.9                                | 132.0                 | 136.3  | 150.3  | 136.7   | 133.7     | 134.2         | 116.8                 | 120.8     | 129.0               | 124.5                          | 134.5        | 0.63        | 9.8                  | 10.5 | Nov    |     |
|         | Dec  | 142.1                        | 143.5                        | 141.9         | 138.3  | 144.5                     | 144.2                                | 132.8                 | 137.1  | 151.1  | 136.9   | 134.1     | 135.7         | 117.0                 | 121.2     | 129.1               | 125.2                          | 135.0        | 0.73        | 10.2                 | 10.5 | Dec    |     |
| 2013    | Jan  | 143.2                        | 144.9                        | 142.4         | 139.5  | 145.7                     | 145.4                                | 133.6                 | 138.4  | 152.0  | 138.5   | 134.5     | 136.1         | 117.1                 | 121.4     | 129.2               | 125.6                          | 135.2        | 0.73        | 9.1                  | 10.4 | 13-Jan |     |
|         | Feb  | 144.1                        | 144.9                        | 142.7         | 140.1  | 146.4                     | 146.1                                | 134.7                 | 139.7  | 153.4  | 139.7   | 135.6     | 137.3         | 117.6                 | 122.4     | 129.9               | 126.6                          | 136.2        | 0.65        | 9.5                  | 10.3 | Feb    |     |
|         | Mar  | 145.3                        | 147.1                        | 145.9         | 140.0  | 148.2                     | 147.9                                | 135.4                 |  |  |         |           |               |                       |           |                     |                                |              |             |                      |      |        |     |

|      |           |         |       |       |       |       |       |       |       |       |       |       |       |       |       |       |       |       |      |       |       |           |
|------|-----------|---------|-------|-------|-------|-------|-------|-------|-------|-------|-------|-------|-------|-------|-------|-------|-------|-------|------|-------|-------|-----------|
| 2015 | Jan       | 166.9   | 165.8 | 164.2 | 161.0 | 172.3 | 172.3 | 152.6 | 161.1 | 170.9 | 160.8 | 155.5 | 154.4 | 126.4 | 138.6 | 147.7 | 144.4 | 156.5 | 0.81 | 8.09  | 7.94  | 15-Jan    |
|      | Feb       | 168.0   | 166.9 | 165.2 | 162.4 | 173.9 | 173.5 | 153.5 | 162.4 | 172.0 | 161.8 | 156.6 | 155.1 | 126.8 | 139.2 | 148.8 | 145.4 | 157.6 | 0.67 | 8.29  | 7.99  | Feb       |
|      | Mar       | 169.5   | 168.3 | 166.6 | 163.7 | 175.6 | 175.2 | 154.6 | 163.8 | 173.2 | 163.3 | 158.0 | 156.2 | 127.0 | 139.9 | 149.8 | 146.6 | 159.0 | 0.91 | 8.40  | 8.05  | Mar       |
|      | Apr       | 170.8   | 169.3 | 167.5 | 165.1 | 177.1 | 176.7 | 155.4 | 164.7 | 174.5 | 164.2 | 158.8 | 157.4 | 127.2 | 140.5 | 150.5 | 147.5 | 159.9 | 0.74 | 8.56  | 8.14  | Apr       |
|      | May       | 172.6   | 171.2 | 169.3 | 166.8 | 178.9 | 178.5 | 156.9 | 166.8 | 176.6 | 165.9 | 160.8 | 159.1 | 127.6 | 141.7 | 151.9 | 149.1 | 161.8 | 1.08 | 8.90  | 8.24  | May       |
|      | Jun       | 174.2   | 172.6 | 170.5 | 168.5 | 180.8 | 180.4 | 158.2 | 168.3 | 177.9 | 167.1 | 161.5 | 160.6 | 128.0 | 142.8 | 153.3 | 150.6 | 163.6 | 0.93 | 9.10  | 8.33  | Jun       |
|      | Jul       | 175.5   | 173.7 | 171.5 | 170.0 | 182.2 | 181.8 | 159.3 | 169.6 | 179.0 | 167.7 | 162.6 | 161.6 | 128.3 | 143.7 | 154.3 | 151.8 | 164.5 | 0.73 | 9.24  | 8.43  | Jul       |
|      | Aug       | 176.6   | 174.8 | 172.5 | 171.4 | 183.3 | 182.9 | 160.2 | 170.6 | 180.2 | 168.4 | 163.3 | 162.4 | 128.6 | 143.9 | 155.8 | 152.7 | 165.4 | 0.60 | 9.38  | 8.52  | Aug       |
|      | Sep       | 177.5   | 175.7 | 173.3 | 172.8 | 184.3 | 183.9 | 161.3 | 171.4 | 181.0 | 169.5 | 163.9 | 163.3 | 128.7 | 144.5 | 157.5 | 153.7 | 166.1 | 0.55 | 9.30  | 8.61  | Sep       |
|      | Oct       | 178.2   | 176.4 | 174.0 | 173.6 | 185.1 | 184.6 | 162.1 | 172.3 | 181.5 | 169.7 | 164.3 | 164.2 | 129.0 | 145.0 | 158.7 | 154.3 | 166.9 | 0.39 | 9.16  | 8.70  | Oct       |
|      | Nov       | 179.4   | 177.4 | 175.0 | 175.1 | 186.5 | 186.1 | 162.9 | 173.4 | 182.2 | 170.1 | 164.8 | 165.8 | 129.3 | 145.6 | 159.6 | 155.0 | 167.9 | 0.66 | 9.26  | 8.81  | Nov       |
|      | Dec       | 181.1   | 178.7 | 176.3 | 177.0 | 188.6 | 188.1 | 164.4 | 175.5 | 183.2 | 171.1 | 166.0 | 167.5 | 130.0 | 146.9 | 160.4 | 156.4 | 169.9 | 0.95 | 9.41  | 8.93  | Dec       |
| 2016 | Jan       | 182.7   | 180.2 | 177.6 | 178.9 | 190.3 | 189.8 | 166.1 | 177.2 | 184.4 | 172.0 | 167.4 | 168.9 | 130.6 | 147.8 | 162.6 | 158.0 | 171.6 | 0.88 | 9.48  | 9.05  | 16-Jan    |
|      | Feb       | 186.0   | 184.6 | 180.5 | 184.0 | 193.2 | 192.6 | 168.2 | 179.8 | 190.9 | 174.1 | 169.4 | 171.6 | 131.6 | 149.2 | 167.2 | 159.5 | 172.8 | 1.79 | 10.69 | 9.25  | Feb       |
|      | Mar       | 189.9   | 188.0 | 183.2 | 188.9 | 197.5 | 197.0 | 170.6 | 183.9 | 195.3 | 177.6 | 171.3 | 175.3 | 132.3 | 151.1 | 169.5 | 160.1 | 176.1 | 2.14 | 12.04 | 9.56  | Mar       |
|      | Apr       | 192.6   | 190.8 | 185.5 | 192.4 | 200.3 | 199.7 | 172.3 | 185.9 | 198.4 | 180.0 | 172.5 | 178.5 | 133.3 | 153.0 | 172.7 | 160.7 | 177.5 | 1.40 | 12.77 | 9.92  | Apr       |
|      | May       | 197.4   | 195.9 | 190.2 | 198.0 | 205.0 | 204.4 | 176.8 | 190.3 | 204.8 | 184.4 | 176.3 | 182.7 | 134.2 | 156.4 | 177.7 | 165.3 | 182.9 | 2.50 | 14.35 | 10.38 | May       |
|      | Jun       | 200.5   | 199.3 | 193.1 | 202.4 | 207.6 | 207.0 | 179.5 | 194.3 | 210.3 | 186.6 | 178.6 | 185.4 | 135.1 | 157.3 | 180.8 | 166.9 | 184.7 | 1.58 | 15.09 | 10.90 | Jun       |
|      | Jul       | 202.8   | 201.5 | 194.3 | 204.4 | 209.9 | 209.3 | 181.1 | 196.4 | 213.8 | 187.3 | 180.0 | 187.0 | 135.6 | 158.2 | 183.0 | 168.1 | 185.7 | 1.12 | 15.53 | 11.43 | Jul       |
|      | Aug       | 205.0   | 203.2 | 195.8 | 206.2 | 212.7 | 212.0 | 182.4 | 198.4 | 215.6 | 188.2 | 180.8 | 188.4 | 136.0 | 159.0 | 185.6 | 168.4 | 186.5 | 1.09 | 16.10 | 12.00 | Aug       |
|      | Sep       | 206.7   | 205.0 | 197.1 | 208.1 | 214.4 | 213.7 | 183.8 | 200.5 | 217.4 | 189.4 | 181.6 | 189.6 | 136.4 | 159.9 | 189.0 | 168.8 | 187.4 | 0.83 | 16.43 | 12.60 | Sep       |
|      | Oct       | 208.4   | 206.5 | 198.8 | 209.9 | 216.2 | 215.5 | 185.1 | 202.7 | 219.2 | 190.6 | 182.7 | 190.8 | 136.8 | 160.8 | 192.4 | 169.2 | 188.5 | 0.84 | 16.95 | 13.25 | Oct       |
|      | Nov       | 210.1   | 207.8 | 200.1 | 211.6 | 218.0 | 217.3 | 186.2 | 204.9 | 220.5 | 191.9 | 183.6 | 192.0 | 137.0 | 161.7 | 194.4 | 169.6 | 189.4 | 0.79 | 17.10 | 13.90 | Nov       |
|      | Dec       | 212.2   | 208.7 | 200.9 | 213.7 | 220.8 | 220.1 | 187.4 | 206.9 | 221.7 | 193.4 | 184.6 | 193.6 | 137.2 | 162.6 | 196.4 | 170.8 | 190.9 | 1.04 | 17.20 | 14.54 | Dec       |
| 2017 | Jan       | 214.4   | 210.0 | 202.0 | 215.7 | 223.6 | 222.8 | 188.4 | 208.7 | 223.0 | 194.8 | 185.7 | 195.3 | 137.4 | 163.5 | 197.9 | 171.7 | 192.1 | 1.00 | 17.34 | 15.18 | 17-Jan    |
|      | Feb       | 217.5   | 212.1 | 203.9 | 218.5 | 228.0 | 227.2 | 189.3 | 210.5 | 225.7 | 195.8 | 186.7 | 196.4 | 137.5 | 164.2 | 199.8 | 172.2 | 192.4 | 1.47 | 16.98 | 15.70 | Feb       |
|      | Mar       | 221.2   | 214.6 | 206.2 | 221.4 | 232.8 | 231.9 | 190.9 | 213.4 | 228.6 | 198.0 | 188.5 | 198.4 | 137.8 | 166.2 | 201.8 | 173.5 | 194.4 | 1.69 | 16.47 | 16.05 | Mar       |
|      | Apr       | 224.7   | 217.1 | 208.7 | 223.3 | 237.4 | 236.5 | 192.7 | 216.6 | 230.6 | 200.3 | 190.3 | 200.4 | 138.0 | 168.3 | 204.0 | 174.7 | 196.8 | 1.59 | 16.69 | 16.37 | Apr       |
|      | May       | 229.0   | 219.7 | 211.1 | 226.2 | 243.3 | 242.4 | 194.5 | 220.1 | 232.9 | 202.6 | 192.2 | 202.8 | 138.5 | 170.3 | 206.2 | 176.6 | 199.0 | 1.92 | 16.02 | 16.50 | May       |
|      | Jun       | 232.6   | 222.4 | 213.9 | 229.7 | 248.0 | 247.1 | 195.9 | 223.5 | 234.8 | 205.2 | 194.4 | 205.1 | 138.8 | 171.3 | 208.4 | 178.4 | 201.2 | 1.57 | 16.01 | 16.56 | Jun       |
|      | Jul       | 235.4   | 224.6 | 216.3 | 231.7 | 251.6 | 250.7 | 197.3 | 226.1 | 235.9 | 207.6 | 197.0 | 206.7 | 139.0 | 172.3 | 209.9 | 180.3 | 202.9 | 1.18 | 16.08 | 16.60 | Jul       |
|      | Aug       | 237.6   | 226.6 | 218.6 | 234.6 | 254.3 | 253.4 | 198.5 | 228.7 | 237.0 | 209.8 | 198.8 | 208.3 | 139.3 | 173.0 | 211.3 | 181.7 | 204.5 | 0.95 | 15.91 | 16.58 | Aug       |
|      | Sep       | 239.4   | 228.2 | 220.2 | 237.5 | 256.4 | 255.4 | 199.5 | 230.9 | 238.1 | 211.8 | 199.9 | 209.7 | 139.5 | 173.8 | 212.4 | 182.4 | 205.9 | 0.74 | 15.81 | 16.52 | Sep       |
|      | Oct       | 241.1   | 229.8 | 221.9 | 240.5 | 258.4 | 257.4 | 200.5 | 232.8 | 239.2 | 213.4 | 201.1 | 211.1 | 139.8 | 174.7 | 213.8 | 183.2 | 207.2 | 0.72 | 15.67 | 16.41 | Oct       |
|      | Nov       | 242.8   | 231.3 | 223.4 | 243.5 | 260.5 | 259.5 | 201.5 | 234.6 | 240.3 | 215.0 | 202.3 | 212.6 | 140.3 | 175.4 | 215.1 | 184.0 | 208.6 | 0.72 | 15.59 | 16.29 | Nov       |
|      | Dec       | 244.1   | 232.2 | 224.2 | 246.1 | 261.9 | 260.9 | 202.5 | 235.8 | 241.3 | 216.2 | 203.4 | 214.3 | 140.9 | 176.1 | 216.4 | 184.9 | 210.1 | 0.54 | 15.02 | 16.10 | Dec       |
| 2018 | Jan       | 246.0   | 233.8 | 225.9 | 248.9 | 264.1 | 263.1 | 203.7 | 237.3 | 242.7 | 217.8 | 204.7 | 216.1 | 141.6 | 177.2 | 218.0 | 186.4 | 211.8 | 0.77 | 14.76 | 15.89 | 18-Jan    |
|      | Feb       | 247.9   | 235.4 | 227.4 | 252.0 | 266.3 | 265.3 | 203.5 | 239.1 | 244.3 | 219.4 | 206.2 | 217.8 | 142.4 | 178.3 | 219.5 | 187.8 | 213.4 | 0.77 | 13.96 | 15.64 | Feb       |
|      | Mar       | 249.9   | 237.4 | 229.4 | 255.0 | 268.6 | 267.6 | 206.8 | 240.8 | 246.1 | 221.1 | 207.8 | 219.6 | 143.1 | 179.4 | 221.3 | 189.3 | 214.9 | 0.82 | 12.99 | 15.34 | Mar       |
|      | Apr       | 252.0   | 239.6 | 231.8 | 257.8 | 271.0 | 270.0 | 208.3 | 242.7 | 247.6 | 222.7 | 209.5 | 221.3 | 143.8 | 180.8 | 223.0 | 190.6 | 216.6 | 0.82 | 12.13 | 14.95 | Apr       |
|      | May       | 254.7   | 242.1 | 234.5 | 260.8 | 274.4 | 273.4 | 209.8 | 244.6 | 249.5 | 224.4 | 211.3 | 223.2 | 144.6 | 182.2 | 224.8 | 192.1 | 218.5 | 1.08 | 11.20 | 14.53 | May       |
|      | June      | 257.8   | 244.6 | 237.1 | 264.0 | 278.6 | 277.5 | 211.7 | 246.7 | 251.5 | 226.2 | 213.1 | 225.2 | 145.4 | 183.7 | 227.0 | 193.7 | 220.3 | 1.23 | 10.83 | 14.08 | June      |
|      | July      | 260.9   | 246.6 | 239.0 | 267.2 | 282.7 | 281.6 | 213.4 | 248.6 | 253.3 | 228.0 | 215.1 | 227.1 | 146.2 | 185.1 | 229.0 | 195.2 | 222.2 | 1.18 | 10.83 | 13.64 | July      |
|      | August    | 263.4   | 248.5 | 241.0 | 270.4 | 286.2 | 285.1 | 215.1 | 250.5 | 254.4 | 229.4 | 216.4 | 228.4 | 147.0 | 186.1 | 230.3 | 196.3 | 223.5 | 0.96 | 10.84 | 13.21 | August    |
|      | September | 265.5   | 250.1 | 242.8 | 273.6 | 288.9 | 287.8 | 216.7 | 252.5 | 255.7 | 231.0 | 217.8 | 229.8 | 147.9 | 187.1 | 231.8 | 197.5 | 224.7 | 0.82 | 10.92 | 12.80 | September |
|      | October   | 267.4   | 251.8 | 244.4 | 276.9 | 291.2 | 290.0 | 218.4 | 254.5 | 256.9 | 232.7 | 219.2 | 231.2 | 148.8 | 188.1 | 233.3 | 198.6 | 226.0 | 0.72 | 10.93 | 12.42 | October   |
|      | November  | 269.5   | 253.4 | 246.1 | 280.2 | 293.7 | 292.5 | 220.2 | 256.5 | 258.3 | 234.4 | 220.7 | 232.8 | 149.6 | 189.2 | 234.7 | 199.8 | 227.4 | 0.78 | 10.99 | 12.05 | November  |
|      | December  | 271.4   | 254.3 | 246.9 | 283.5 | 296.0 | 294.8 | 221.8 | 258.4 | 259.6 | 236.1 | 222.2 | 234.4 | 150.5 | 190.4 | 236.3 | 201.2 | 228.9 | 0.72 | 11.18 | 11.75 | December  |
| 2019 | January   | 273.4   | 256.5 | 249.3 | 286.8 | 298.3 | 297.1 | 223.5 | 260.1 | 260.9 | 237.7 | 223.6 | 235.9 | 151.3 | 191.6 | 237.9 | 202.4 | 230.4 | 0.71 | 11.11 | 11.46 | 19-Jan    |
|      | February  | 275.3   | 258.0 | 250.8 | 290.2 | 300.7 | 299.4 | 225.1 | 261.9 | 262.2 | 239.2 | 225.0 | 237.4 | 152.2 | 192.7 | 239.5 | 203.6 | 231.9 | 0.71 | 11.05 | 11.23 | February  |
|      | March     | 277.4   | 259.1 | 251.9 | 293.7 | 303.2 | 302.0 | 226.6 | 263.7 | 263.9 | 240.7 | 226.6 | 239.0 | 153.0 | 193.8 | 240.9 | 204.8 | 233.2 | 0.77 | 10.99 | 11.08 | March     |
|      | April     | 279.9   | 260.8 | 253.5 | 297.2 | 306.4 | 305.1 | 228.4 | 265.6 | 265.8 | 244.1 | 228.3 | 240.6 | 153.9 | 195.0 | 242.5 | 206.0 | 234.7 | 0.90 | 11.08 | 11.00 | April     |
|      | May       | 282.9   | 262.5 | 255.4 | 300.9 | 310.4 | 309.1 | 230.2 | 267.7 | 267.7 | 242.4 | 230.0 | 242.2 | 154.8 | 196.3 | 244.1 | 207.2 | 236.3 | 1.07 | 11.08 | 10.99 | May       |
|      | June      | 285.9   | 264.6 | 257.3 | 304.6 | 314.5 | 313.1 | 231.9 | 269.7 | 269.5 | 245.8 | 231.7 | 243.9 | 155.7 | 197.4 | 245.8 | 208.4 | 238.0 | 1.05 | 10.87 | 10.99 | June      |
|      | July      | 288.6   | 266.6 | 259.5 | 308.4 | 318.1 | 316.7 | 233.6 | 271.8 | 271.3 | 247.5 | 233.2 | 245.5 | 156.6 | 198.5 | 247.3 | 209.8 | 239.6 | 0.96 | 10.64 | 10.97 | July      |
|      | August    | 291.3   | 268.3 | 261.3 | 312.3 | 321.7 | 320.3 | 235.2 | 273.8 | 273.0 | 249.1 | 234.8 | 247.2 | 157.5 | 199.7 | 248.8 | 211.1 | 241.2 | 0.93 | 10.61 | 10.95 | August    |
|      | September | 294.1</ |       |       |       |       |       |       |       |       |       |       |       |       |       |       |       |       |      |       |       |           |

**Table 5 Combined Urban And Rural State Consumer Price Index (Base Period: November 2009 = 100)**

|             | Apr-19 |       | Mar-20 |       | Apr-20 |       |
|-------------|--------|-------|--------|-------|--------|-------|
| State       | Food   | All   | Food   | All   | Food   | All   |
|             |        | Items |        | Items |        | Items |
| Abia        | 309.8  | 284.6 | 347.1  | 317.3 | 353.9  | 323.0 |
| Abuja       | 302.6  | 282.9 | 351.5  | 310.6 | 356.1  | 313.5 |
| Adamawa     | 306.3  | 278.8 | 348.4  | 306.0 | 354.7  | 309.7 |
| Akwa Ibom   | 305.8  | 279.2 | 350.1  | 310.9 | 359.4  | 317.1 |
| Anambra     | 309.6  | 287.7 | 350.6  | 321.6 | 355.2  | 326.0 |
| Bauchi      | 287.7  | 307.5 | 321.6  | 348.0 | 326.0  | 351.9 |
| Bayelsa     | 314.7  | 288.2 | 358.8  | 321.8 | 355.8  | 321.0 |
| Benue       | 312.7  | 283.0 | 352.3  | 310.9 | 355.0  | 314.1 |
| Borno       | 304.5  | 277.0 | 348.7  | 305.9 | 354.4  | 309.1 |
| Cross River | 306.8  | 269.4 | 351.3  | 299.0 | 355.8  | 300.6 |
| Delta       | 312.6  | 273.5 | 353.2  | 302.6 | 355.6  | 304.9 |
| Ebonyi      | 307.3  | 284.0 | 350.4  | 319.9 | 347.3  | 321.1 |
| Edo         | 309.2  | 291.4 | 351.6  | 323.1 | 349.0  | 323.1 |
| Ekiti       | 304.6  | 268.0 | 347.1  | 296.0 | 349.5  | 298.8 |
| Enugu       | 307.6  | 274.0 | 352.8  | 304.2 | 347.2  | 303.8 |
| Gombe       | 302.7  | 282.5 | 348.5  | 315.8 | 350.6  | 317.9 |
| Imo         | 303.7  | 263.3 | 350.1  | 292.3 | 353.5  | 295.7 |
| Jigawa      | 301.2  | 283.5 | 340.1  | 314.9 | 344.8  | 319.2 |
| Kaduna      | 314.7  | 293.0 | 353.5  | 323.1 | 361.4  | 328.5 |
| Kano        | 308.0  | 288.3 | 352.4  | 323.8 | 356.5  | 326.8 |
| Katsina     | 304.7  | 264.7 | 344.2  | 293.0 | 347.4  | 296.7 |
| Kebbi       | 312.5  | 297.7 | 355.0  | 332.9 | 356.6  | 335.1 |
| Kogi        | 306.6  | 295.0 | 355.1  | 331.5 | 354.8  | 332.7 |
| Kwara       | 314.2  | 352.5 | 357.9  | 382.6 | 355.8  | 384.0 |
| Lagos       | 316.2  | 297.1 | 353.0  | 326.1 | 361.8  | 331.3 |
| Nassarawa   | 309.7  | 287.7 | 353.4  | 322.5 | 359.9  | 326.7 |
| Niger       | 306.6  | 290.7 | 352.6  | 328.4 | 353.6  | 330.1 |
| Ogun        | 314.5  | 302.7 | 357.9  | 335.5 | 360.8  | 338.9 |
| Ondo        | 311.6  | 290.0 | 352.1  | 321.6 | 359.9  | 326.2 |
| Osun        | 304.6  | 284.6 | 353.1  | 317.6 | 352.8  | 319.0 |
| Oyo         | 312.6  | 296.1 | 353.2  | 328.2 | 361.4  | 334.4 |
| Plateau     | 303.6  | 287.9 | 349.6  | 325.1 | 351.9  | 327.3 |
| Rivers      | 307.9  | 280.5 | 353.9  | 317.7 | 358.0  | 320.3 |
| Sokoto      | 304.7  | 283.8 | 352.4  | 319.0 | 359.2  | 323.5 |
| Taraba      | 308.0  | 278.7 | 351.1  | 311.8 | 357.2  | 315.5 |
| Yobe        | 307.9  | 288.7 | 350.8  | 323.2 | 357.4  | 327.8 |
| Zamfara     | 309.2  | 288.3 | 350.1  | 322.3 | 356.2  | 327.2 |

Note: Indices may not be used for inter-state price comparison because market baskets differ from state to state



# ACKNOWLEDGEMENTS/CONTACTS

## Acknowledgements

We acknowledge our technical partners, Proshare in the design, concept and production of this publication.





## Contact Us

 @nigerianstat

 NBSNigeria

 [www.nigerianstat.gov.ng](http://www.nigerianstat.gov.ng)

 **Head Office Address**  
Plot 762, Independence Avenue, Central  
Business District, FCT, Abuja Nigeria.

 +234 803 386 5388

 [feedback@nigerianstat.gov.ng](mailto:feedback@nigerianstat.gov.ng)