



NATIONAL BUREAU OF STATISTICS

Liquefied Petroleum Gas (Cooking Gas) Price Watch

(DECEMBER 2019)

Report Date: January 2020

Data Source: National Bureau of Statistics (NBS)

CONTENTS

Executive Summary	1
Average Cooking Gas Prices Across States – 5KG Refilling	2
Average Cooking Gas Prices Across Zones – 5KG Refilling	3
12 Month Average Prices – 5KG Refilling	4
Average Cooking Gas Prices Across States – 12.5KG Refilling	5
Average Cooking Gas Prices Across Zones – 12.5KG Refilling	6
12 Month Average Prices – 12.5KG Refilling	7
Appendix - Tables	8
Methodology	10
Acknowledgment and Contact	11

EXECUTIVE SUMMARY

Average price for the refilling of a 5kg cylinder for Liquefied Petroleum Gas (Cooking Gas) increased by 0.92% month-on-month and decreased by -1.66% year-on-year to N2,018.68 in December 2019 from N2,000.29 in November 2019.

States with the highest average price for the refilling of a 5kg cylinder for Liquefied Petroleum Gas (Cooking Gas) were Bauchi (N2,491.57), Borno (N2,383.33) and Adamawa (N2,379.36).

States with the lowest average price for the refilling of a 5kg cylinder for Liquefied Petroleum Gas (Cooking Gas) were Ebonyi (N1,702.47), Kaduna (N1,800.00) and Abuja (N1,805.40).

Similarly, average price for the refilling of a 12.5kg cylinder for Liquefied Petroleum Gas (Cooking Gas) increased by 1.34% month-on-month and decreased by -3.60% year-on-year to N4,176.20 in December 2019 from N4,121.15 in November 2019.

States with the highest average price for the refilling of a 12.5kg cylinder for Liquefied Petroleum Gas (Cooking Gas) were Akwa Ibom (N4,680.05), Cross River (N4,638.76) and Benue (N4,600.00).

States with the lowest average price for the refilling of a 12.5kg cylinder for Liquefied Petroleum Gas (Cooking Gas) were Zamfara (N3,600.00), Kano (N3,689.17) and Kaduna (N3,720.00).

LIQUEFIED PETROLEUM GAS (COOKING GAS) PRICE WATCH - DECEMBER 2019

Average Cooking Gas Prices Across States – 5KG Refilling



YoY = **-1.66%**

N2052.79

DECEMBER 2018 Average



AVERAGE

N2018.68



MoM = **0.92%**

N2000.29

NOVEMBER 2019 Average

STATES WITH THE HIGHEST AVERAGE PRICES IN DECEMBER 2019



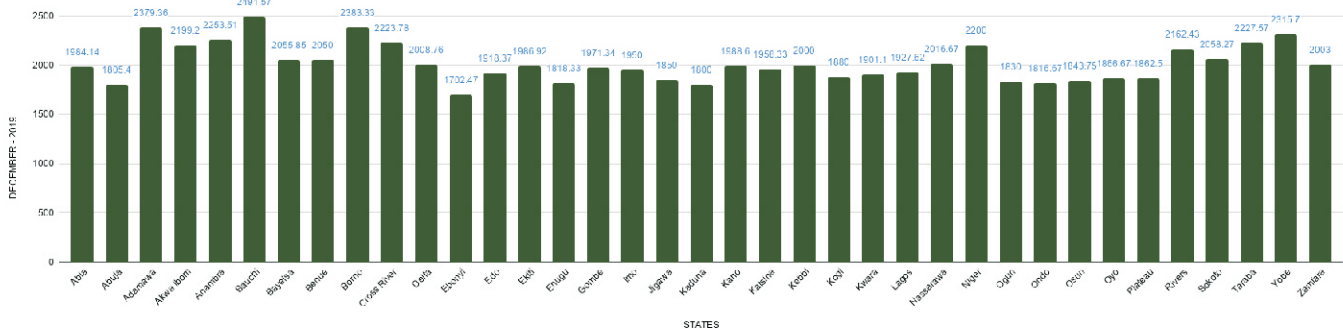
	Dec -19	YoY%	MoM%
BAUCHI	2491.57	-0.34	0.62
BORNO	2383.33	-4.67	0.41
ADAMAWA	2379.36	4.59	4.63

STATES WITH THE HIGHEST AVERAGE PRICES IN DECEMBER 2019



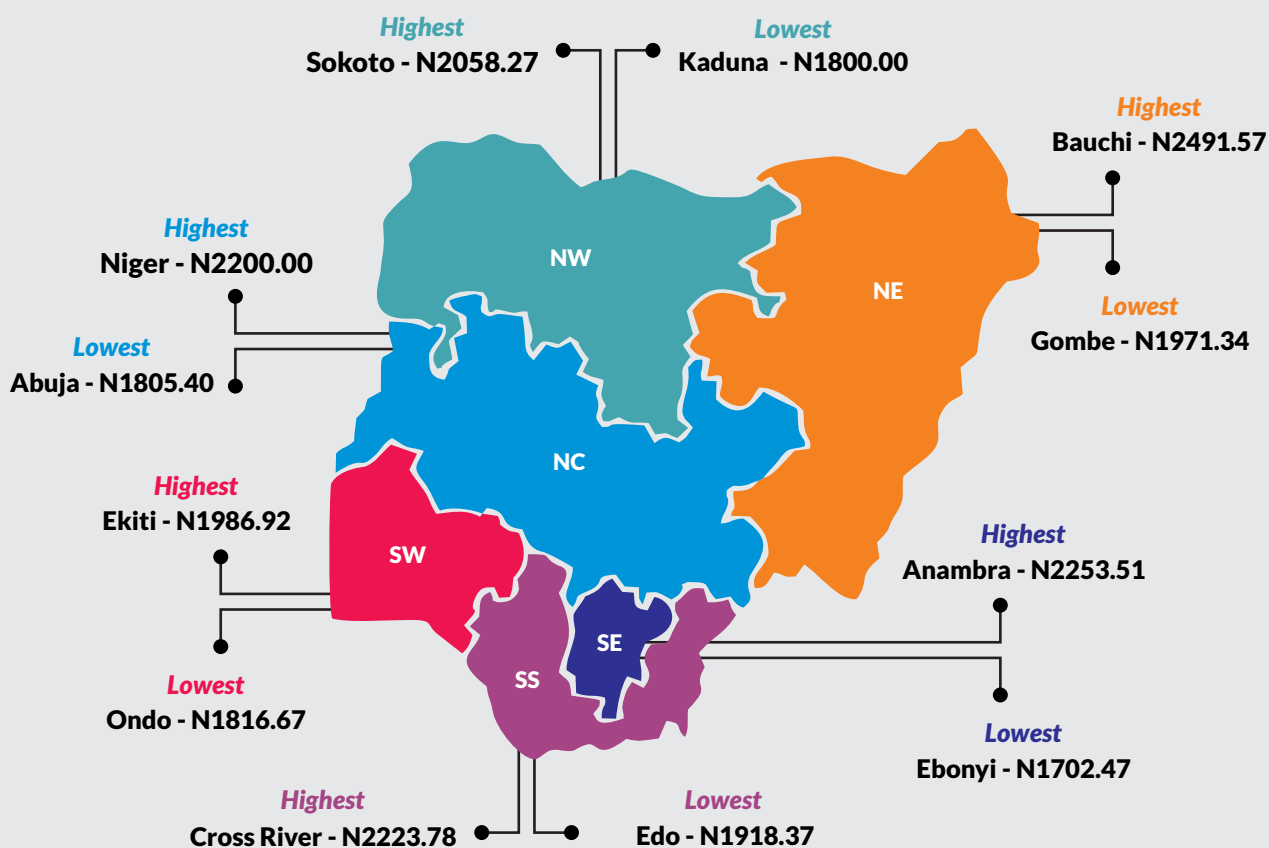

	Dec -19	YoY%	MoM%
EBONYI	1702.47	-10.87	3.18
KADUNA	1800.00	-4.69	-2.69
ABUJA	1805.40	-9.73	2.58

AVERAGE COOKING GAS PRICES ACROSS STATES- 5KG REFILLING



LIQUEFIED PETROLEUM GAS (COOKING GAS) PRICE WATCH - DECEMBER 2019

Average Cooking Gas Prices Across Zones – 5KG Refilling



LIQUEFIED PETROLEUM GAS (COOKING GAS) PRICE WATCH - DECEMBER 2019

12 Months Average Prices- 5KG Refilling



January 2019	
Average	2039.82
YoY	-6.86
MoM	-0.63

February 2019	
Average	2067.68
YoY	-4.09
MoM	1.37

March 2019	
Average	2064.45
YoY	-1.25
MoM	-0.16

April 2019	
Average	2046.53
YoY	-0.57
MoM	-0.87

December 2018	
Average	2052.79
YoY	-9.84
MoM	-1.53

May 2019	
Average	2028.04
YoY	-2.13
MoM	-0.90



AVERAGE

November 2019	
Average	2000.29
YoY	-4.05
MoM	1.67

December 2019	
Average	2018.68
YoY	-1.66
MoM	0.92

June 2019	
Average	1995.38
YoY	-1.94
MoM	-1.61

October 2019	
Average	1967.46
YoY	-8.29
MoM	-0.44


September 2019	
Average	1976.11
YoY	-6.23
MoM	-1.21

August 2019	
Average	2000.34
YoY	-2.62
MoM	-1.21

July 2019	
Average	2024.80
YoY	0.71
MoM	1.47

LIQUEFIED PETROLEUM GAS (COOKING GAS) PRICE WATCH - DECEMBER 2019

Average Cooking Gas Prices Across States – 12.5KG Refilling



STATES WITH THE HIGHEST AVERAGE PRICES IN DECEMBER 2019



	Dec -19	YoY%	MoM%
AKWA IBOM	4680.05	-1.82	1.25
CROSS RIVER	4638.76	-4.28	2.70
BENUE	4600.00	6.98	2.22

STATES WITH THE LOWEST AVERAGE PRICES IN DECEMBER 2019

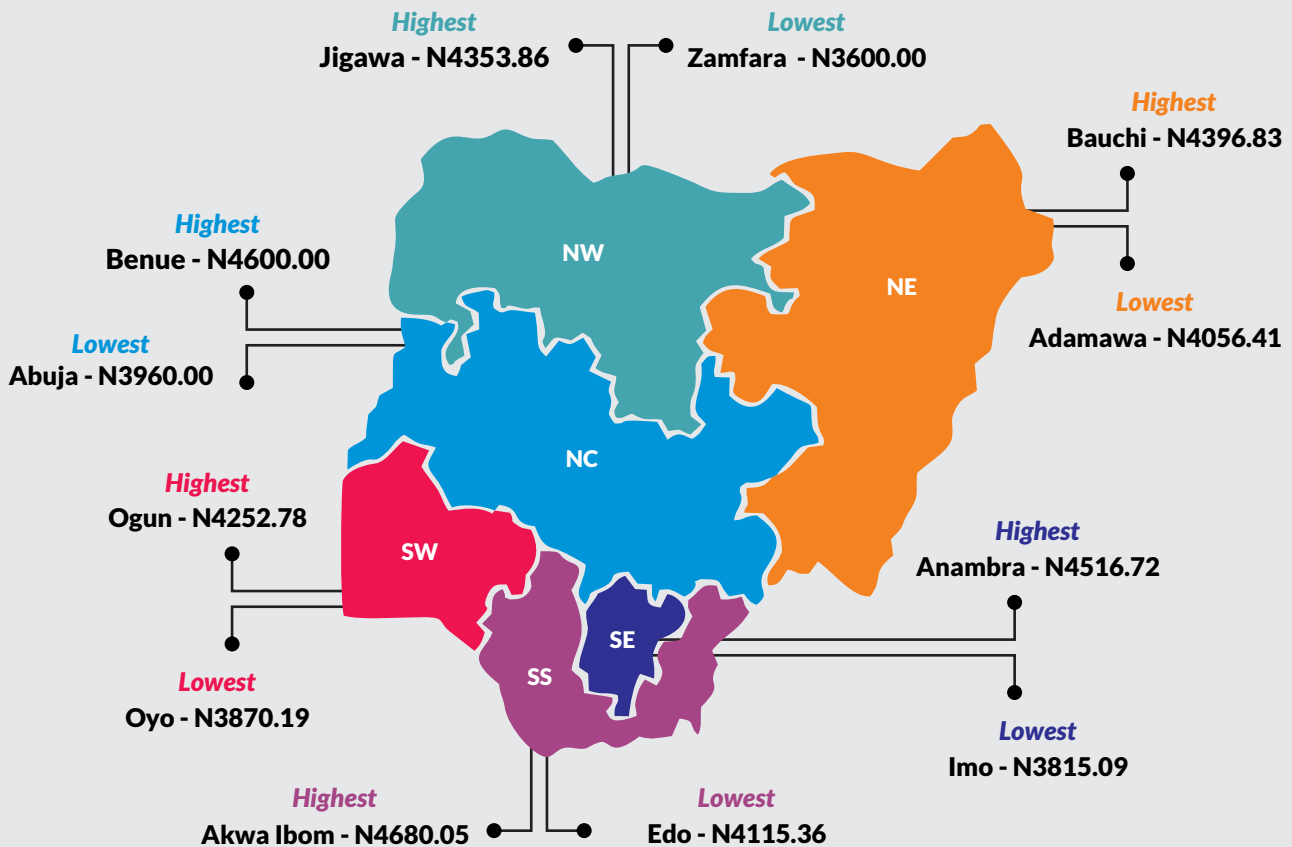



	Dec -19	YoY%	MoM%
ZAMFARA	3600.00	-10.00	0.70
KANO	3689.17	-15.52	4.66
KADUNA	3720.00	-10.75	0.77



LIQUEFIED PETROLEUM GAS (COOKING GAS) PRICE WATCH - DECEMBER 2019

Average Cooking Gas Prices Across Zones – 12.5KG Refilling



LIQUEFIED PETROLEUM GAS (COOKING GAS) PRICE WATCH - DECEMBER 2019

12 Months Average Prices- 12.5KG Refilling



January 2019	
Average	4277.86
YoY	-1.16
MoM	-1.25

February 2019	
Average	4244.91
YoY	-2.04
MoM	-0.77

March 2019	
Average	4259.48
YoY	0.14
MoM	0.34

April 2019	
Average	4253.91
YoY	-0.35
MoM	-0.13

December 2018	
Average	4332.02
YoY	1.63
MoM	2.12

May 2019	
Average	4220.44
YoY	-1.82
MoM	-0.79



AVERAGE

November 2019	
Average	4121.15
YoY	-2.85
MoM	0.40

December 2019	
Average	4176.20
YoY	-3.60
MoM	1.34

June 2019	
Average	4226.04
YoY	-1.24
MoM	0.13

October 2019	
Average	4104.83
YoY	-7.68
MoM	-0.47

September 2019	
Average	4124.20
YoY	-5.76
MoM	-2.34

August 2019	
Average	4223.08
YoY	-3.28
MoM	0.16

July 2019	
Average	4216.29
YoY	-0.66
MoM	-0.23

METHODOLOGY

Field work is done solely by over 700 NBS Staff in all States of the federation supported by supervisors who are monitored by internal and external observers.

Fuel Prices are collected across all the 774 local governments across all States and the FCT from over 10,000 respondents and locations and reflect actual prices households state they actually bought those fuels together with the prices reportedly sold by the fuel suppliers.

The average of all these prices is then reported for each state and the average for the country is the average for the state.

NBS audit team subsequently conducts randomly selected verification of prices recorded.

ACKNOWLEDGEMENTS/CONTACTS

Acknowledgements

We acknowledge our technical partners, Proshare in the design, concept and production of this publication.





Contact Us

 @nigerianstat

 NBSNigeria

 www.nigerianstat.gov.ng

 **Head Office Address**
Plot 762, Independence Avenue, Central
Business District, FCT, Abuja Nigeria.

 +234 803 386 5388

 feedback@nigerianstat.gov.ng