



NATIONAL BUREAU OF STATISTICS

# Automotive Gas Oil (Diesel) Price Watch

---

(NOVEMBER 2019)

**Report Date: December 2019**

*Data Source: National Bureau of Statistics (NBS)*

# Contents

<b>Executive Summary</b> .....	1
<b>Average Diesel Prices Across States</b> .....	2
<b>Average Diesel Prices Across Zones</b> .....	3
<b>12 Months Average Prices</b> .....	4
<b>Appendix - Tables</b> .....	5
<b>Methodology</b> .....	6
<b>Acknowledgment and Contact</b> .....	7

# Executive Summary


Average price paid by consumers for automotive gas oil (diesel) decreased by -0.49% month-on-month and increased by 2.52% year-on-year to N225.08 in November 2019 from to N226.19 in October 2019.

States with the highest average price of diesel were Benue (N258.75), Borno (N255.43) and Kwara (N241.67).

States with the lowest average price of diesel were Rivers (N208.81), Gombe (N209.00) and Bayelsa (N210.00).



## Average Diesel Prices Across States



### STATES WITH THE HIGHEST AVERAGE PRICES IN NOVEMBER 2019



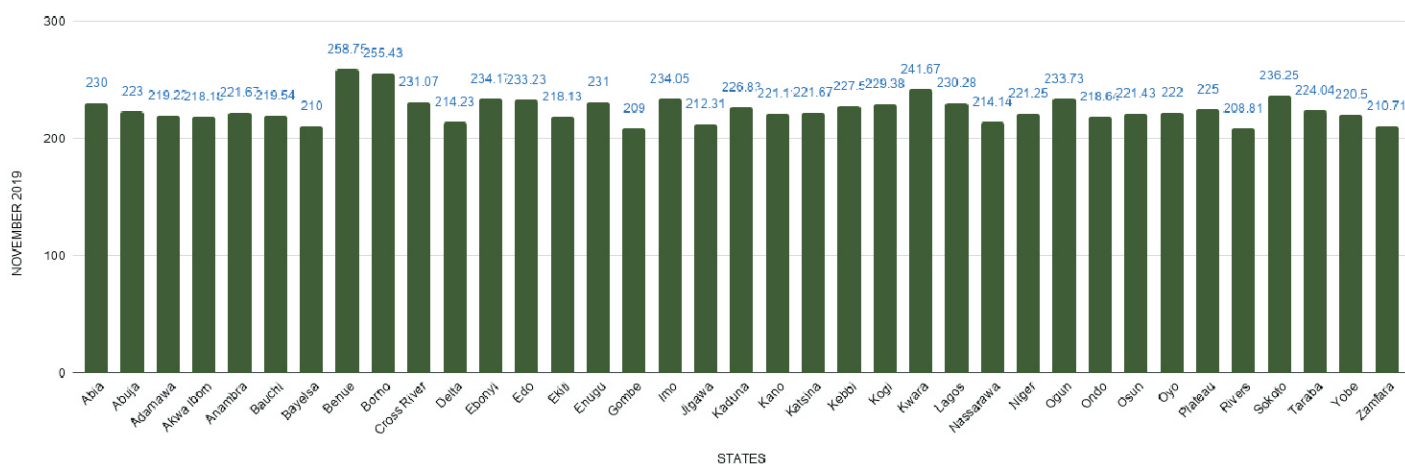
	Nov-19	YoY %	MoM %
<b>BENUE</b>	<b>258.75</b>	<b>26.22</b>	<b>-2.36</b>
<b>BORNO</b>	<b>255.43</b>	<b>6.92</b>	<b>-0.96</b>
<b>KWARA</b>	<b>241.67</b>	<b>20.83</b>	<b>5.99</b>

### STATES WITH THE LOWEST AVERAGE PRICES IN NOVEMBER 2019



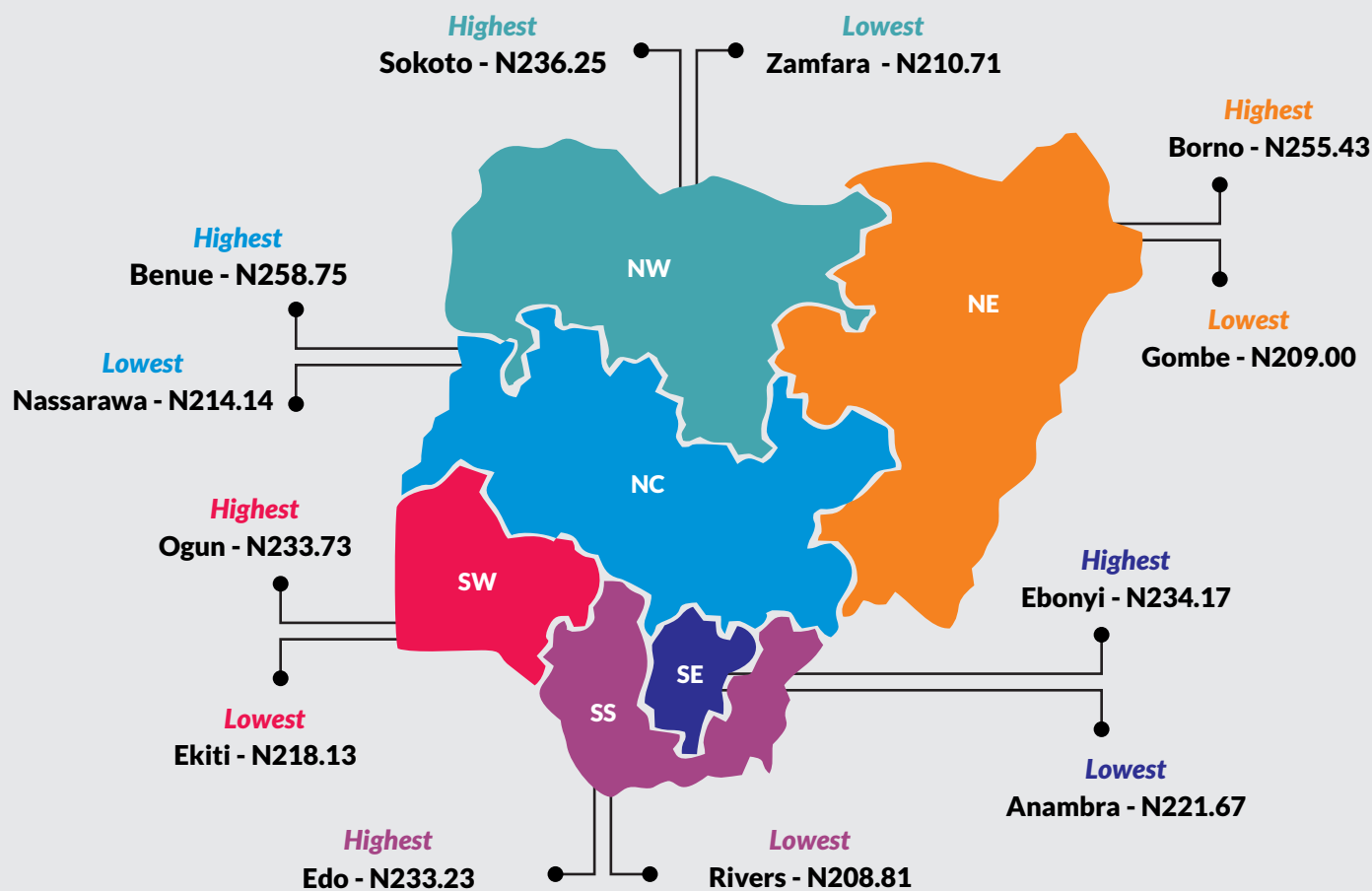

	Nov-19	YoY %	MoM %
<b>RIVERS</b>	<b>208.81</b>	<b>-1.81</b>	<b>-2.63</b>
<b>GOMBE</b>	<b>209.00</b>	<b>-3.72</b>	<b>-5.00</b>
<b>BAYELSA</b>	<b>210.00</b>	<b>6.70</b>	<b>-2.15</b>

AVERAGE DIESEL PRICES ACROSS STATES





## Average Diesel Prices Across Zones





## Average Diesel Prices Across States

December 2018	
Average	<b>221.56</b>
YoY	<b>7.25</b>
MoM	<b>0.92</b>

January 2019	
Average	<b>225.09</b>
YoY	<b>5.27</b>
MoM	<b>1.59</b>

February 2019	
Average	<b>225.61</b>
YoY	<b>7.49</b>
MoM	<b>0.23</b>

March 2019	
Average	<b>229.16</b>
YoY	<b>11.02</b>
MoM	<b>1.58</b>

November 2018	
Average	<b>219.54</b>
YoY	<b>10.18</b>
MoM	<b>0.10</b>

April 2019	
Average	<b>230.67</b>
YoY	<b>12.88</b>
MoM	<b>0.66</b>



October 2019	
Average	<b>226.19</b>
YoY	<b>3.13</b>
MoM	<b>-0.76</b>

November 2019	
Average	<b>225.08</b>
YoY	<b>2.52</b>
MoM	<b>-0.49</b>

May 2019	
Average	<b>228.02</b>
YoY	<b>10.87</b>
MoM	<b>-1.15</b>

September 2019	
Average	<b>227.92</b>
YoY	<b>7.69</b>
MoM	<b>-0.50</b>

August 2019	
Average	<b>229.08</b>
YoY	<b>10.14</b>
MoM	<b>1.83</b>

July 2019	
Average	<b>224.96</b>
YoY	<b>10.10</b>
MoM	<b>0.12</b>

June 2019	
Average	<b>224.69</b>
YoY	<b>9.62</b>
MoM	<b>-1.46</b>



# Methodology

Field work is done solely by over 700 NBS Staff in all States of the federation supported by supervisors who are monitored by internal and external observers.

Fuel Prices are collected across all the 774 local governments across all States and the FCT from over 10,000 respondents and locations and reflect actual prices households state they actually bought those fuels together with the prices reportedly sold by the fuel suppliers.

The average of all these prices is then reported for each state and the average for the country is the average for the state.

NBS audit team subsequently conducts randomly selected verification of prices recorded.



# Acknowledgements/Contacts

## Acknowledgements

We acknowledge our technical partners, Proshare in the design, concept and production of this publication.





## Contact Us

 @nigerianstat

 NBSNigeria

 [www.nigerianstat.gov.ng](http://www.nigerianstat.gov.ng)

 **Head Office Address**  
Plot 762, Independence Avenue, Central  
Business District, FCT, Abuja Nigeria.

 +234 803 386 5388

 [feedback@nigerianstat.gov.ng](mailto:feedback@nigerianstat.gov.ng)