



NATIONAL BUREAU OF STATISTICS

Premium Motor Spirit (Petrol) Price Watch

(NOVEMBER 2019)

Report Date: December 2019

Data Source: National Bureau of Statistics (NBS)



Contents

Executive Summary	1
Average PMS Prices Across States	2
Average PMS Prices Across Zones	3
12 Months Average Prices	4
Appendix - Tables	5
Methodology	6
Acknowledgment and Contact	7

Executive Summary

Average price paid by consumers for premium motor spirit (petrol) decreased by -1.03% year-on-year and increased by 0.32% month-on-month to N145.94 in November 2019 from N145.48 in October 2019.


States with the highest average price of premium motor spirit (petrol) were Abia (N150.69), Cross River (N150.41) and Adamawa (N149.85).

States with the lowest average price of premium motor spirit (petrol) were Borno (N141.50), Akwa-Ibom (N143.83) and Benue (N144.17).

Premium Motor Spirit (Petrol) Price Watch - November 2019



Average PMS Prices Across States



STATES WITH THE HIGHEST AVERAGE PRICES IN NOVEMBER 2019



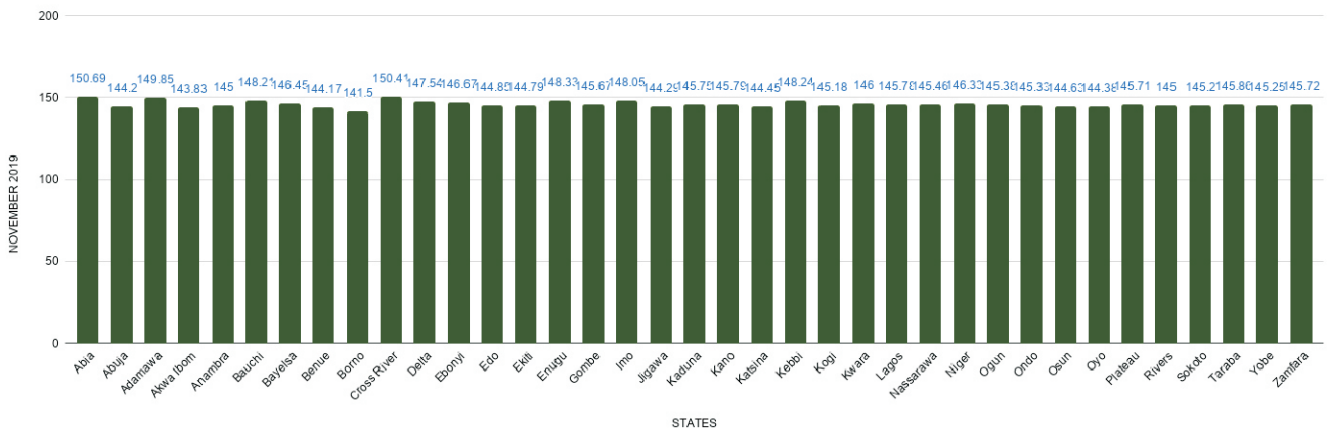
	Nov-19	YoY%	MoM%
ABIA	150.69	0.01	2.45
CROSS RIVER	150.41	1.94	2.36
ADAMAWA	149.85	0.34	3.56

STATES WITH THE LOWEST AVERAGE PRICES IN NOVEMBER 2019

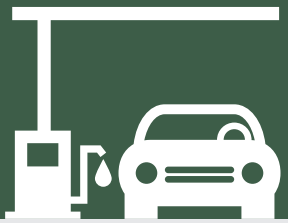


	Nov-19	YoY%	MoM%
BORNO	141.50	-7.47	-2.79
AKWA IBOM	143.83	-0.49	-0.68
BENUE	144.17	-4.16	-1.76

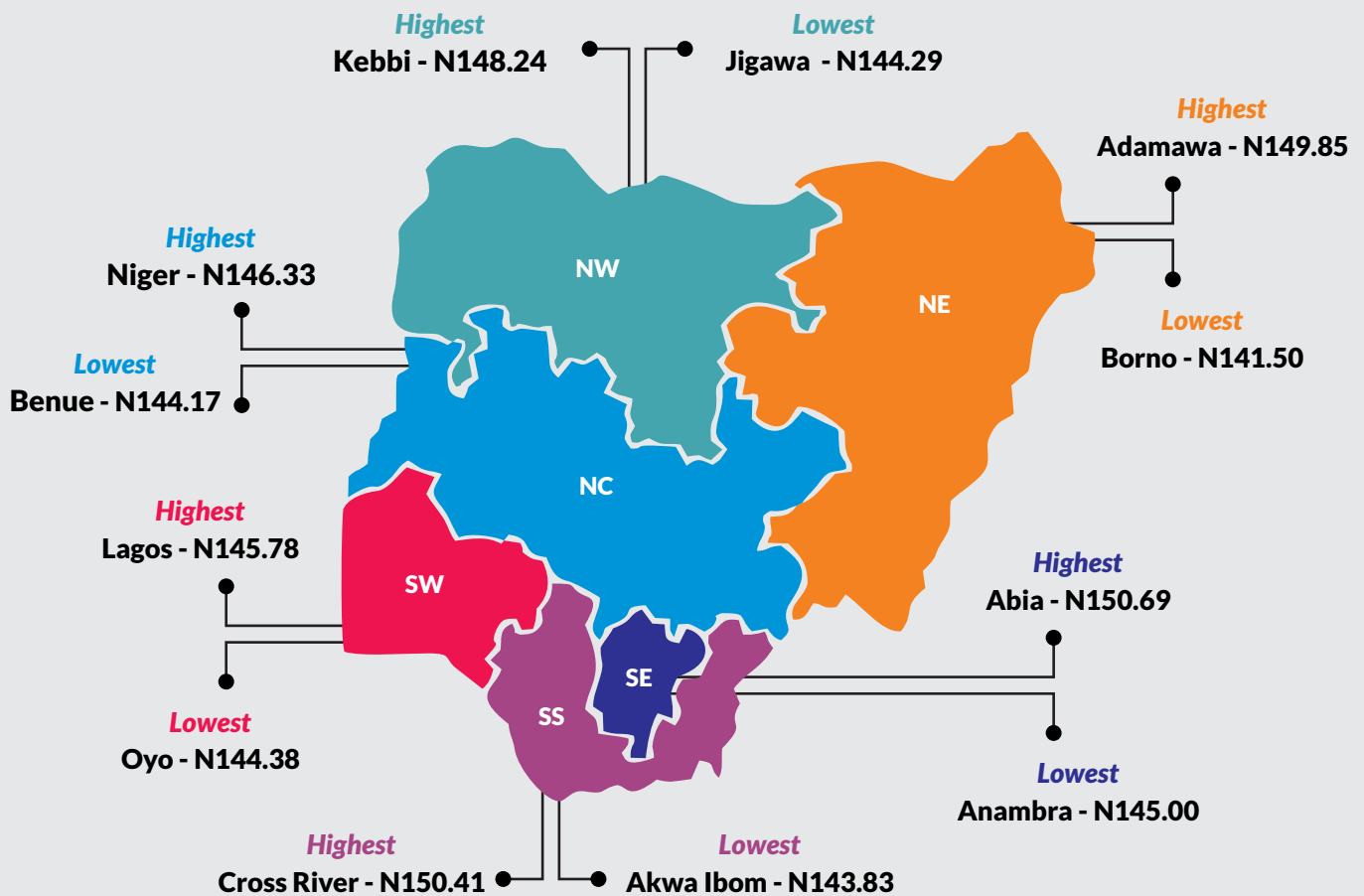

AVERAGE PMS PRICES ACROSS STATES



Premium Motor Spirit (Petrol) Price Watch - November 2019



Average PMS Prices Across Zones



Premium Motor Spirit (Petrol) Price Watch - November 2019



12 Months Average Prices

December 2018	
Average	145.78
YoY	-15.14
MoM	-1.14


January 2019	
Average	145.70
YoY	-23.67
MoM	-0.05

February 2019	
Average	145.29
YoY	-15.75
MoM	-0.28

March 2019	
Average	145.32
YoY	-11.06
MoM	0.02

November 2018	
Average	147.46
YoY	1.27
MoM	0.16

April 2019	
Average	145.92
YoY	-3.61
MoM	0.41



October 2019	
Average	145.48
YoY	-1.19
MoM	-0.04

November 2019	
Average	145.94
YoY	-1.03
MoM	0.32

May 2019	
Average	145.03
YoY	-3.42
MoM	-0.61

September 2019	
Average	145.53
YoY	-1.22
MoM	0.03

August 2019	
Average	145.48
YoY	-0.96
MoM	0.31

July 2019	
Average	145.03
YoY	-1.22
MoM	-0.23

June 2019	
Average	145.36
YoY	-1.84
MoM	0.22

AVERAGE PETROL/ PREMIUM MOTOR SPIRIT

PRICES PER LITRE NGN																															Year on Year %	Month on Month %				
State	Jan-16	Mar-17	Apr-17	May-17	Jun-17	Jul-17	Aug-17	Sep-17	Oct-17	Nov-17	Dec-17	Jan-18	Feb-18	Mar-18	Apr-18	May-18	Jun-18	Jul-18	Aug-18	Sep-18	Oct-18	Nov-18	Dec-18	Jan-19	Feb-19	Mar-19	Apr-19	May-19	Jun-19	Jul-19	Aug-19	Sep-19	Oct-19	Nov-19	(Nov 2018-Nov 2019)	October 2019/November 2019
Abia	129.3	150.4	148.5	151.9	149.7	147.0	144.7	144.5	147.86	147.50	220.40	227.50	191.13	164.50	147.55	145.45	146.33	146.50	147.00	146.30	147.67	150.67	144.72	144.65	145.93	146.12	146.29	145.64	145.67	145.24	146.71	146.73	147.09	150.69	0.01	2.45
Adamawa	99.6	145.0	145.0	145.0	145.0	145.0	143.5	142.0	144.00	144.00	146.53	160.00	145.00	145.00	144.95	144.96	144.50	145.00	144.60	144.00	144.56	144.40	144.95	144.20	144.50	144.00	144.67	144.00	144.20	143.00	145.33	143.17	143.50	144.20	-0.14	0.49
Abuja	93.5	153.3	156.7	160.0	162.5	160.0	144.0	143.0	146.67	145.00	170.00	170.00	150.00	173.00	160.33	150.11	145.00	145.29	148.33	150.00	150.83	149.33	145.00	145.00	143.78	145.14	146.60	145.44	145.80	143.25	146.37	145.00	144.70	149.85	0.34	3.56
Akwai Ibom	120	149.3	147.5	149.4	149.6	145.0	144.6	143.3	146.00	150.33	166.50	201.25	183.89	164.00	154.00	159.44	145.00	145.58	145.42	145.50	145.00	144.55	145.00	145.00	144.78	145.14	145.91	145.50	145.00	145.42	145.00	144.82	143.83	-0.49	-0.68	
Anambra	119.8	148.0	147.7	147.9	148.3	147.1	144.6	144.1	145.71	145.86	210.00	211.67	183.67	166.88	151.33	150.87	151.43	145.85	145.14	144.88	145.00	145.00	145.42	144.90	144.87	144.57	146.90	145.62	145.35	146.15	145.41	146.54	146.15	145.00	0.00	-0.79
Bauchi	117.3	147.8	150.5	147.5	152.5	145.4	145.0	144.6	147.38	144.90	159.75	186.88	151.00	145.57	144.17	144.93	147.90	145.40	143.89	144.00	144.57	144.46	144.20	145.25	144.50	143.89	145.67	144.50	145.50	143.90	145.00	144.00	144.00	148.21	2.60	2.93
Bayelsa	96.1	161.3	159.1	153.5	160.4	145.0	144.8	147.1	147.08	150.50	172.69	187.14	206.82	178.00	158.00	154.62	152.92	151.67	151.00	150.00	148.00	147.08	150.00	145.78	145.25	145.25	148.64	146.00	146.25	145.55	146.78	146.75	146.69	146.45	-0.43	-0.16
Benue	121.7	152.5	155.0	158.2	151.3	159.1	143.5	143.6	150.83	145.50	172.67	223.33	155.00	153.53	156.25	160.31	146.43	146.30	145.50	150.40	153.33	150.43	146.60	150.09	146.09	144.75	145.83	143.60	144.00	145.17	145.16	147.17	146.75	144.17	-4.16	-1.76
Borno	96.4	151.0	160.5	160.0	152.9	160.5	144.5	144.4	145.23	147.00	159.44	185.48	200.29	169.55	160.00	166.08	162.17	155.00	157.00	147.00	152.17	152.92	149.50	145.63	145.89	146.27	146.82	144.36	145.18	145.82	146.50	145.10	145.56	141.50	-7.47	-2.79
Cross River	115.2	148.1	147.8	149.6	148.4	145.0	143.4	144.0	148.40	145.00	207.14	175.38	187.63	174.50	154.50	151.58	145.75	145.56	147.92	150.00	149.22	147.55	145.00	144.69	145.07	146.50	147.41	145.78	146.07	145.92	146.76	147.50	146.94	150.41	1.94	2.36
Delta	98.5	145.0	145.9	145.0	145.8	145.0	144.7	144.6	145.00	145.86	175.00	202.65	170.71	171.50	146.67	147.69	145.00	145.00	145.00	150.92	150.67	144.82	145.00	144.85	145.38	145.00	145.27	144.73	145.00	145.00	145.20	146.54	146.58	147.54	1.88	0.65
Ebonyi	132.1	152.1	157.5	152.5	156.4	147.9	144.3	145.5	148.57	148.57	162.50	220.65	178.13	160.83	147.86	146.14	146.14	145.88	146.14	145.86	146.57	145.18	145.14	145.31	145.59	145.14	146.14	146.25	145.17	146.43	146.14	145.43	145.43	146.67	1.02	0.85
Edo	100.3	149.6	150.3	145.3	145.0	145.0	144.8	144.9	145.06	145.75	170.00	200.20	190.31	172.11	152.11	145.36	145.00	145.00	145.00	145.00	145.00	145.00	145.00	145.25	145.33	144.77	145.00	145.00	144.73	145.00	145.00	144.46	144.85	-0.11	0.27	
Ekiti	106.1	145.0	145.0	145.0	145.0	145.0	144.7	143.1	143.73	146.17	146.00	162.04	181.18	173.89	145.00	147.71	145.32	145.00	144.23	146.94	144.65	145.47	145.29	144.00	143.47	145.00	144.45	145.00	144.80	145.00	144.94	145.60	144.79	-0.47	-0.56	
Enugu	128.3	154.5	152.9	152.0	154.5	149.0	145.0	145.8	147.17	145.00	200.50	183.12	163.86	169.13	148.91	150.30	153.05	149.44	146.78	153.88	146.52	147.29	145.24	145.27	145.31	145.41	146.17	143.55	145.42	145.93	145.45	146.30	145.94	148.33	0.71	1.64
Gombe	99.9	145.0	152.7	172.5	167.5	152.7	144.0	145.0	144.80	145.00	160.00	157.73	153.50	154.13	154.43	153.67	150.25	142.79	147.08	150.10	151.25	154.72	150.20	145.87	144.63	145.92	145.58	141.08	144.58	144.33	146.11	144.91	144.40	145.67	-5.85	0.88
Imo	131	149.5	148.9	148.8	147.6	147.4	143.4	145.1	147.75	144.40	160.59	172.92	200.83	173.86	149.40	149.50	149.77	150.87	145.87	146.43	145.43	142.50	146.18	145.62	143.18	145.71	146.47	145.68	145.47	145.33	145.62	145.57	146.31	148.05	3.89	1.19
Jigawa	104.7	148.3	145.6	147.3	145.8	145.7	143.9	145.2	143.80	145.50	165.00	200.26	150.14	180.93	160.46	154.00	146.29	146.29	145.25	150.00	144.29	144.29	144.21	145.69	145.29	144.94	145.00	145.00	145.00	145.00	145.45	145.36	145.45	144.29	0.00	-0.80
Kaduna	95.7	153.0	145.0	148.7	148.8	145.0	144.8	145.5	144.83	145.00	162.81	215.91	165.86	147.29	153.85	150.81	150.75	150.75	151.48	150.53	150.75	156.75	145.25	146.22	146.08	144.44	144.69	144.80	144.69	144.80	144.68	144.13	144.69	145.75	-7.02	0.73
Kano	99.1	145.0	147.9	145.4	145.3	145.0	144.2	144.6	144.27	144.93	165.00	182.14	155.00	147.19	145.16	144.87	145.79	144.78	144.89	144.87	145.79	147.79	144.87	145.00	145.00	145.21	145.35	145.35	145.35	145.35	145.35	144.86	145.35	145.79	-1.35	0.30
Katsina	95.5	145.9	145.8	145.0	150.3	145.0	144.4	144.1	143.73	144.08	160.00	209.32	160.15	156.67	147.83	144.82	144.95	144.00	144.08	143.63	144.45	144.45	144.31	145.00	145.00	145.23	143.50	142.50	144.13	142.50	142.50	145.50	145.00	144.45	0.00	-0.38
Kebbi	117.1	153.8	160.5	157.9	157.1	145.0	145.0	145.6	148.55	145.00	210.08	181.33	200.25	177.65	163.71	152.22	158.24	148.42	152.94	150.00	155.24	158.24	146.15	146.00	145.56	146.75	147.07	146.00	146.43	145.00	145.21	146.63	146.21	148.24	-6.32	1.38
Kogi	127.1	154.0	146.5	148.9	148.9	146.7	144.6	144.6	146.67	145.00	200.00	152.83	194.81	163.33	160.79	159.17	150.91	148.89	150.13	147.15	148.33	147.86	146.67	145.82	145.50	146.09	147.88	146.00	147.91	143.00	146.75	145.00	145.44	145.18	-1.81	-0.18
Kwara	112.6	145.0	148.8	153.0	145.5	145.9	145.0	144.1	145.75	145.00	170.00	206.18	156.25	160.00	145.00	145.73	145.83	147.22	152.86	145.71	150.89	145.33	146.11	145.62	145.38	144.78	146.86	146.14	146.00	146.67	146.66	146.67	146.14	146.00	0.46	-0.10
Lagos	91.1	147.5	147.9	145.0	145.7	145.3	143.3	143.2	144.33	144.33	149.87	161.43	145.00	155.25	148.10	145.81	144.91	145.81	145.00	147.38	145.00	145.05	145.00	144.87	144.88	145.00	145.00	144.90	145.25	144.61	145.00	145.05	145.00	145.78	0.50	0.54
Nassarawa	120.5	145.9	149.7	148.1	146.1	149.4	143.0	145.0	145.67	144.00	180.00	168.13	150.17	165.53	145.92	145.25	145.14	145.71	146.23	147.14	145.79	147.87	145.36	145.00	145.26	146.33	146.83	145.46	145.09	145.25	145.25	145.25	145.50	145.46	-1.63	-0.03
Niger	112.3	149.4	147.0	145.6	148.7	148.4	144.3	144.3	145.00	145.50	170.00	176.11	155.00	165.38	145.56	145.88	147.27	147.27	146.00	145.73	145.50	146.80	147.27	145.38	145.43	144.92	145.91	146.11	146.13	145.83	145.62	145.83	145.60	146.33	-0.32	0.50
Ogun	92.5	144.9	145.0	145.0	145.0	145.0	143.5	142.9	144.56	144.73	168.00	203.25	147.06	169.41	145.31	146.94	147.19	147.19	146.13	148.05	144.87	145.07	145.00	144.44	143.06	145.00	145.00	145.12	145.00	145.60	145.00	145.80	145.00	145.38	0.22	0.27
Ondo	120.1	146.3	145.2	145.3	145.3	145.0	143.3	142.9	145.59	144.90	160.00	219.38	187.05	162.38	145.95	145.33	145.55	146.76	145.78	145.73	145.32	145.15	145.88	144.00	145.63	145.18	145.50	145.11	145.25	146.47	145.75	145.31	145.05	145.33	0.13	0.19
Osun	100.5	145.0	145.0	145.0	145.0	145.0	145.0	142.8	144.47	144.33	168.00	228.89	154.33	145.44	145.86	145.00	145.85	144.80	144.67	147.43	145.00	145.23	145.00	148.83	145.89	145.00	145.00	145.53	145.00	145.00	145.00	145.00	144.63	-0.42	-0.26	
Oyo	91.5	145.																																		

Methodology

Field work is done solely by over 700 NBS Staff in all States of the federation supported by supervisors who are monitored by internal and external observers.

Fuel Prices are collected across all the 774 local governments across all States and the FCT from over 10,000 respondents and locations and reflect actual prices households state they actually bought those fuels together with the prices reportedly sold by the fuel suppliers.

The average of all these prices is then reported for each state and the average for the country is the average for the state.

NBS audit team subsequently conducts randomly selected verification of prices recorded.

Acknowledgements/Contacts

Acknowledgements

We acknowledge our technical partners, Proshare in the design, concept and production of this publication.




Contact Us

 @nigerianstat

 NBSNigeria

 www.nigerianstat.gov.ng

 **Head Office Address**
Plot 762, Independence Avenue, Central
Business District, FCT, Abuja Nigeria.

 +234 803 386 5388

 feedback@nigerianstat.gov.ng