



NATIONAL BUREAU OF STATISTICS

# Liquefied Petroleum Gas (Cooking Gas) Price Watch

---

(OCTOBER 2019)

**Report Date: November 2019**

*Data Source: National Bureau of Statistics (NBS)*

# Contents

<b>Executive Summary</b> .....	1
<b>Average Cooking Gas Prices Across States – 5KG Refilling</b> .....	2
<b>Average Cooking Gas Prices Across Zones – 5KG Refilling</b> .....	3
<b>12 Month Average Prices – 5KG Refilling</b> .....	4
<b>Average Cooking Gas Prices Across States – 12.5KG Refilling</b> .....	5
<b>Average Cooking Gas Prices Across Zones – 12.5KG Refilling</b> .....	6
<b>12 Month Average Prices – 12.5KG Refilling</b> .....	7
<b>Appendix - Tables</b> .....	8
<b>Methodology</b> .....	10
<b>Acknowledgment and Contact</b> .....	11

# Executive Summary

Average price for the refilling of a 5kg cylinder for Liquefied Petroleum Gas (Cooking Gas) decreased by -0.44% month-on-month and -8.29% year-on-year to N1,967.46 in October 2019 from N1,976.11 in September 2019.

States with the highest average price for the refilling of a 5kg cylinder for Liquefied Petroleum Gas (Cooking Gas) were Bauchi (N2,481.88), Borno (N2,382.29) and Yobe (N2,322.80).

States with the lowest average price for the refilling of a 5kg cylinder for Liquefied Petroleum Gas (Cooking Gas) were Enugu (N1,615.38), Ebonyi (N1,616.67) and Delta (N1,681.43).

Similarly, average price for the refilling of a 12.5kg cylinder for Liquefied Petroleum Gas (Cooking Gas) decreased by -0.47% month-on-month and by -7.68% year-on-year to N4,104.83 in October 2019 from N4,124.20 in September 2019.


States with the highest average price for the refilling of a 12.5kg cylinder for Liquefied Petroleum Gas (Cooking Gas) were Benue (N4,666.67), Anambra (N4,546.77) and Akwa Ibom (N4,522.50)

States with the lowest average price for the refilling of a 12.5kg cylinder for Liquefied Petroleum Gas (Cooking Gas) were Kano (N3,600.00), Oyo (N3,702.40) and Ebonyi (N3,716.67).

# Liquefied Petroleum Gas (Cooking Gas) Price Watch - October 2019



## Average Cooking Gas Prices Across States - 5KG Refilling

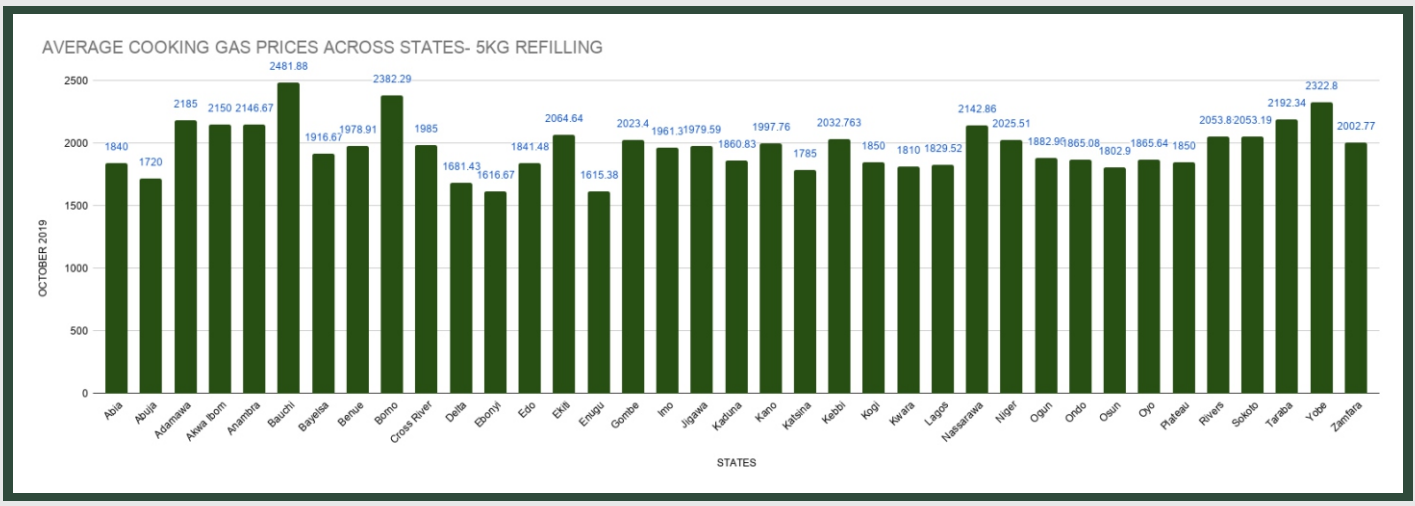


### STATES WITH THE HIGHEST AVERAGE PRICES IN OCTOBER 2019

	Oct-19	YoY	MoM
BAUCHI	2481.88	-2.67	0.00
BORNO	2382.29	-4.28	0.00
YOBE	2322.80	-6.12	0.00

### STATES WITH THE LOWEST AVERAGE PRICES IN OCTOBER 2019

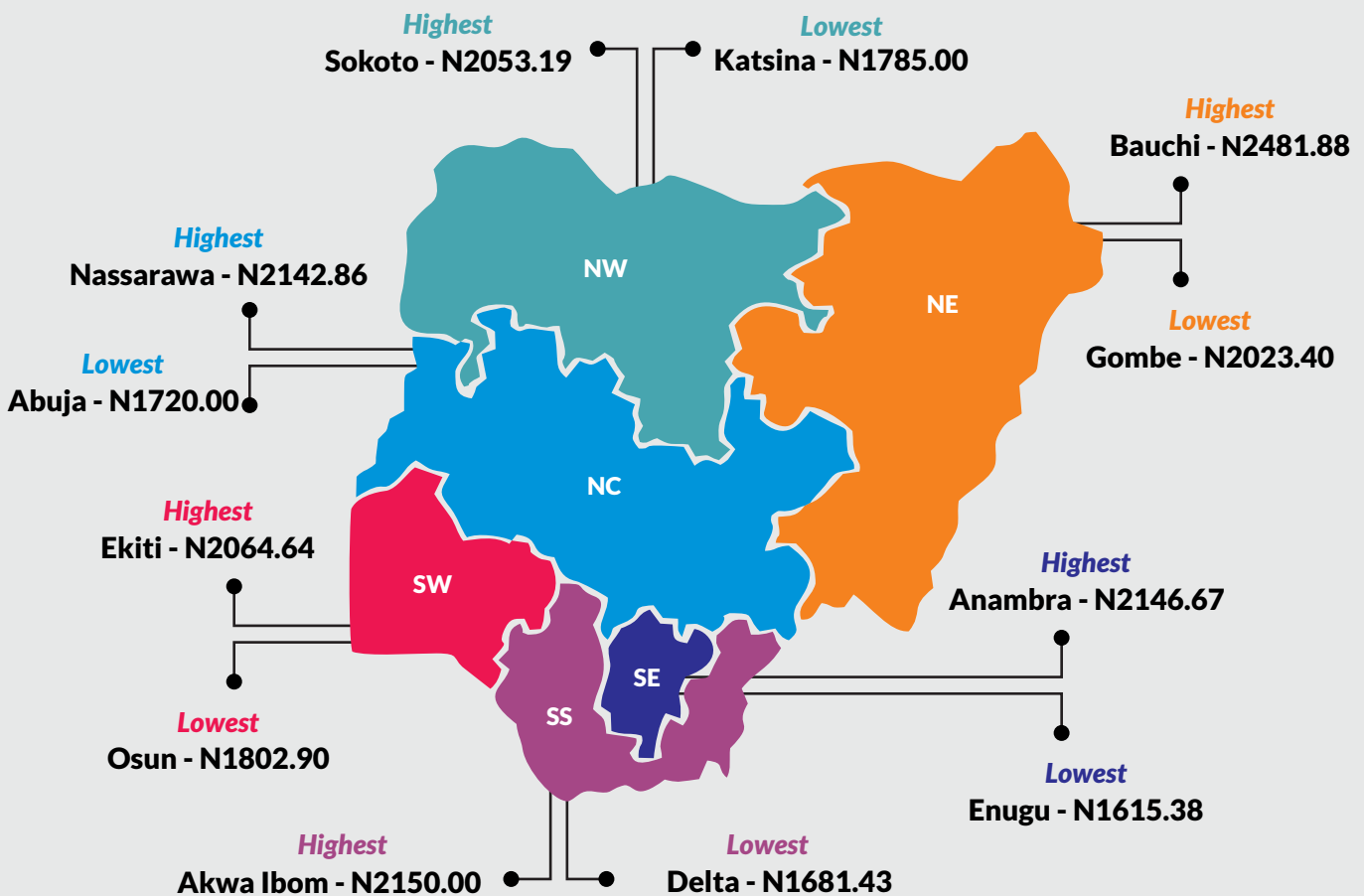

	Oct-19	YoY	MoM
OSUN	1615.38	-15.79	-7.98
ENUGU	1616.67	-15.65	-4.90
ABUJA	1681.43	-21.79	-3.09



# Liquefied Petroleum Gas (Cooking Gas) Price Watch - October 2019



## Average Cooking Gas Prices Across Zones – 5KG Refilling



# Liquefied Petroleum Gas (Cooking Gas) Price Watch - October 2019



## 12 Months Average Prices- 5KG Refilling

November 2018	
Average	<b>2084.74</b>
YoY	<b>-12.33</b>
MoM	<b>-2.82</b>

December 2018	
Average	<b>2052.79</b>
YoY	<b>-9.84</b>
MoM	<b>-1.53</b>

January 2019	
Average	<b>2039.82</b>
YoY	<b>-6.86</b>
MoM	<b>-0.63</b>

February 2019	
Average	<b>2067.68</b>
YoY	<b>-4.09</b>
MoM	<b>1.37</b>

October 2018	
Average	<b>2145.30</b>
YoY	<b>-9.64</b>
MoM	<b>1.79</b>



March 2019	
Average	<b>2064.45</b>
YoY	<b>-1.25</b>
MoM	<b>-0.16</b>

September 2019	
Average	<b>1976.11</b>
YoY	<b>-6.23</b>
MoM	<b>-1.21</b>

October 2019	
Average	<b>1967.46</b>
YoY	<b>-8.29</b>
MoM	<b>-0.44</b>

April 2019	
Average	<b>2046.53</b>
YoY	<b>-0.57</b>
MoM	<b>-0.87</b>

August 2019	
Average	<b>2000.34</b>
YoY	<b>-2.62</b>
MoM	<b>-1.21</b>

July 2019	
Average	<b>2024.80</b>
YoY	<b>1.47</b>
MoM	<b>0.71</b>


June 2019	
Average	<b>1995.38</b>
YoY	<b>-1.94</b>
MoM	<b>-1.61</b>

May 2019	
Average	<b>2028.04</b>
YoY	<b>-2.13</b>
MoM	<b>-0.90</b>

# Liquefied Petroleum Gas (Cooking Gas) Price Watch - October 2019



## Average Cooking Gas Prices Across States - 12.5KG Refilling



### STATES WITH THE HIGHEST AVERAGE PRICES IN OCTOBER 2019

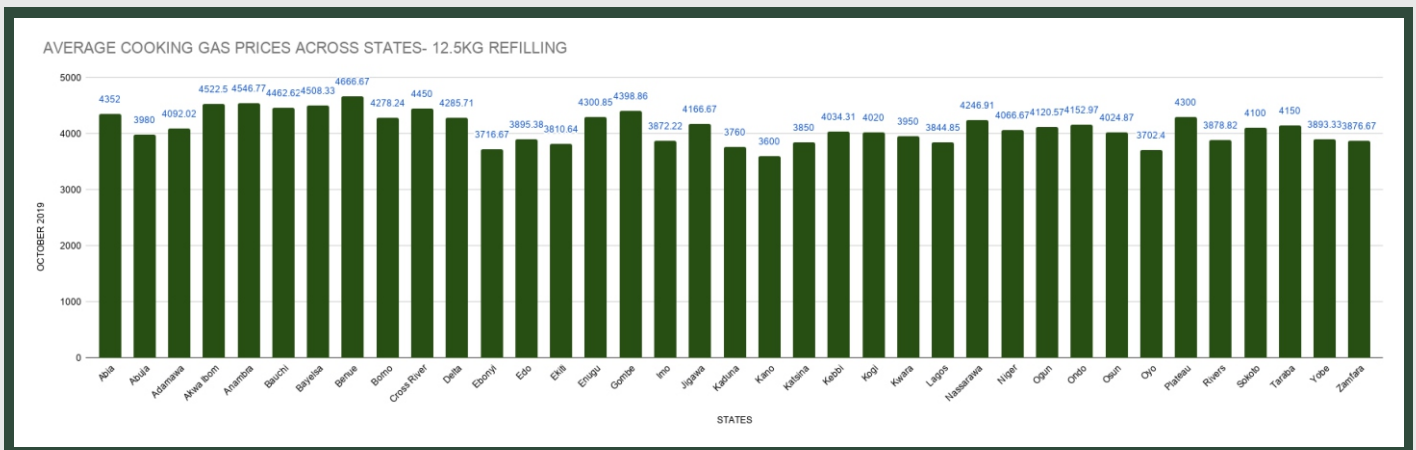


	Aug-19	YoY	MoM
<b>BENUÉ</b>	<b>4666.67</b>	<b>3.70</b>	<b>1.45</b>
<b>ANAMBRA</b>	<b>4546.77</b>	<b>-6.47</b>	<b>0.16</b>
<b>AKWA IBOM</b>	<b>4522.50</b>	<b>-12.18</b>	<b>-3.47</b>

### STATES WITH THE LOWEST AVERAGE PRICES IN OCTOBER 2019



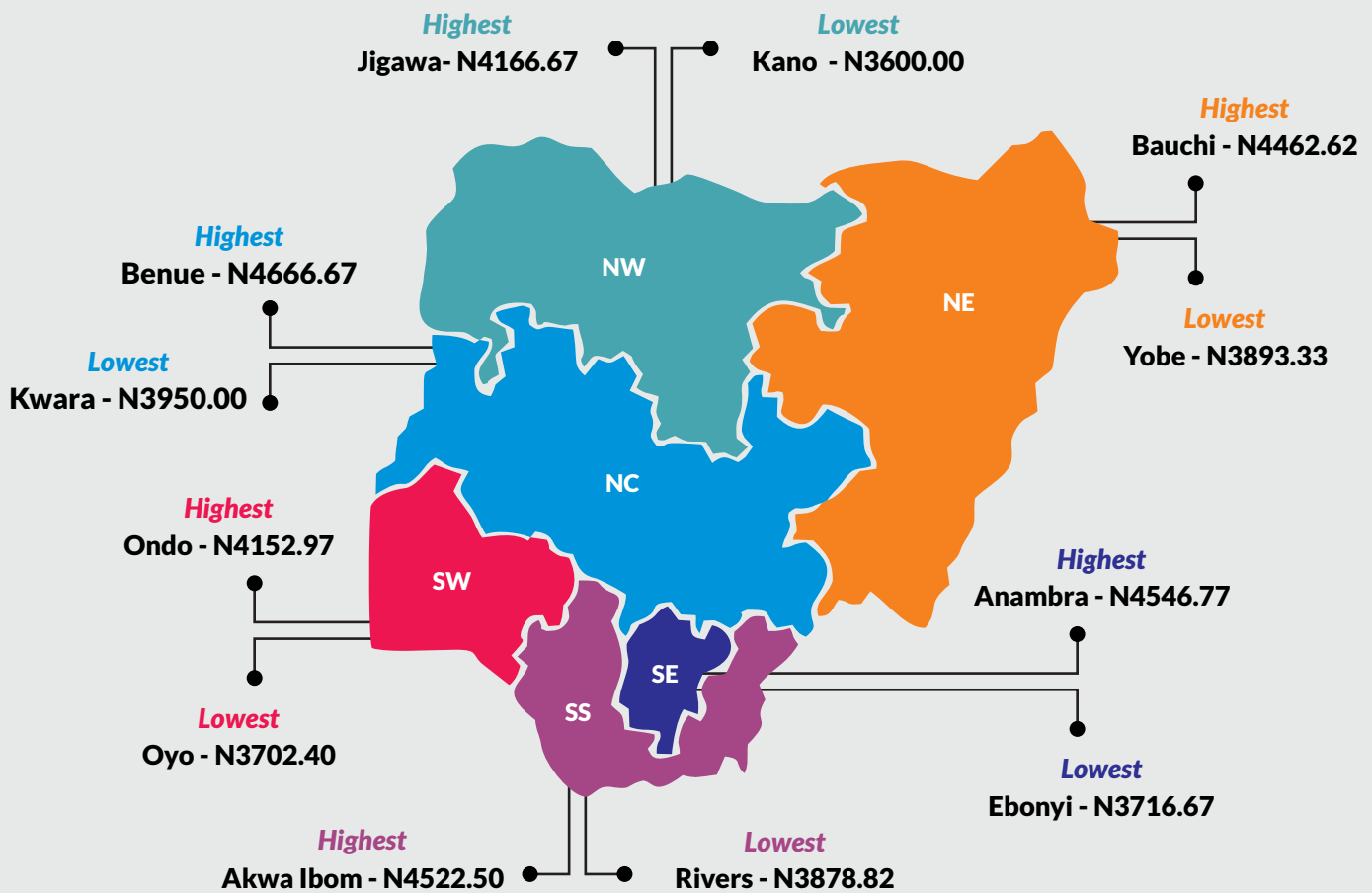

	Aug-19	YoY	MoM
<b>LAGOS</b>	<b>3600.00</b>	<b>-15.63</b>	<b>0.00</b>
<b>OYO</b>	<b>3702.40</b>	<b>-11.82</b>	<b>1.12</b>
<b>KANO</b>	<b>3716.67</b>	<b>-16.72</b>	<b>-3.93</b>



# Liquefied Petroleum Gas (Cooking Gas) Price Watch - October 2019



## Average Cooking Gas Prices Across Zones – 12.5KG Refilling





# Liquefied Petroleum Gas (Cooking Gas) Price Watch - October 2019



## 12 Months Average Prices- 12.5KG Refilling

November 2018	
Average	<b>4242.26</b>
YoY	<b>-6.61</b>
MoM	<b>-4.59</b>

December 2018	
Average	<b>4332.02</b>
YoY	<b>1.63</b>
MoM	<b>2.12</b>

January 2019	
Average	<b>4277.86</b>
YoY	<b>-1.16</b>
MoM	<b>-1.25</b>

February 2019	
Average	<b>4244.91</b>
YoY	<b>-2.04</b>
MoM	<b>-0.77</b>

October 2018	
Average	<b>4446.19</b>
YoY	<b>-2.52</b>
MoM	<b>1.60</b>



March 2019	
Average	<b>4259.48</b>
YoY	<b>0.14</b>
MoM	<b>0.34</b>

September 2019	
Average	<b>4124.20</b>
YoY	<b>-5.76</b>
MoM	<b>-2.34</b>

October 2019	
Average	<b>4104.83</b>
YoY	<b>-7.68</b>
MoM	<b>-0.47</b>

April 2019	
Average	<b>4253.91</b>
YoY	<b>-0.35</b>
MoM	<b>-0.13</b>

August 2019	
Average	<b>4223.08</b>
YoY	<b>-3.28</b>
MoM	<b>0.16</b>

July 2019	
Average	<b>4216.29</b>
YoY	<b>-0.66</b>
MoM	<b>-0.23</b>

June 2019	
Average	<b>4226.04</b>
YoY	<b>-1.24</b>
MoM	<b>0.13</b>

May 2019	
Average	<b>4220.44</b>
YoY	<b>-1.82</b>
MoM	<b>-0.79</b>





# Methodology

Field work is done solely by over 700 NBS Staff in all States of the federation supported by supervisors who are monitored by internal and external observers.

Fuel Prices are collected across all the 774 local governments across all States and the FCT from over 10,000 respondents and locations and reflect actual prices households state they actually bought those fuels together with the prices reportedly sold by the fuel suppliers.

The average of all these prices is then reported for each state and the average for the country is the average for the state.

NBS audit team subsequently conducts randomly selected verification of prices recorded.

# Acknowledgements/Contacts

## Acknowledgements

We acknowledge our technical partners, Proshare in the design, concept and production of this publication.





## Contact Us

 @nigerianstat

 NBSNigeria

 [www.nigerianstat.gov.ng](http://www.nigerianstat.gov.ng)

 **Head Office Address**  
Plot 762, Independence Avenue, Central  
Business District, FCT, Abuja Nigeria.

 +234 803 386 5388

 [feedback@nigerianstat.gov.ng](mailto:feedback@nigerianstat.gov.ng)