



NATIONAL BUREAU OF STATISTICS

National Household Kerosene Price Watch

(SEPTEMBER 2019)

Report Date: October 2019

Data Source: National Bureau of Statistics (NBS)

Contents

Executive Summary	1
Average Kerosene Prices per litre Across States	2
Average Kerosene Prices per litre Across Zones	3
12 Months Average Prices per litre	4
Average Kerosene Prices per gallon Across States	5
Average Kerosene Prices per gallon Across Zones	6
12 Months Average Prices per gallon	7
Appendix - Tables	8
Methodology	10
Acknowledgment and Contact	11

Executive Summary

Average price per litre paid by consumers for National Household Kerosene decreased by -1.30% month-on-month and increased by 7.12% year-on-year to N318.46 in September 2019 from N322.64 in August 2019.

States with the highest average price per litre of kerosene were Abia (N378.50) , Enugu (N372.73), and Cross River (N359.85).

States with the lowest average price per litre of kerosene were Abuja (N245.83), Nassarawa (N265.92) and Borno (N276.96).

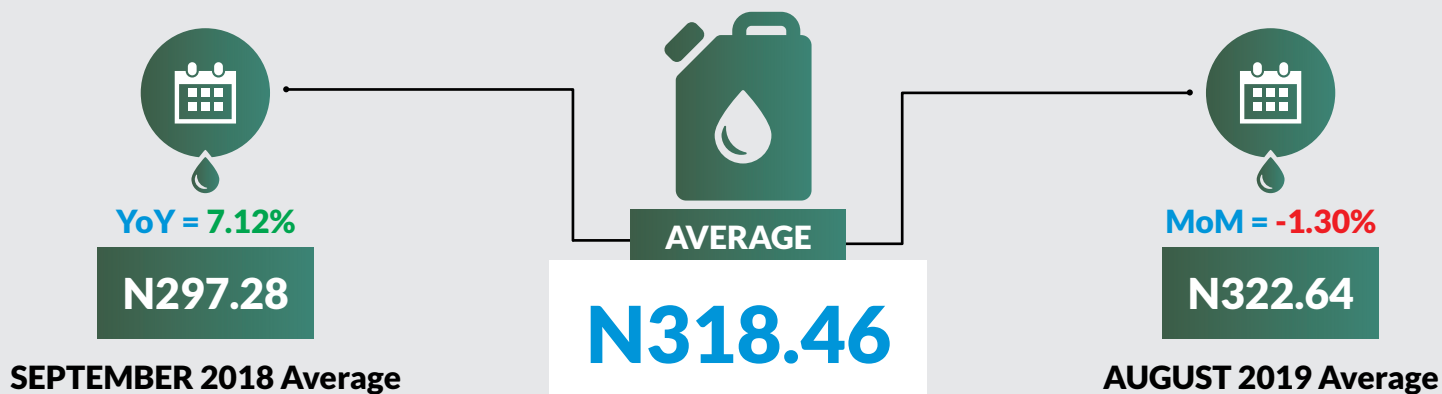
Similarly, average price per gallon paid by consumers for National Household Kerosene increased by 0.56% month-on-month and by 8.01% year-on-year to N1,217.28 in September 2019 from N1,210.44 in August 2019.

States with the highest average price per gallon of kerosene were Gombe (N1,441.67), Borno (N1,400.00) and Adamawa (N1,375.44).

States with the lowest average price per gallon of kerosene were Bayelsa (N1,065.45), Delta (N1,100.38) and Osun (N1,103.53).



Average Kerosene Prices per litre Across States



STATES WITH THE HIGHEST AVERAGE PRICES IN SEPTEMBER 2019



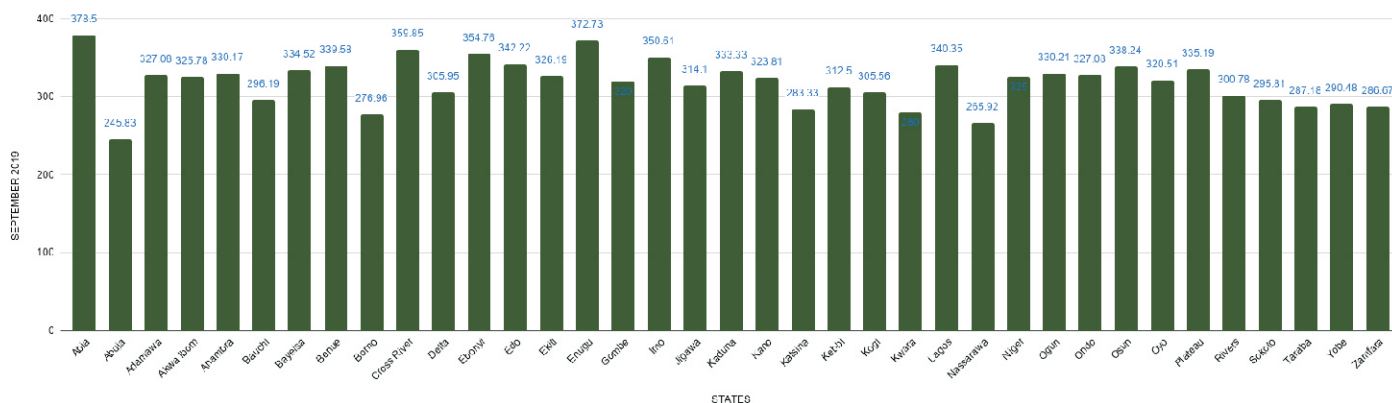
	Sep-19	YoY %	MoM %
ABIA	378.50	56.62	0.79
ENUGU	372.73	11.37	1.99
CROSS RIVER	359.85	15.46	1.59

STATES WITH THE LOWEST AVERAGE PRICES IN SEPTEMBER 2019



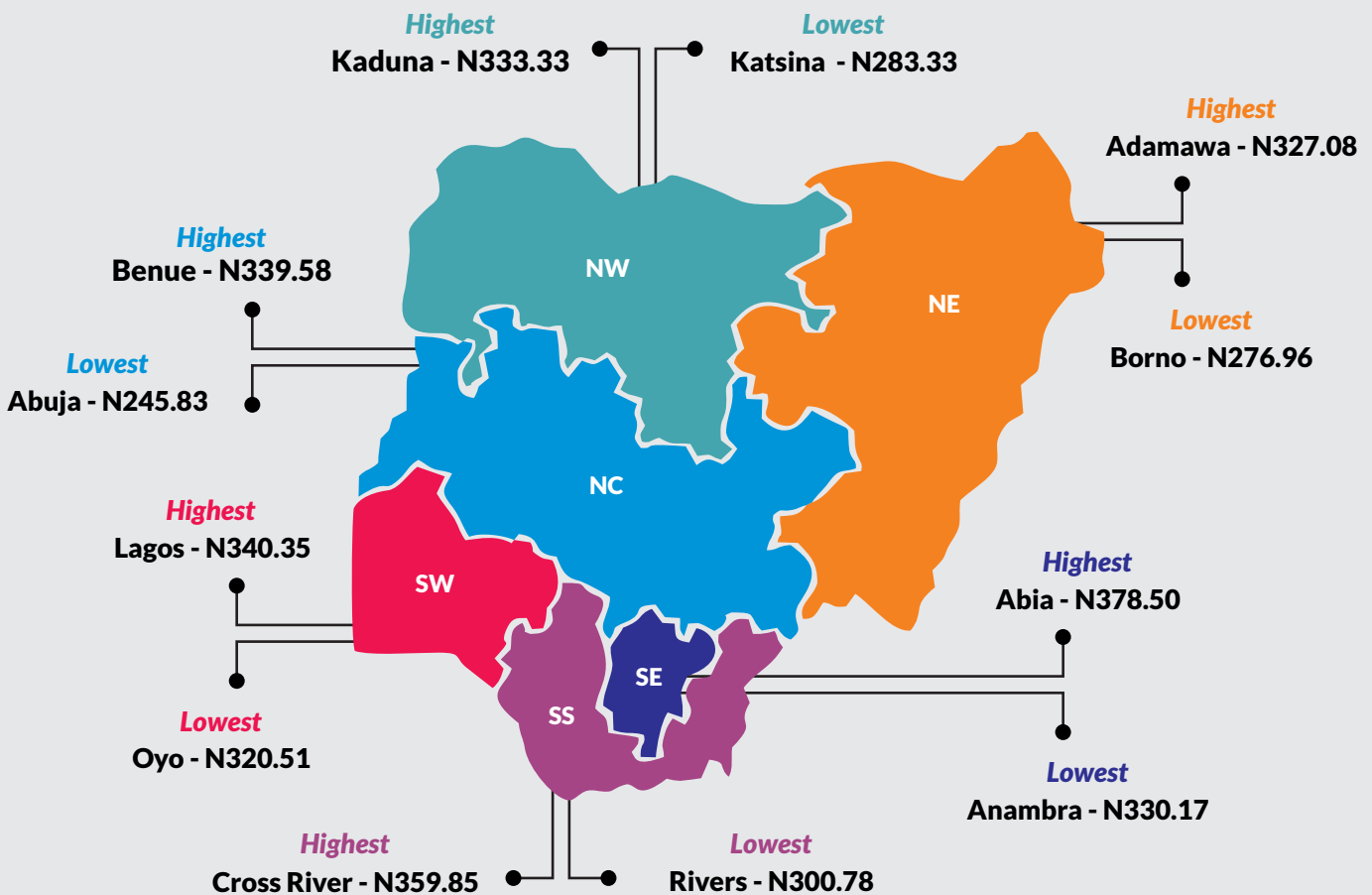

	Sep-19	YoY %	MoM %
ABUJA	245.83	-29.76	0.14
NASSARAWA	265.92	-18.28	1.09
BORNO	276.96	17.72	-11.76

AVERAGE KEROSENE PRICES PER LITRE ACROSS STATES





Average Kerosene Prices per litre Across Zones



National Household Kerosene Price Watch – September 2019



12 Months Average Prices per Litre

October 2018	
Average	315.56
YoY	15.40
MoM	6.15

November 2018	
Average	298.32
YoY	11.68
MoM	-5.46

December 2018	
Average	290.74
YoY	0.04
MoM	-2.54

January 2019	
Average	306.28
YoY	6.03
MoM	5.35

September 2018	
Average	297.28
YoY	12.40
MoM	2.95



AVERAGE

February 2019	
Average	305.44
YoY	5.85
MoM	-0.27

August 2019	
Average	322.64
YoY	11.74
MoM	2.09

September 2019	
Average	318.46
YoY	7.12
MoM	-1.30

March 2019	
Average	303.94
YoY	12.99
MoM	-0.49

July 2019	
Average	316.03
YoY	14.14
MoM	-0.13

June 2019	
Average	316.43
YoY	13.14
MoM	0.17

May 2019	
Average	315.91
YoY	12.71
MoM	-0.11

April 2019	
Average	316.26
YoY	13.57
MoM	4.06



Average Kerosene Prices per gallon Across States



YoY = 8.01%

N1127.05

SEPTEMBER 2018 Average



AVERAGE

N1217.28



MoM = 0.56%

N1210.44

AUGUST 2019 Average

STATES WITH THE HIGHEST AVERAGE PRICES IN SEPTEMBER 2019



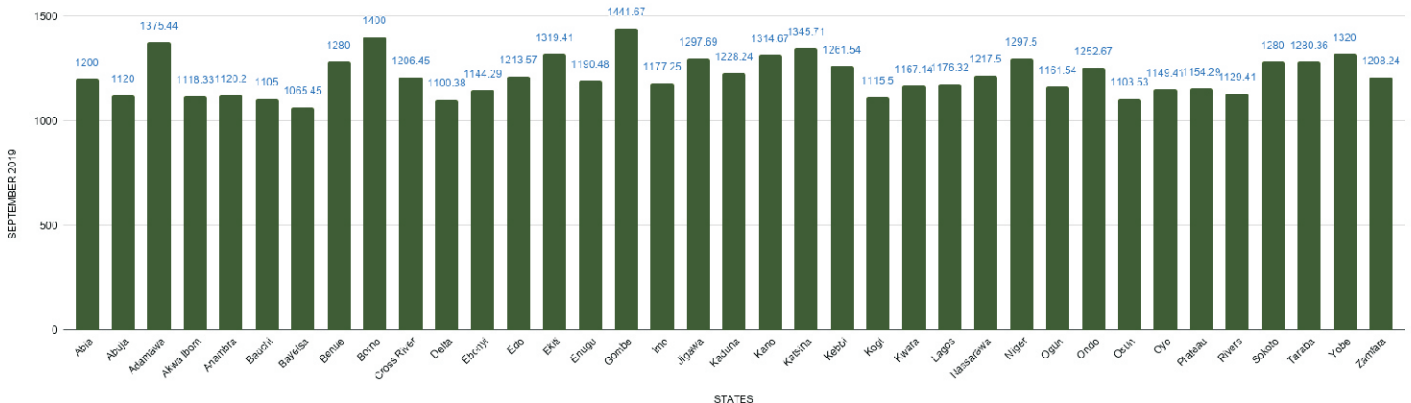
	Sep-19	YoY %	MoM %
GOMBE	1441.67	24.87	2.98
BORNO	1400.00	25.11	3.32
ADAMAWA	1375.44	18.69	1.14

STATES WITH THE LOWEST AVERAGE PRICES IN SEPTEMBER 2019



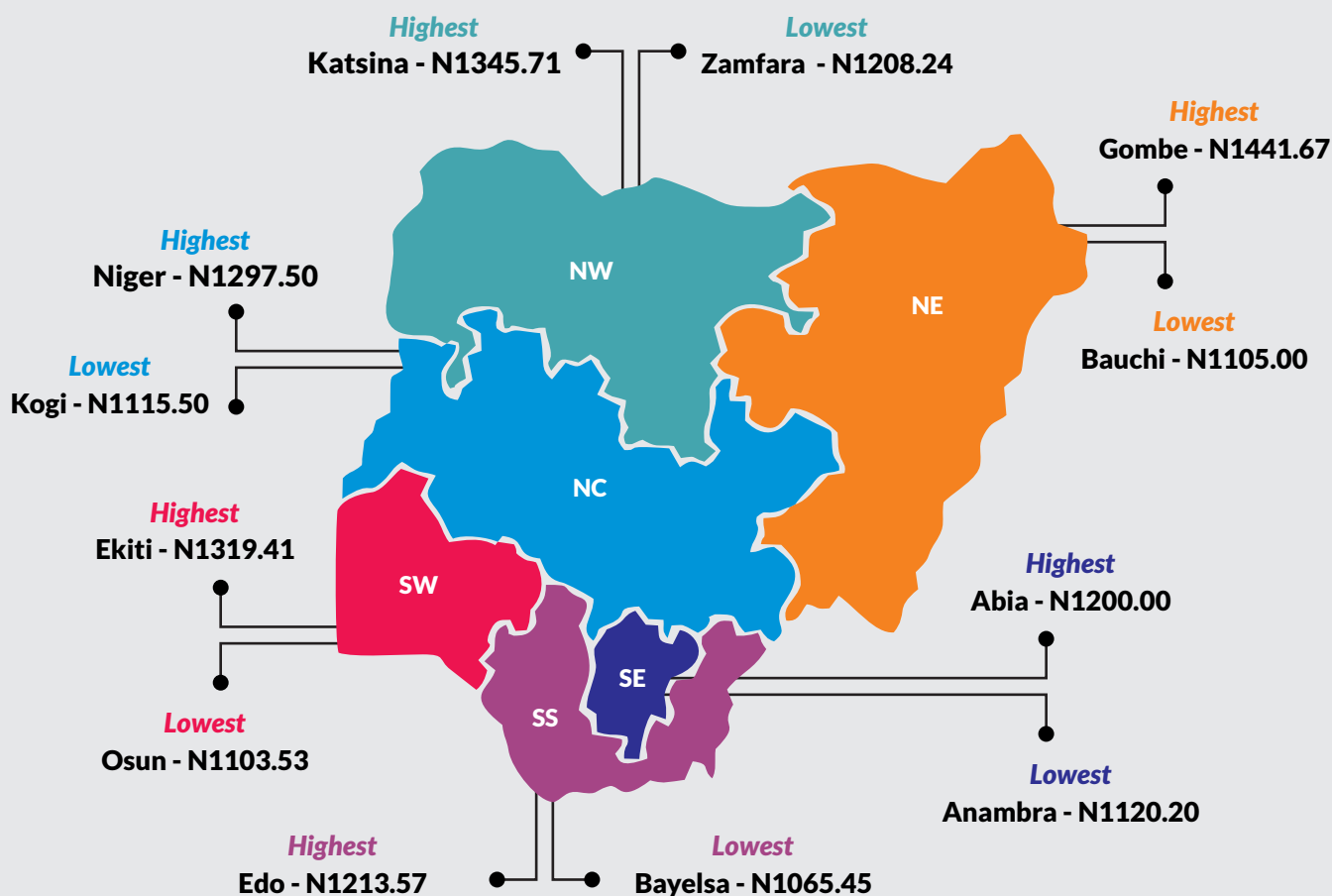
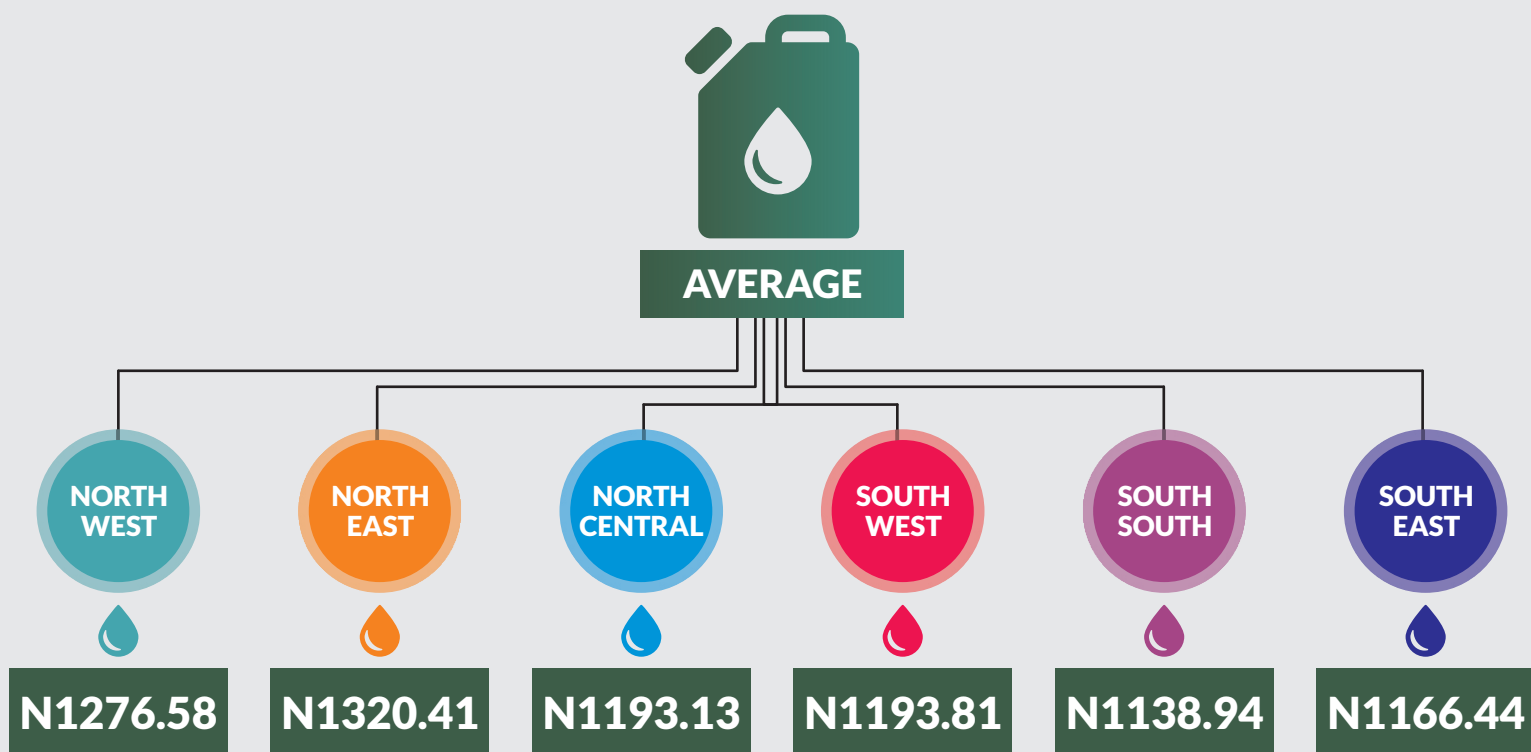
	Sep-19	YoY %	MoM %
BAYELSA	1065.45	7.09	3.44
DELTA	1100.38	0.68	-3.96
OSUN	1103.53	-7.63	1.69

AVERAGE KEROSENE PRICES PER GALLON ACROSS STATES





Average Kerosene Prices per gallon Across Zones



National Household Kerosene Price Watch – September 2019



12 Months Average Prices per gallon

October 2018	
Average	1172.84
YoY	13.30
MoM	4.06

November 2018	
Average	1145.21
YoY	7.17
MoM	-2.36

December 2018	
Average	1156.41
YoY	8.72
MoM	0.98

January 2019	
Average	1187.75
YoY	15.90
MoM	2.71

September 2018	
Average	1127.05
YoY	15.75
MoM	3.95



AVERAGE

February 2019	
Average	1209.73
YoY	17.41
MoM	1.85

August 2019	
Average	1210.44
YoY	11.64
MoM	-0.06

September 2019	
Average	1217.28
YoY	8.01
MoM	0.56

March 2019	
Average	1190.89
YoY	26.25
MoM	-1.56

July 2019	
Average	1211.18
YoY	21.10
MoM	-0.44

June 2019	
Average	1216.53
YoY	21.13
MoM	0.49

May 2019	
Average	1210.56
YoY	23.07
MoM	-0.12

April 2019	
Average	1211.99
YoY	24.20
MoM	1.77

HOUSEHOLD KEROSENE (KEROSENE) PRICE WATCH LITRE PRICE

STATE/LABEL	ITEM/LABELS	LITRE PRICE Unit of Measure	Year on Year %																																	Month on Month %																				
			Jul-15	Aug-15	Sep-15	Oct-15	Nov-15	Dec-15	Jan-16	Feb-16	Mar-16	Apr-16	May-16	Jun-16	Jul-16	Aug-16	Sep-16	Oct-16	Nov-16	Dec-16	Jan-17	Feb-17	Mar-17	Apr-17	May-17	Jun-17	Jul-17	Aug-17	Sep-17	Oct-17	Nov-17	Dec-17	Jan-18	Feb-18	Mar-18	Apr-18	May-18	Jun-18	Jul-18	Aug-18	Sep-18	Oct-18	Nov-18	Dec-18	Jan-19	Feb-19	Mar-19	Apr-19	May-19	Jun-19	Jul-19	Aug-19	Sep-19	Year on Year % September 2018-September 2019	Month on Month % August 2019-September 2019	
Abia	Kerosene	1 Litre	19688	20928	21042	25832	27708	30044	29845	29929	28854	32385	30654	36181	33971	31407	29853	29990	26167	27500	33935	30437	28233	29917	31302	31278	20100	24056	24948	23375	26190	38595	36500	22935	24525	23552	23647	22750	23708	24167	28008	28123	29444	32029	29822	29773	30541	32889	36647	38323	37555	37850	5642	079		
Abuja	Kerosene	1 Litre	20000	24642	28323	19583	26657	28000	33333	22647	22647	18647	21333	34445	33333	31667	27500	29667	25945	20425	42333	36667	39333	27833	28500	27083	25000	21067	24167	28889	28000	29067	30213	30417	30000	31667	22710	31944	30000	33333	30000	36067	33750	35554	35075	32722	31042	29167	29167	25000	24500	24582	-2976	014		
Adamawa	Kerosene	1 Litre	21042	29298	28571	25833	24524	26458	24815	28000	27454	22708	25741	21875	28333	25000	25758	29167	27848	21905	41667	36667	29845	26458	28875	22500	25000	22375	24167	25333	22722	24810	30030	28511	26500	30098	28111	38333	27741	30000	30208	30333	29647	28519	32417	29231	29811	30824	30714	32917	33889	34111	32708	828	-411	
Akwa Ibom	Kerosene	1 Litre	18788	19028	22778	22500	21944	23810	19722	22121	21334	20758	21944	24333	32179	32222	27639	28056	27222	24167	39861	33939	31545	28542	29359	28472	27639	25278	24236	27708	27222	28194	29500	28800	25083	24722	26282	26806	27788	26250	26763	29333	28528	30833	32875	31000	31722	30595	31548	35667	33607	32861	32578	2173	-086	
Anambra	Kerosene	1 Litre	20111	19556	24896	20595	19514	25111	22857	25000	21667	19556	19514	25111	29778	26889	27060	27381	28875	24167	42273	33939	31667	29621	33452	28889	28667	22267	25156	25889	27999	33889	28333	28022	24867	28422	30521	30074	30128	31428	33229	34222	30206	29405	32595	33222	32909	35347	36354	38125	35714	34142	33017	-064	-330	
Bauchi	Kerosene	1 Litre	16667	21667	31429	23750	20358	30000	22381	20208	20833	23750	34167	30000	26190	26667	27083	27833	27813	22500	41190	38542	30167	26667	32167	29933	28958	21796	25000	24815	26190	20600	25550	26667	23833	26389	27619	28102	27481	28337	29259	28125	28033	27407	30667	30417	30542	30625	32000	32407	34524	35642	29619	123	-1690	
Bayelsa	Kerosene	1 Litre	23889	23750	25000	25000	22667	25129	25000	23095	20000	20926	21276	23056	31212	26852	30000	25455	29667	23167	38833	36282	32361	28561	30976	29881	33214	22271	25476	28667	27999	30972	28522	31528	28939	30545	29231	30025	30472	30928	31500	32143	30704	29286	32022	29583	29093	30119	30499	35667	33278	32592	33952	620	264	
Benue	Kerosene	1 Litre	20833	17500	25185	22037	24091	26250	25972	28958	19763	19259	23939	20000	29697	24167	27970	26111	38636	20833	42879	34444	28472	28095	31667	29167	27917	27917	22666	25926	31944	38060	30354	32564	30067	28179	30619	28519	29032	28278	28788	30639	32524	30303	29722	31444	31722	31583	32689	30012	24983	25000	36190	33958	1772	-617
Borno	Kerosene	1 Litre	21167	23333	29869	25926	34167	34000	26429	26667	27667	26666	24583	24583	39167	32292	29091	34722	25648	22750	53333	36818	33333	28958	29167	30455	28194	20833	25606	32361	27121	28333	30500	29667	22513	25394	23333	23501	23667	23761	23528	29044	28730	26818	27045	28382	28042	30625	32708	30000	38333	31388	27696	1772	-1176	
Cross River	Kerosene	1 Litre	20972	21026	23772	20641	23590	24231	19872	22769	25000	20000	21945	24231	35000	31250	29744	32936	28722	26667	43333	34667	33971	29167	31778	32130	27407	21250	26250	27407	25277	30444	30694	30275	30068	31556	31019	30667	29667	30146	31167	31333	28667	29348	30333	31500	30917	30917	30917	30917	31288	34771	35421	33985	1546	-1176
Delta	Kerosene	1 Litre	17727	20167	19242	21111	20972	24778	20694	23667	22500	20686	20972	24778	30111	32564	28321	28333	28229	24359	43810	34881	31545	28472	28462	28462	28452	22333	24487	29815	28437	27857	28045	27564	22777	25429	26905	27102	25385	26587	26175	30105	30018	27188	30417	29902	30159	32857	30834	31283	33282	30895	30595	1689	-097	
Ebonyi	Kerosene	1 Litre	20238	20625	21458	20952	21548	24444	21296	23195	22857	20834	20833	24444	34762	33333	29048	30238	28095	24167	51711	35556	30952	28056	31167	30476	27262	21857	24167	25648	28571	30917	30000	28667	25071	26000	29444	29976	29762	31974	32486	35417	34899	31286	32476	32889	32683	35048	35500	34848	34405	35833	35476	921	-100	
Edo	Kerosene	1 Litre	18788	22037	20500	21042	22833	25000	22692	21333	21000	18333	21061	20909	29167	31818	27381	28750	29653	23333	56019	35625	31538	28590	30778	28444	30385	22542	24000	29657	30088	31250	32639	30119	28267	29569	30000	30667	30125	32647	32472	32692	30000	27222	30897	31548	31223	35286	32238	32916	32647	33650	34222	539	170	
Ekiti	Kerosene	1 Litre	16754	17833	30693	18417	18750	28070	18917	22593	20455	18417	18750	28070	32319	29917	28838	27719	28246	24917	44524	41250	30833	29167	31444	29762	29250	21111	23333	25000	27857	30595	30500	27895	26561	27125	27497	28026	28137	30727	32444	33922	28563	27216	27216	28608	29684	32667	31583	32281	32593	32333	32619	32286	3810	088
Enugu	Kerosene	1 Litre	19833	20972	21537	21944	22569	27853	22817	25160	21852	20988	20545	27853	33981	32431	32212	33533	28932	23556	42821	35556	31933	28558	30531	30303	30625	23397	25233	23778	30000	32000	30729	30642	28560	29097	30167	30517	30043	32667	33467	38833	35833	33045	34458	32917	31688	35333	32679	35278	37872	36547	37273	1137	199	
Gombe	Kerosene	1 Litre	22222	23611	24537	23485	25758	29111	20583	23229	21970	21946	35381	35381	27333	25833	26852	28125	26583	20833	46481	29167	27381	26603	28833	26111	27692	22667	24061	26234	29393	29167	33237	29667	28788	25926	25833	25444	25529	28452	29545	28889	28095	28095	28598	26574	25538	26904	26539	30923	33462	34363	32000	831	-688	
Imo	Kerosene	1 Litre	22174	21467	22576	22862	22895	26275	22681	24445	24420	22541	22000	20972	34318	36852	33175	34087	29068	23967	40897	36111	32851	29461	31974	31548	33929	22733	25424	26521	27366	30470	27037	28768	28444	28526	30424	30283	30333	31536	32848	33072	32024	33246	32667	32396	32513	32513	32890	35259	34075	35417	35061	673	-101	
Jigawa	Kerosene	1 Litre	19881	20238	23499	22111	24048	24444	23462	34559	19038	21296	20000	27444	29444	27000	28778	25778	27262	21417	41228	32083	31346	27431	30694	27639	25513	21462	26667	24063	29814	27905	32275	30690	29048	30000	30256	30365	30111	30000	32143	36373	35313	28810	34131	32381	32115	33690	32286	3810	33048	32384	31410	-228	-301	
Kaduna	Kerosene	1 Litre	19608	20093	23274	24103	20049	26146	23222	23333	23274	24103	35714	26146	28125	29278	27941	28444	27037	21926	40152	30324	33111	26300	31222	28615	24907	20000	29412	27949	29277	29643	24123	29762	27137	29167	28222	28417	27105	27000	26667	28517	26889	28854	27656	28294	27975	29535	30935	34298	32617	34166	33333	2500	-244	
Kano	Kerosene	1 Litre	21905	24792	25988	27308	24167	26429	25357	28833	22381	26389	18906	26429	32500	37400	32564	31666	29444	22500	44643	31875	30595	28718	30000	27381	24487	21667	29019	25000	20499	30157	30000	30278	28556	29333	28929	29286	28833	29000	28667	30950	30167	30729	30708	31667	31188	31188	31167	33987	32577	32444	32381	1296	-019	
Katsina	Kerosene	1 Litre	18571	23333	20095	20128	20513	23229	20256	20023	15893	22024	15437	20783	27692	22310	28095	23021	26538	22500	45556	28611	30167	26667	30238	26786	24881	22778	24405	30000	28458	26021	26481	27625	26778	24487	26556	27976	28667	28000	27556	30076	30175	28333	31702	29451	30556									

Methodology

Field work is done solely by over 700 NBS Staff in all States of the federation supported by supervisors who are monitored by internal and external observers.

Fuel Prices are collected across all the 774 local governments across all States and the FCT from over 10,000 respondents and locations and reflect actual prices households state they actually bought those fuels together with the prices reportedly sold by the fuel suppliers.

The average of all these prices is then reported for each state and the average for the country is the average for the state.

NBS audit team subsequently conducts randomly selected verification of prices recorded.

Acknowledgements/Contacts

Acknowledgements

We acknowledge our technical partners, Proshare in the design, concept and production of this publication.





Contact Us

 @nigerianstat

 NBSNigeria

 www.nigerianstat.gov.ng

 **Head Office Address**
Plot 762, Independence Avenue, Central
Business District, FCT, Abuja Nigeria.

 +234 803 386 5388

 feedback@nigerianstat.gov.ng