



NATIONAL BUREAU OF STATISTICS

Automotive Gas Oil (Diesel) Price Watch

(SEPTEMBER 2019)

Report Date: October 2019

Data Source: National Bureau of Statistics (NBS)

Contents

Executive Summary	1
Average Diesel Prices Across States	2
Average Diesel Prices Across Zones	3
12 Months Average Prices	4
Appendix - Tables	5
Methodology	6
Acknowledgment and Contact	7

Executive Summary


Average price paid by consumers for automotive gas oil (diesel) decreased by -0.50% month-on-month and increased by 7.69% year-on-year to N227.92 in September 2019 from to N229.08 in August 2019.

States with the highest average price of diesel were Borno (N271.00), Niger (N253.75) and Taraba (N252.60).

States with the lowest average price of diesel were Ekiti (N200.33), Rivers (N208.00) and Bayelsa (N208.33).



Average Diesel Prices Across States



STATES WITH THE HIGHEST AVERAGE PRICES IN SEPTEMBER 2019



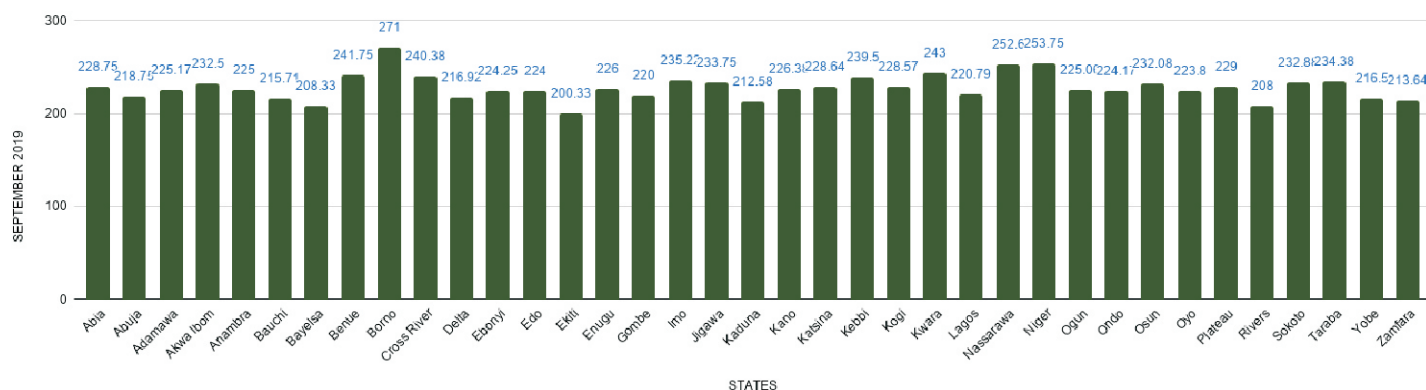
	Sep-19	YoY %	MoM %
BORNO	271.00	10.24	0.00
NIGER	253.75	24.80	-1.32
NASARAWA	252.60	20.29	11.97

STATES WITH THE LOWEST AVERAGE PRICES IN SEPTEMBER 2019



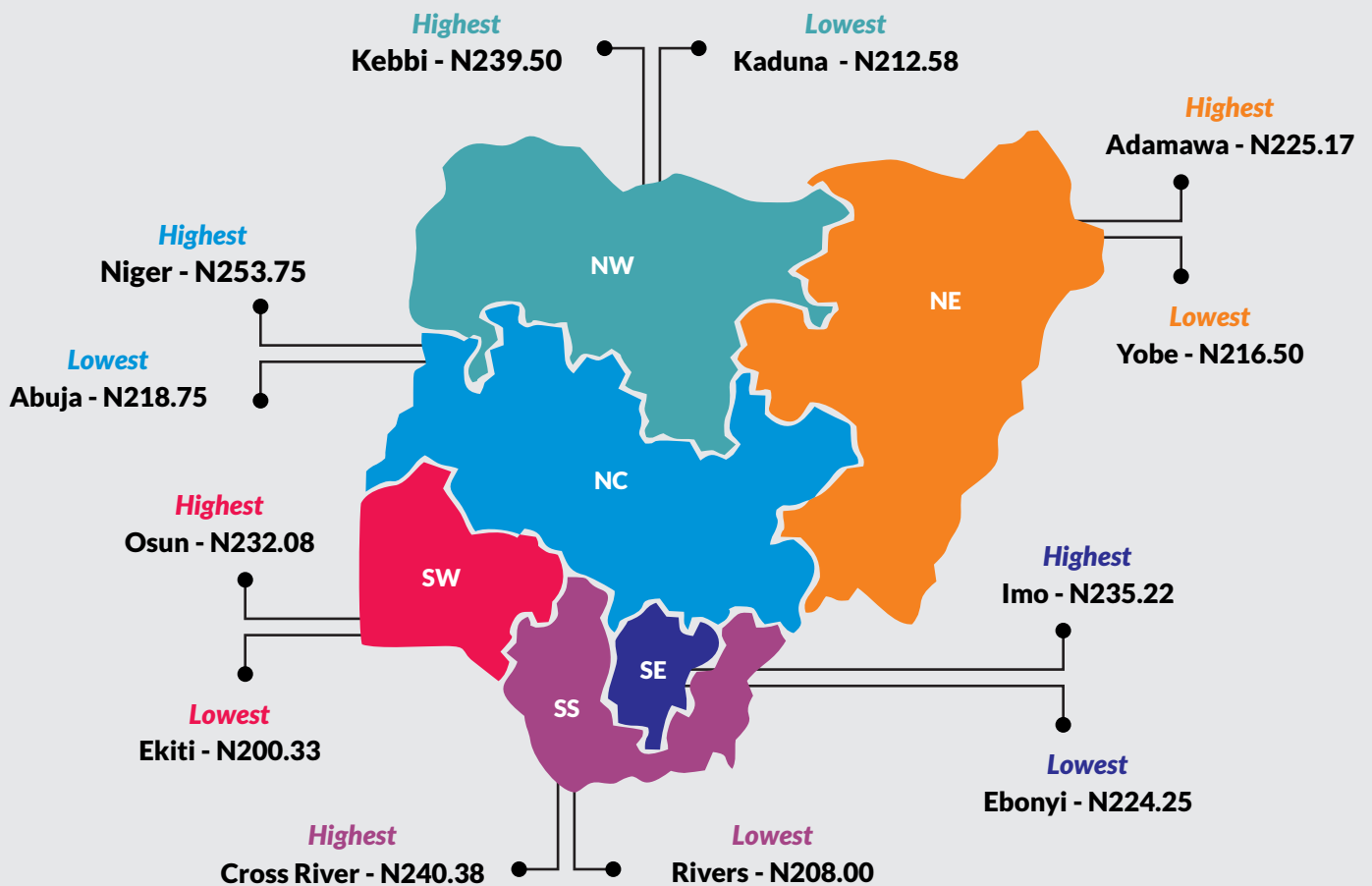
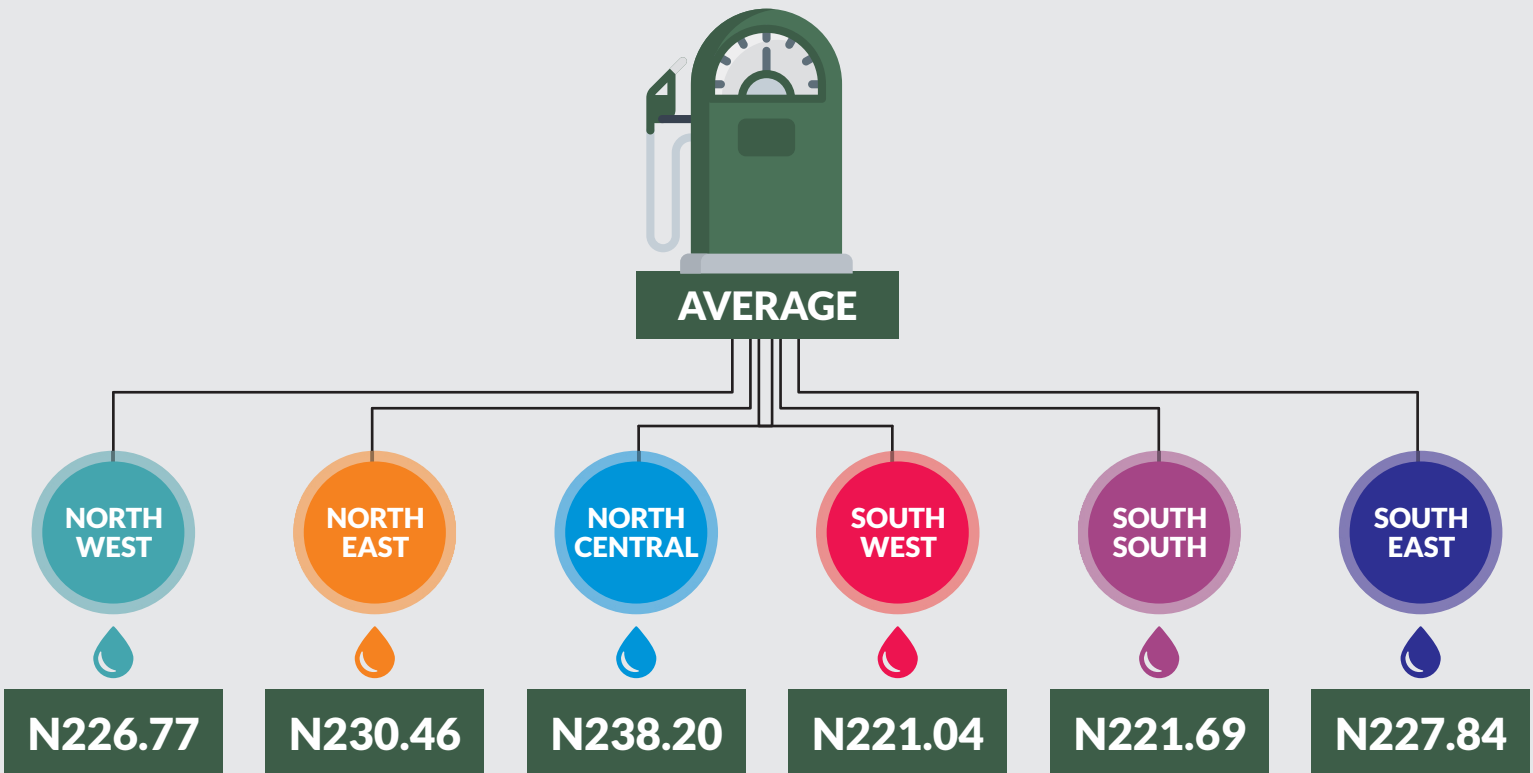
	Sep-19	YoY %	MoM %
EKITI	200.33	0.00	-2.75
RIVERS	208.00	9.47	-2.93
BAYELSA	208.33	1.87	-0.62

AVERAGE DIESEL PRICES ACROSS STATES





Average Diesel Prices Across Zones





Average Diesel Prices Across States

October 2018	
Average	219.33
YoY	8.60
MoM	3.63

November 2018	
Average	219.54
YoY	10.18
MoM	0.10

December 2018	
Average	221.56
YoY	7.25
MoM	0.92

January 2019	
Average	225.09
YoY	5.27
MoM	1.59

September 2018	
Average	211.64
YoY	14.52
MoM	1.76

February 2019	
Average	225.61
YoY	7.49
MoM	0.23



August 2019	
Average	229.08
YoY	10.14
MoM	1.83

September 2019	
Average	227.92
YoY	7.69
MoM	-0.50

March 2019	
Average	229.16
YoY	11.02
MoM	1.58

July 2019	
Average	224.96
YoY	10.10
MoM	0.12

June 2019	
Average	224.69
YoY	9.62
MoM	-1.46

May 2019	
Average	228.02
YoY	10.87
MoM	-1.15

April 2019	
Average	230.67
YoY	12.88
MoM	0.66

Methodology

Field work is done solely by over 700 NBS Staff in all States of the federation supported by supervisors who are monitored by internal and external observers.

Fuel Prices are collected across all the 774 local governments across all States and the FCT from over 10,000 respondents and locations and reflect actual prices households state they actually bought those fuels together with the prices reportedly sold by the fuel suppliers.

The average of all these prices is then reported for each state and the average for the country is the average for the state.

NBS audit team subsequently conducts randomly selected verification of prices recorded.

Acknowledgements/Contacts

Acknowledgements

We acknowledge our technical partners, Proshare in the design, concept and production of this publication.





Contact Us

 @nigerianstat

 NBSNigeria

 www.nigerianstat.gov.ng

 **Head Office Address**
Plot 762, Independence Avenue, Central
Business District, FCT, Abuja Nigeria.

 +234 803 386 5388

 feedback@nigerianstat.gov.ng